

Seating for the Government of Canada

Pricing effective January 1, 2023

Revised March 1, 2024

E60PQ-120001/058/PQ



PRICE LIST
seating



think global

THE GLOBAL EDGE

ERGONOMICS IN THE OFFICE

- Full range of ergonomically designed workplace, healthcare and office furniture with competitive pricing and built-in value.

STRENGTH AND STABILITY

- Established in 1966.
- One of North America's largest office furniture manufacturers.
- Manufacturing and showrooms worldwide.

STRONG LOCAL REPRESENTATION

- Service and expert advice where you are, when you need it!

MANUFACTURING CAPABILITY

- Vertical integration ensures "start to finish" control.
- Ongoing research and investment in new, innovative production technology.

QUALITY ASSURANCE

- The quality program is registered to ISO 9001.
- On-site furniture accredited testing facility.
- Products and components are tested to meet or exceed ANSI/BIFMA standards.
- Products backed by Global's Limited Lifetime Warranty.

ENVIRONMENTAL COMMITMENT

- Continuous development of "earth friendly" programs.
- One of the first molded foam manufacturers to create ozone-friendly, CFC and HFC-free processes.
- Many seat and back pans are made from recyclable plastics and wood waste, enabling little waste and cost effective products.

SYMBOL IDENTIFICATION

Each seating product with an RTA code identifies the assembly requirements.

RTA 00 FULLY ASSEMBLED

RTA 1 SIMPLE ASSEMBLY (no tools required)

Parts to install:

- casters
- base
- pneumatic cylinder/cover can

RTA 2 MODEST ASSEMBLY (tools supplied, if necessary)

Parts to install:

- casters
- base
- pneumatic cylinder/cover can
- back

RTA 4 MODERATE ASSEMBLY (tools supplied)

Parts to install:

- casters
- base
- pneumatic cylinder/cover can
- back
- armrest

RTA 8 FULL ASSEMBLY (tools supplied)

Parts to install:

- casters
- base
- pneumatic cylinder/cover can
- back
- armrest
- mechanism



All products with this designation are suitable for courier shipment throughout Canada.

TABLE OF CONTENTS

A

Accord (Global Accord).....	27
Arm selections	107
Aspen	12

C

CA Avro	13
CA Format.....	16
CA Ibex.....	17
CA Loover.....	18
CA M-Task.....	19
Caprice	54
Caster selections.....	109
Comet.....	55

D

Duet.....	57
-----------	----

E

Erin.....	60
-----------	----

F

Factor.....	21
-------------	----

G

G1 Ergo Select.....	23
G1 Ergo Select TS	92
Gala II	25
Gala II TS.....	94
Global Accord.....	27

K

Kate.....	62
-----------	----

L

Lite.....	63
Loover.....	29

M

Moda.....	66
-----------	----

N

Noetic.....	33
-------------	----

O

ObusForme Comfort.....	35
ObusForme Comfort TS	90
ObusForme Comfort XL	96

P

Popcorn.....	69
Prefer.....	38

R

Robust	101
Roma	39

S

Sas.....	73
Saxon.....	102
Sidero	74
Solar.....	41
Sonic.....	76
Sora	42
Spritz Task	44
Spritz Multi-Purpose & Nesting.....	81
Stream.....	83
Supra.....	45

T


Tritek Ergo Select	46
--------------------------	----

V

Vion	48, 86
Vion TS	103

REFERENCES / PROGRAMS

How to order seating	3
Seating by category type	4
Ergonomic features and benefits.....	8
Mechanism adjustments.....	9
Arm selections	107
Caster selections.....	109
Glide selections - Duet and Popcorn.....	110
Base selections	111
Cylinder selections.....	113
Textiles and finishes.....	114
Chair shipping cube and shipping weight.....	117
Terms and conditions	118
Limited lifetime warranty.....	121
Index.....	122



FABRIC CHAIR EXAMPLE

If there are any options for the chair they would be inserted between the model number and frame finish. For example (see above):

2676-2 TC74 AMF CX VU19 4L

This would be the Global Accord Mesh HB Knee-Tilter **2676-2**. The seat is upholstered in Terrace, Echo (**TC74**) with a mesh back in Vue, Coal Black (**VU19**). The chair has fixed arms, optional aluminum base + memory foam seat (**AMF**), dual wheel carpet casters (**CX**) and a 4" cylinder, low rise (**4L**).

CHAIR SAFETY TIPS

Common sense guidelines to ensure that your Global chair will provide many years of comfort and service in a safe and productive environment:





















- Always read and follow assembly instructions. Make sure that all the pieces of your Global chair are installed in the proper order to ensure structural integrity.
- Ensure that chair casters are fully inserted into the base of the unit.
- Inspect your chair for loose or worn parts at least once a year.
- Always keep the base of your chair completely on the floor.
- Most Global chairs are equipped with casters for use on carpeted surfaces. Other flooring surfaces may require different casters.
- Speak to your Global sales representative or refer to the Arm, Caster and Base section (page 105) of this price book for appropriate custom selections.
- Many Global office chairs are equipped with tilt tension controls on the seating mechanism. The tension control compensates for different body weights and postures. Always ensure that the control is properly adjusted for a smooth and controlled tilt motion. Your Global sales representative can demonstrate the proper use of all the adjustments on your office chair.
- Do not stand on your Global chair or sit on the arms of your chair.
- Do not put electrical appliances on chairs. Even fire retardant fabrics can be damaged when exposed to direct heat or flame.
- Choose the right chair for your work environment. Global offers a full line of intensive use, multi-shift and specialized chairs for environments with demanding health or safety requirements. Your Global sales representative is trained to help you make the right choice for your workplace.

SEATING BY CATEGORY TYPE






WORK / TASK SEATING

Task

 Aspen.....12	 G1 Ergo Select.....23	 Roma.....39
 CA Avro.....13	 Gala II.....25	 Solar.....41
 CA Format.....16	 Loover.....29	 Sora.....42
 CA Ibex.....17	 Noetic.....33	 Spritz.....44
 CA Loover.....18	 ObusForme Comfort.....35	 Tritek Ergo Select.....46
 CA M-Task.....19	 Prefer.....38	 Vion.....48
 Factor.....21	 Robust.....101	

Conference / Management

 Global Accord.....27	 Prefer.....38	 Supra.....45
 Kate.....62	 Roma.....39	
 ObusForme Comfort.....35	 Solar.....41	

Executive

 Global Accord.....27	 ObusForme Comfort.....35	 Robust.....101
--	--	--

Height Adjustable Stools

 Factor.....21	 Loover.....29	 Vion.....48
 G1 Ergo Select.....23	 Noetic.....34	
 Gala II.....25	 Roma.....39	














MULTI-PURPOSE SEATING

Stacking

 Comet.....55	 Popcorn69	 Sonic76
 Duet.....57	 Sas73	 Stream.....83
 Moda.....66	 Sidero.....74	

Guest (Metal)








 Caprice54	 Lite63	 Sonic76
 Comet.....55	 Moda.....66	 Stream.....83
 Erin58	 Sas73	 Vion86
 Kate.....62	 Sidero.....74	

Horizontal Nesting

 Roma Nester71	 Spritz.....81
---	---



HEAVY DUTY / 24HR SEATING


 G1 Ergo Select TS92	 ObusForme Comfort XL.....96	 Vion TS.....103
 Gala II TS.....94	 Robust.....101	
 ObusForme Comfort TS.....90	 Saxon102	

SEATING BY CATEGORY TYPE



EDUCATION

Classroom Seating

 Duet.....57	 Roma Nester.....71	 Spritz.....81
 Moda.....66	 Sidero.....74	 Stream.....83
 Popcorn.....69	 Sonic.....76	


Work + Task Seating

 CA Avro.....13	 Factor.....21	 Roma.....39
 CA Format.....16	 Loover.....29	 Solar.....41
 CA Ibex.....17	 Noetic.....33	 Spritz.....44
 CA Loover.....18	 ObusForme Comfort.....35	 Tritek Ergo Select.....46
 CA M-Task.....19	 Prefer.....38	 Vion.....48

Guest Seating

 Caprice.....54	 Moda.....66	 Sonic.....76
 Duet.....57	 Roma.....71	 Vion.....86
 Erin.....58	 Sidero.....74	

Cafeteria Seating

 Duet.....57	 Sonic.....76
 Popcorn.....69	 Stream.....83

Stacking + Nesting Chairs



Duet.....57



Moda.....66



Popcorn.....69



Roma.....71



Sidero.....74



Sonic.....76



Spritz.....81



Stream.....83

ERGONOMIC FEATURES & BENEFITS

EACH GLOBAL CHAIR IS BUILT WITH FEATURES THAT ARE ERGONOMICALLY DESIGNED TO PROMOTE GOOD POSTURE AND PROVIDE MAXIMUM COMFORT. WHILE FULLY SUPPORTING YOUR BODY, THESE FEATURES SHOULD ALSO ALLOW YOU TO ADJUST YOUR CHAIR TO FIT YOU.



A TENSION ADJUSTMENT

Increase or decrease to match body weight. Allows you to rock comfortably, without heavy pushing, reducing muscle fatigue.



B CHAIR TILT LOCK

Lock the tilt movement in position(s) to accommodate your working posture. Allows you to lock your chair in a comfortable and supportive position. (Can be either single position, multiple position or infinite position.)



C SEAT HEIGHT

Raise or lower to allow your feet to rest flat on the floor. Avoids pressure under your thighs, easing blood flow.



D BACK/LUMBAR HEIGHT ADJUSTMENT

Raise or lower to position lumbar support in your lumbar area. Reduces likelihood of back pain.



E SEAT DEPTH

Change the depth of the seat to accommodate the length of your thighs. Keeps your back in contact with the backrest while avoiding pressure behind your knees. Can be sliding (MD) or manual.



F SEAT ANGLE ADJUSTMENT

Allows chair to tilt forward changing the angle of your thighs in relation to the floor. Helps reduce disc pressure during forward leaning tasks.



G BACK ANGLE ADJUSTMENT

Adjust to change the angle of your torso in relation to your thighs. Helps reduce disc pressure and relaxes your back muscles.



H ARM HEIGHT

Raise or lower to support your forearms. Reduces muscular effort in neck and shoulders, minimizing risk of pain.



J KNEE-TILT MOVEMENT

Chair tilt pivot point is toward the front of the seat. Stability is maintained as the user reclines, keeping their feet on the floor and maintaining the same torso to thigh angle.



L SYNCHRO-TILT MOVEMENT

The seat pivots at the center point, while the backrest reclines at a faster rate than the seat, increasing the angle between the user's torso and thighs. Enhances comfort and encourages dynamic body movement.



M WATERFALL SEAT EDGE

Reduces pressure at the back of your knees, contributing to good blood flow.



N CONTOURED CUSHION

Supports the body effectively, allowing you to sit longer without discomfort.



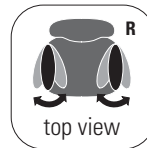
P VIBRATING SEAT & BACK

Soothing effect contributes to your relaxation during work breaks.



Q WIDTH ADJUSTABLE ARMS

Allows outward movement of armrests to match shoulder breadth. Ensures armrests properly support forearms, reducing muscular efforts in neck and shoulders.



R ARM ROTATION

Rotate armcaps to support your forearms in various positions. Reduces muscular effort in neck and shoulders minimizing risk of pain.



S CENTER TILT

Chair tilts at the center point of the seat allowing you to recline while maintaining the same torso to thigh angle. When your feet are well supported, blood flow is enhanced.



U SOFT DESCENT PNEUMATIC LIFT

Gently and gradually lowering the seat helps you easily select proper seat height without causing a jerking motion.




V LUMBAR DEPTH ADJUSTMENT

Increase or decrease curvature of the back to match the profile of your lower back. Enhances comfort and support in the lower lumbar area.

MAXIMIZING YOUR ERGONOMIC SEATING

- Always select a chair that is designed for the type of work you perform and make certain the chair is comfortable for the length of time spent using it.
- Ensure that the seat and back cushions are contoured to fit your body, which will help eliminate pressure points.
- An ergonomically designed chair should allow changing positions easily.
- As you work, reposition yourself throughout the day to reduce strain and stress on specific muscle groups. If you change job functions, adjust your chair to fit the new task.
- Proper ergonomic seating should help eliminate many of the work related injuries that result from poor posture and poorly designed chairs.

POSTURE TASK



ADJUSTMENTS

- (2) Pneumatic seat height
- (3) Back angle
- (6) Back/lumbar height **
- Seat depth *
- Swivel


TILTER



ADJUSTMENTS

- (1) Tilt tension
- (2) Pneumatic seat height
- (9) Multiple position tilt lock *
- Center tilt action
- Swivel


KNEE-TILTER



ADJUSTMENTS

- (1) Tilt tension
- (2) Pneumatic seat height
- (9) Multiple position tilt lock *
- Knee tilt action
- Swivel
- Optional sliding seat depth adjustment (MD)
- Anti kick back


MULTI-TILTER



ADJUSTMENTS

- (1) Tilt tension
- (2) Pneumatic seat height
- (3) Back angle adjustment
- (4) Seat angle
- (8) Sliding seat depth adjustment (MD)
- (9) Infinite position tilt lock
- Back/lumbar height **
- Center tilt action
- Swivel


SYNCHRO-TILTER



ADJUSTMENTS

- (1) Tilt tension
- (2) Pneumatic seat height
- (3) Back angle adjustment *
- (8) Sliding seat depth adjustment (MD)
- (9) Multiple position tilt lock/synchro tilt action
- Anti kick back *
- Back/lumbar height **
- Swivel

OPERATOR



ADJUSTMENTS

- (2) Pneumatic seat height
- (3) Back angle *(free float/lock)
- (4) Seat angle *(free float/lock)
- Back/lumbar height **
- With single lever operator mechanism, seat and back angle are controlled using lever 4 *
- Swivel


SYNCHRO KNEE-TILTER



ADJUSTMENTS

- (1) Tilt tension
- (2) Pneumatic seat height
- (9) Multiple position tilt lock
- Back/lumbar height *
- Synchro tilt action
- Anti kick back
- Knee tilt action
- Swivel

SYNCHRO GLIDER



ADJUSTMENTS

- (1) Tilt tension, dial
- (2) Pneumatic seat height
- (3) Back angle *
- (8) Sliding seat depth adjustment (MD)
- (9) Multiple position tilt lock
- Back/lumbar height **
- Swivel

NOTES

- * Select models only.
- ** Ratchet back height adjustment on select models.
- Mechanisms shown are generic depictions and may differ from one chair to another.

ACT PERFORMANCE SYMBOLS

GLOBAL FABRIC SAMPLE CARDS DISPLAY THE FOLLOWING ACT FABRIC PERFORMANCE SYMBOLS:

THE ASSOCIATION FOR CONTRACT TEXTILES (ACT) HAS DEVELOPED THE FOLLOWING PERFORMANCE GUIDELINES TO MAKE FABRIC SPECIFICATION EASIER. THE FIVE SYMBOLS GIVE ARCHITECTS, DESIGNERS AND END USERS A VAST AMOUNT OF PERFORMANCE INFORMATION IN A SUCCINCT, VISUAL WAY. THIS CHART LISTS THE REQUIRED TESTS THAT CORRESPOND TO SPECIFIC END USES. AN EXPLANATION OF THE SYMBOL ALSO APPEARS.

FIRE RETARDANCY



Flammability testing determines a fabric's performance and resistance to burning.

APPLICATION

Upholstery
Panels and upholstered walls

PASSES

California bulletin 117, section E.
ASTM E 84-03 Class A or Class 1 (unadhered method).

COLOR FASTNESS TO WET & DRY CROCKING



Color fastness to wet & dry crocking refers to the rubbing off of color from the fabric onto clothing, hands or other materials and can occur under wet or dry conditions.

APPLICATION

Upholstery
Panels and upholstered walls

PASSES

AATCC 8-2001 Dry crocking. Class 4 minimum.
Wet crocking, Class 3 minimum.
AATCC 8-2001 E 84 (unadhered method).

COLOR FASTNESS TO LIGHT



Color fastness to light is the degree to which fabric will retain its color when exposed to light.

APPLICATION

Upholstery
Panels and upholstered walls

PASSES

AATCC option 2-2003 or AATCC - option 3-2003.
Class 4 minimum of 40 hours.
AATCC option 2-2003 or AATCC - option 3-2003.
Class 4 minimum of 40 hours.

PHYSICAL PROPERTIES



Three physical property tests include: 1 - Brush pill test to determine a fabric's pilling (the formation of fuzzy galls of fiber on the surface of a fabric). 2 - Breaking/tensile strength is the ability of a fabric to withstand tension without breaking or tearing. 3 - Seam slippage is the pulling apart of fabrics at the seams.

APPLICATION

Upholstery
Panels and upholstered walls

PASSES

Brush pill ASTM D3511-02, 3 minimum.
Breaking strength ASTM D5034-95 (2001) 50 lbs. minimum in warp & weft.
Seam slippage ASTM D4034 25 lbs. minimum in warp & weft.
Breaking strength ASTM D5034-95 (2001) (grab test).
35 lbs. minimum in warp & weft.

ABRASION



Abrasion is the ability of a fabric to withstand damage from wear and rubbing. There is a general contract specification as well as a heavy duty specification.























APPLICATION

General contract upholstery
Heavy duty upholstery

PASSES

ASTM D4157-02 (#10 cotton duck) 15,000 double rubs, Wyzenbeek method.
ASTM D4966-98 (12 KPA pressure) 20,000 double rubs, Martindale method.
ASTM D4157-02 (#10 cotton duck) 30,000 double rubs, Wyzenbeek method.
ASTM D4966-98 (12 KPA pressure) 40,000 double rubs, Martindale method.

work + task

 Aspen.....12	 Gala II.....25	 Solar.....41
 CA Avro.....13	 Global Accord.....27	 Sora.....42
 CA Format.....16	 Loover.....29	 Spritz.....44
 CA Ibex.....17	 Noetic.....33	 Supra.....45
 CA Loover.....18	 ObusForme Comfort.....35	 Tritek Ergo Select.....46
 CA M-Task.....19	 Prefer.....38	 Vion.....48
 Factor.....21	 Robust.....101	
 G1 Ergo Select.....23	 Roma.....39	

ASPEN



model 2850-3



model 2851-3



Lumbar Support
Back height can be adjusted to enable a user to reposition the contact zone of lumbar support.



model 2852-3


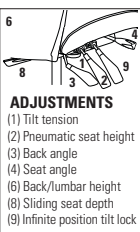

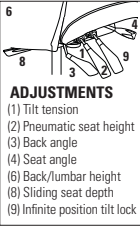

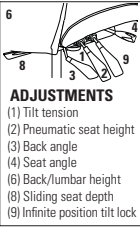
STANDARD FEATURES

- Aspen features a slender design and sensitive profile with a superior level of comfort.
- Extended back models are standard with a height adjustable headrest.
- All models offer 2.25" back/lumbar height adjustment via a concealed ratchet system.
- Standard with Global's high quality Soft Descent™ pneumatic lift which slowly and gently lowers the seat height of the chair making it easy to obtain the exact seat height you desire.
- All models are standard with height and width adjustable arms (AS) that feature a sliding armcap providing extra support for all users.
- Models feature braille on the underside of all paddles.
- Base and arm detail is standard in Black.
- All models are shipped partially KD.
- Multi-depth mechanism is standard on multi-tilter models. Allows seat to move forward and backward with five locking positions to provide a shallower or deeper seat.
- (C82) dual wheel carpet casters are standard.
- Upholstery options: fabric, vinyl or leather. Vinyl and leather models may feature stitch detail across the seat and/or back cushions, if applicable.
- This series features braille embossing on mechanism adjustment levers for visually impaired users.

OPTIONAL FEATURES

- Polished aluminum base (B7A) is available, please specify (ALU). Add \$131.
- Coordinating Chrome finished arms are available at no upcharge, please specify (AC).
- For hard surface flooring casters, please specify (C9R). Add \$21.
- For additional arm/caster options, please refer to the Arm and Caster section (page 105). *Optional casters may be priced higher than the standard casters for your chair and the difference will be charged. Lower priced optional casters will not be credited.*



DESCRIPTION	FEATURES	MODEL #	STANDARD TEXTILE GRADES													
			1	2	3	4	5	6	7	8	9	10	11	12		
 <p>Extended Back Multi-Tilter COM: 2.5 YD 2.29 M Unit weight: 60 LB 27.3 KG Carton weight: 66 LB 29.94 KG Carton volume: 15.5 FT³ 0.43 MT³</p>	 <p>ADJUSTMENTS (1) Tilt tension (2) Pneumatic seat height (3) Back angle (4) Seat angle (6) Back/lumbar height (8) Sliding seat depth (9) Infinite position tilt lock</p> <p>Ergonomic features: A, B, C, D, E, F, G, H, M, N, Q, S, U</p>	2850-3	1358	1438	1506	1583	1711	1828	1946	2048	2176	2296	2458	2688		
		OVERALL DIMENSIONS			SEAT DIMENSIONS			BACK DIMENSIONS								
		W D H			W D H			W H								
		IN 25 24 46.75			19.5 18.5-21.5 16.5-20.5			18.5 26.5-29								
		MM 635 610 1187			495 470-546 419-521			470 673-737								
		RTA 2	1 per carton													
 <p>High Back Multi-Tilter COM: 2.25 YD 2.06 M Unit weight: 58 LB 26.4 KG Carton weight: 64 LB 29.03 KG Carton volume: 15.5 FT³ 0.43 MT³</p>	 <p>ADJUSTMENTS (1) Tilt tension (2) Pneumatic seat height (3) Back angle (4) Seat angle (6) Back/lumbar height (8) Sliding seat depth (9) Infinite position tilt lock</p> <p>Ergonomic features: A, B, C, D, E, F, G, H, M, N, Q, S, U</p>	2851-3	1224	1296	1357	1427	1541	1647	1753	1845	1960	2068	2214	2421		
		OVERALL DIMENSIONS			SEAT DIMENSIONS			BACK DIMENSIONS								
		W D H			W D H			W H								
		IN 25 24 41			19.5 18.5-21.5 16.5-20.5			18.5 22.5-25								
		MM 635 610 1041			495 470-546 419-521			470 572-635								
		RTA 2	1 per carton													
 <p>Medium Back Multi-Tilter COM: 2 YD 1.83 M Unit weight: 56 LB 25.5 KG Carton weight: 62 LB 28.12 KG Carton volume: 13 FT³ 0.36 MT³</p>	 <p>ADJUSTMENTS (1) Tilt tension (2) Pneumatic seat height (3) Back angle (4) Seat angle (6) Back/lumbar height (8) Sliding seat depth (9) Infinite position tilt lock</p> <p>Ergonomic features: A, B, C, D, E, F, G, H, M, N, Q, S, U</p>	2852-3	1182	1246	1300	1362	1464	1558	1652	1734	1836	1932	2062	2246		
		OVERALL DIMENSIONS			SEAT DIMENSIONS			BACK DIMENSIONS								
		W D H			W D H			W H								
		IN 25 24 37			19.5 18.5-21.5 16.5-20.5			18.5 18.5-21								
		MM 635 610 940			495 470-546 419-521			470 470-533								
		RTA 2	1 per carton													

CA AVRO



model CAMVL3101



model CAMVL3123

STANDARD FEATURES











- Avro features improved ergonomics, custom support and a streamlined profile – the perfect balance between functionality and style.
- Ergonomic seating, Canadian made.
- Available with five different mechanism options: synchro-tilter, multi-tilter, tilter, task and weight sensing synchro-tilter. Stools available with task mechanism only.
- Standard with height adjustable arms with durable self-skinned urethane (SSU) armcaps.
- Dual wheel carpet casters (C1) are standard on all models.
- Mesh back and mesh seat models can only be upholstered in Black mesh (MS69).
- Mesh back and upholstered seat models: Mesh back is available in Black (MS69), Natural (MS74) and Stone (MS71).
- Ultracell high density seat foam for long lasting comfort and durability.
- Weight capacity for this series is 300 lbs.
- This series features braille embossing on mechanism adjustment levers on models ending in “3” and “8” for visually impaired users.

OPTIONAL FEATURES

- For hard surface flooring casters, please specify (C9R). Add \$21/set.
- For optional Polished Aluminum base, please specify (ALU). Add \$131.
- For height adjustable arms with pivoting armcaps, please specify (G5). Add \$71.
- To add width adjustment to any G series arms only, please specify (WA). Add \$84.
- For fully assembled chair in carton, please specify (SU). Add \$23.

CHAIR ADJUSTMENTS

- **Synchro-tilter chairs**
 - Synchro tilt with multi position tilt lock.
 - Tilt tension adjustment.
 - Height and depth adjustable lumbar support.
 - Pneumatic seat height adjustment.
- **Multi-tilter chairs**
 - Infinite position tilt lock.
 - Tilt tension adjustment.
 - Independent back and seat angle adjustment.
 - Side activated sliding seat depth adjustment.
 - Height and depth adjustable lumbar support.
 - Pneumatic seat height adjustment.
- **Tilter chairs**
 - Center tilt with upright position tilt lock.
 - Tilt tension adjustment.
 - Height and depth adjustable lumbar support.
 - Pneumatic seat height adjustment.
- **Task stools**
 - Manual bolt seat depth adjustment.
 - Height and depth adjustable lumbar support.
 - Pneumatic seat height adjustment.
- **Weight sensing synchro-tilter chairs**
 - Synchro tilt with multi position tilt lock.
 - Automatic tilt tension adjustment.
 - Side activated sliding seat depth adjustment.
 - Height and depth adjustable lumbar support.
 - Pneumatic seat height adjustment.

DESCRIPTION	FEATURES	MODEL #	STANDARD TEXTILE GRADES													
			1	2	3	4	5	6	7	8	9	10	11	12		
 <p>Synchro-Tilter, Mesh Back and Uph Seat COM: 1 YD 0.91 M Unit weight: 42 LB 19.1 KG Carton weight: 51 LB 23.13 KG Carton volume: 10.5 FT³ 0.29 MT³</p>	Ergonomic features: A, B, C, D, H, L, M, N, V	CAMVL3101F	922	957	987	1021	1077	1129	1181	1226	1282	1335	1406	1507		
		Fabric														
		OVERALL DIMENSIONS			SEAT DIMENSIONS			BACK DIMENSIONS								
		W	D	H	W	D	H	W	H							
IN 26	27	38.5	20	18.5	16.5-21.5	19.5	20									
MM 660	686	978	508	470	419-546	495	508									
					1 per carton											
 <p>Multi-Tilter, Mesh Back and Uph Seat COM: 1 YD 0.91 M Unit weight: 47 LB 21.4 KG Carton weight: 56 LB 25.4 KG Carton volume: 10.5 FT³ 0.29 MT³</p>	Ergonomic features: A, B, C, D, E, F, G, H, M, N, S, V	CAMVL3103F (BKP)	1020	1055	1085	1119	1175	1227	1279	1324	1380	1433	1504	1605		
		Fabric														
		OVERALL DIMENSIONS			SEAT DIMENSIONS			BACK DIMENSIONS								
		W	D	H	W	D	H	W	H							
IN 26	27	39.5	20	16-18	17.5-22.5	19.5	20									
MM 660	686	1003	508	406-460	445-572	495	508									
					1 per carton											

DESCRIPTION	FEATURES	MODEL #	STANDARD TEXTILE GRADES											
			1	2	3	4	5	6	7	8	9	10	11	12



Tilter, Mesh Back and Uph Seat

COM: 1 YD | 0.91 M

Unit weight: 36 LB | 16.4 KG

Carton weight: 45 LB | 20.41 KG

Carton volume: 10.5 FT³ | 0.29 MT³

Ergonomic features:
A, B, C, D, H, M, N, S, V

CAMVL3104F	888	923	953	987	1043	1095	1147	1192	1248	1301	1372	1473
Fabric												

OVERALL DIMENSIONS			SEAT DIMENSIONS			BACK DIMENSIONS	
W	D	H	W	D	H	W	H

IN	26	27	38	20	18.5	16-21	19.5	20
MM	660	686	965	508	470	406-533	495	508

RTA 2 1 per carton



Weight Sensing Synchro-Tilter, Mesh Back and Uph Seat

COM: 1 YD | 0.91 M

Unit weight: 42 LB | 19.1 KG

Carton weight: 51 LB | 23.13 KG

Carton volume: 10.5 FT³ | 0.29 MT³

Ergonomic features:
A, B, C, D, E, H, L, M, N, V

CAMVL3108 (BKP)	1103	1138	1168	1202	1258	1310	1362	1407	1463	1516	1587	1688
------------------------	------	------	------	------	------	------	------	------	------	------	------	------

OVERALL DIMENSIONS			SEAT DIMENSIONS			BACK DIMENSIONS	
W	D	H	W	D	H	W	H

IN	26	27	39	20	16-18	16.5-21.5	19.5	20
MM	660	686	991	508	406-460	419-546	495	508

RTA 2 1 per carton



Height Adjustable Chair w/Arms, Mesh Back and Uph Seat

COM: 1 YD | 0.91 M

Unit weight: 36 LB | 16.4 KG

Carton weight: 45 LB | 20.41 KG

Carton volume: 10.5 FT³ | 0.29 MT³

Ergonomic features:
C, D, H, M, N, V

CAMVL3109	1038	1073	1103	1137	1193	1245	1297	1342	1398	1451	1522	1623
------------------	------	------	------	------	------	------	------	------	------	------	------	------

OVERALL DIMENSIONS			SEAT DIMENSIONS			BACK DIMENSIONS	
W	D	H	W	D	H	W	H

IN	26	27	48	20	18.5	23-33	19.5	20
MM	660	686	1219	508	470	584-838	495	508

RTA 2 1 per carton



Synchro-Tilter, Mesh Back and Seat

COM: N/A

Unit weight: 43 LB | 19.5 KG

Carton weight: 52 LB | 23.59 KG

Carton volume: 10.5 FT³ | 0.29 MT³

Ergonomic features:
A, B, C, D, E, H, L, M, V

List price

CAMVL3121	1008
Black mesh	

OVERALL DIMENSIONS			SEAT DIMENSIONS			BACK DIMENSIONS	
W	D	H	W	D	H	W	H

IN	26	27	38.5	20	18.5	16.5-21.5	19.5	20
MM	660	686	978	508	470	419-546	495	508

RTA 2 1 per carton



Multi-Tilter, Mesh Back and Seat

COM: N/A

Unit weight: 48 LB | 21.8 KG

Carton weight: 57 LB | 25.85 KG

Carton volume: 10.5 FT³ | 0.29 MT³

Ergonomic features:
A, B, C, D, E, F, G, H, M, S, V

List price

CAMVL3123	1080
Black mesh	

OVERALL DIMENSIONS			SEAT DIMENSIONS			BACK DIMENSIONS	
W	D	H	W	D	H	W	H

IN	26	27	39.5	20	17.5-20.5	17.5-22.5	19.5	20
MM	660	686	1003	508	445-521	445-572	495	508

RTA 2 1 per carton

DESCRIPTION FEATURES MODEL # STANDARD TEXTILE GRADES



Tilter, Mesh Back and Seat

COM: N/A
 Unit weight: 37 LB | 16.8 KG
 Carton weight: 46 LB | 20.87 KG
 Carton volume: 10.5 FT³ | 0.29 MT³

Ergonomic features:
 A, B, C, D, H, M, S, V

List price								
CAMVL3124		978						
Black mesh								
OVERALL DIMENSIONS			SEAT DIMENSIONS			BACK DIMENSIONS		
W	D	H	W	D	H	W	H	
IN 26	27	38	20	18.5	16-21	19.5	20	
MM 660	686	965	508	470	406-533	495	508	
RTA 2		courier		1 per carton		ENGINEERED TESTER ASSEMBLED CANC' TESTE MONTÉ		GREENGUARD



Weight Sensing Synchro-Tilter, Mesh Back and Seat

COM: N/A
 Unit weight: 43 LB | 19.5 KG
 Carton weight: 52 LB | 23.59 KG
 Carton volume: 10.5 FT³ | 0.29 MT³

Ergonomic features:
 A, B, C, D, E, H, L, M, V

List price								
CAMVL3128		1165						
Black mesh								
OVERALL DIMENSIONS			SEAT DIMENSIONS			BACK DIMENSIONS		
W	D	H	W	D	H	W	H	
IN 26	27	39	20	17.5-20.5	16.5-21.5	19.5	20	
MM 660	686	991	508	445-521	419-546	495	508	
RTA 2		courier		1 per carton		ENGINEERED TESTER ASSEMBLED CANC' TESTE MONTÉ		GREENGUARD



Height Adjustable Chair w/Arms, Mesh Back and Seat

COM: N/A
 Unit weight: 37 LB | 16.8 KG
 Carton weight: 46 LB | 20.87 KG
 Carton volume: 10.5 FT³ | 0.29 MT³

Ergonomic features:
 C, D, H, M, V

List price								
CAMVL3129		1128						
Black mesh								
OVERALL DIMENSIONS			SEAT DIMENSIONS			BACK DIMENSIONS		
W	D	H	W	D	H	W	H	
IN 26	27	48	20	18.5	23-33	19.5	20	
MM 660	686	1219	508	470	584-838	495	508	
RTA 2		courier		1 per carton		ENGINEERED TESTER ASSEMBLED CANC' TESTE MONTÉ		GREENGUARD

CA FORMAT



model CAMVL3191



model CAMVL3192

STANDARD FEATURES




- Synchro-tilter chairs with mesh back and upholstered seat. Canadian made.
- Standard with height and width adjustable arms with soft self-skinned urethane (SSU) armcaps that slide forward and backward.
- Dual wheel carpet casters (C1) are standard.
- Air flow mesh back is available in Black only.
- Ultracell high density seat foam for long lasting comfort and durability.
- CAMVL3192 features an adjustable headrest which tilts and moves up and down to fit comfortably into the curve of the neck.
- Compliant with the emissions guidelines set by the GREENGUARD Environmental Institute

CHAIR ADJUSTMENTS

- Synchro tilt with upright position tilt lock.
- Tilt tension adjustment.
- Ratchet back height and headrest adjustment.
- Pneumatic seat height adjustment.

OPTIONAL FEATURES

- For hard surface flooring casters, please specify (C9R). Add \$21/set.
- For fixed height arms, please specify (1V). No upcharge.
- For height adjustable arms with pivoting armcaps, please specify (G5). No upcharge.
- For optional Polished Aluminum base, please specify (ALU). Add \$131.
- For fully assembled chair in carton, please specify (SU). Add \$23.

DESCRIPTION	FEATURES	MODEL #	STANDARD TEXTILE GRADES														
			1	2	3	4	5	6	7	8	9	10	11	12			
 <p>High Back Synchro-Tilter, Mesh Back and Uph Seat COM: 1 YD 0.91 M Unit weight: 43 LB 19.5 KG Carton weight: 54 LB 24.49 KG Carton volume: 10.5 FT³ 0.29 MT³</p>	Ergonomic features: A, B, C, D, H, L, M, N, Q	CAMVL3191	783	818	848	882	938	990	1042	1087	1143	1196	1267	1368			
			OVERALL DIMENSIONS			SEAT DIMENSIONS			BACK DIMENSIONS								
			W	D	H	W	D	H	W	H							
			IN 24.5	23	43	19.5	17.5	16-21	17.5	23-25.5							
			MM 622	584	1092	495	445	406-533	445	584-648							
			RTA 2	courier	1 per carton	CANADA	GREENGUARD										
 <p>High Back Synchro-Tilter w/Headrest, Mesh Back and Uph Seat COM: 1 YD 0.91 M Unit weight: 45 LB 20.5 KG Carton weight: 56 LB 25.4 KG Carton volume: 11 FT³ 0.31 MT³</p>	Ergonomic features: A, B, C, D, H, L, M, N, Q	CAMVL3192F	842	877	907	941	997	1049	1101	1146	1202	1255	1326	1427			
			OVERALL DIMENSIONS			SEAT DIMENSIONS			BACK DIMENSIONS								
			W	D	H	W	D	H	W	H							
			IN 24.5	23	50.5	19.5	17.5	16-21	17.5	30-32.5							
			MM 622	584	1283	495	445	406-533	445	762-826							
			RTA 2	courier	1 per carton	CANADA	GREENGUARD										
 <p>Headrest for Format Chairs COM: N/A Unit weight: 1 LB 0.5 KG Carton weight: 2 LB 0.91 KG Carton volume: 0.5 FT³ 0.01 MT³</p>	Easily attaches to MVL3191. Available in Black mesh only.	MVL3196	List price														
			79														
			OVERALL DIMENSIONS			SEAT DIMENSIONS			BACK DIMENSIONS								
			W	D	H	W	D	H	W	H							
			IN 11.25	4.5	9	-	-	-	-	-							
MM 286	114	229	-	-	-	-	-										
			RTA 00	courier	1 per carton	CANADA	GREENGUARD										

CA IBEX



model CAMVL2801



model CAMVL2814

STANDARD FEATURES



- Ergonomic mesh seating designed to promote good posture and provide maximum comfort. Designed by Zooey Chu, Canadian made.
- Standard with height adjustable T-arms with self-skinned urethane (SSU) armcaps.
- Dual wheel carpet casters (**C1**) are standard.
- Ultracell high density seat foam for long lasting comfort and durability.
- Compliant with the emissions guidelines set by the GREENGUARD Environmental Institute.
- Weight capacity for this series is 300 lbs.

CHAIR ADJUSTMENTS

- **Synchro-tilter chairs**
 - Synchro tilt with multi-position tilt lock.
 - Tilt tension adjustment.
 - Adjustable lumbar support.
 - Pneumatic seat height adjustment.
- **Tilter chairs**
 - Center tilt with upright position tilt lock.
 - Tilt tension adjustment.
 - Seat depth adjustment.
 - Adjustable lumbar support.
 - Pneumatic seat height adjustment.

OPTIONAL FEATURES

- For hard surface flooring casters, please specify (**C9R**). Add \$21/set.
- For optional sliding seat depth adjustment on multi-tilter chairs, please specify (**MD**). Add \$32.
- For fixed height arms, please specify (**1V**). No upcharge.
- For height adjustable arms with pivoting armcaps, please specify (**G5**). Add \$72.
- To add width adjustment to any G series arms only, please specify (**WA**). Add \$84.
- For fully assembled chair in carton, please specify (**SU**). Add \$23.

DESCRIPTION	FEATURES	MODEL #	STANDARD TEXTILE GRADES											
			1	2	3	4	5	6	7	8	9	10	11	12
 <p>Synchro-Tilter, Mesh Back and Uph Seat COM: 1 YD 0.91 M Unit weight: 42 LB 19.1 KG Carton weight: 51 LB 23.13 KG Carton volume: 10.5 FT³ 0.29 MT³</p>	Ergonomic features: A, B, C, D, H, L, M, N	CAMVL2801	824	859	889	923	979	1031	1083	1128	1184	1237	1308	1409
		OVERALL DIMENSIONS W D H			SEAT DIMENSIONS W D H			BACK DIMENSIONS W H						
		IN 26	26.5	39.5	20	18.5	16.5-21.5	19.5	20.5					
MM 660	673	1003	508	470	419-546	495	521	RTA 2 courier 1 per carton CANADA GREENGUARD						
 <p>Tilter, Mesh Back and Uph Seat COM: 1 YD 0.91 M Unit weight: 40 LB 18.2 KG Carton weight: 49 LB 22.23 KG Carton volume: 10.5 FT³ 0.29 MT³</p>	Ergonomic features: A, B, C, D, E, H, M, N, S	CAMVL2804	790	825	855	889	945	997	1049	1094	1150	1203	1274	1375
		OVERALL DIMENSIONS W D H			SEAT DIMENSIONS W D H			BACK DIMENSIONS W H						
		IN 26	26.5	38.5	20	18.5	16.5-21.5	19.5	20.5	RTA 2 courier 1 per carton CANADA GREENGUARD				
MM 660	673	978	508	470	419-546	495	521							

CA LOOVER



model CAMVL1896

STANDARD FEATURES



- Canadian made.
- Upholstered seat and knit mesh back with a pinstripe design.
- Standard with height and width adjustable T-arms with sliding, rotating and lockable armcaps.
- Mesh backs are available in 24 brilliant Vue colors: Arctic Blue (VU14), Chartreuse (VU23), Chocolate Fountain (VU13), Coal Black (VU19), Desert Sand (VU11), Grain (VU40), Hot Pink (VU65), Ivy Moss (VU17), Lime (VU21), Orange Sunset (VU12), Paprika (VU37), Pool Blue (VU26), Primary Blue (VU32), Quarry Grey (VU15), Red Mittens (VU70), Red Rose (VU18), Sandy Beach (VU10), Silver (VU63), Silver Grey (VU55), Sky (VU28), Tangerine (VU34), Tidal Wave (VU16), White (VU20) and Yellow (VU43). Please specify.
- Five prong, injection molded, fiberglass reinforced, nylon medium rise base (B7B) with dual wheel carpet casters (C1).
- Compliant with the emissions guidelines set by the GREENGUARD Environmental Institute.
- Weight capacity for this series is 300 lbs.
- This series features braille embossing on mechanism adjustment levers for visually impaired users.

CHAIR ADJUSTMENTS

- **Multi-tilter chair - CAMVL1895**
 - Infinite position tilt lock.
 - Tilt tension adjustment.
 - Infinite position back and seat angle adjustments, including forward tilt.
 - Ratchet back height adjustment.
 - Seat depth adjustment.
 - Pneumatic seat height adjustment.
- **Synchro-tilter chair - CAMVL1896**
 - Synchro tilt with upright position tilt lock.
 - Tilt tension adjustment.
 - Pneumatic seat height adjustment.

OPTIONAL FEATURES

- For hard surface flooring casters, please specify (C9R). Add \$21/set.
- Optional polished aluminum base (B7A), please specify (ALU). Add \$131.
- For fully assembled chair in carton, please specify (SU). Add \$23.

DESCRIPTION	FEATURES	MODEL #	STANDARD TEXTILE GRADES													
			1	2	3	4	5	6	7	8	9	10	11	12		
 <p>Multi-Tilter, Mesh Back and Uph Seat Unit weight: 56 LB 25.5 KG Carton weight: 68 LB 30.84 KG Carton volume: 10.5 FT³ 0.29 MT³</p>	Ergonomic features: A, B, C, D, E, F, G, H, M, N, Q, R, S	CAMVL1895 (UP)	940	972	999	1030	1081	1128	1175	1216	1267	1315	1380	1472		
		OVERALL DIMENSIONS			SEAT DIMENSIONS			BACK DIMENSIONS								
		W	D	H	W	D	H	W	H							
		IN 27 MM 686	22.5 572	42 1067	20.5 521	16-19 406-483	18-22 457-559	19.5 495	21-23.5 533-597							
			RTA 2	courier	1 per carton	CANADA	GREENGUARD									
 <p>Synchro-Tilter, Mesh Back and Uph Seat Unit weight: 40 LB 18.2 KG Carton weight: 52 LB 23.59 KG Carton volume: 10.5 FT³ 0.29 MT³</p>	Ergonomic features: A, B, C, H, L, M, N, Q, R	CAMVL1896 (UC)	815	847	874	905	956	1003	1050	1091	1142	1190	1255	1347		
		OVERALL DIMENSIONS			SEAT DIMENSIONS			BACK DIMENSIONS								
		W	D	H	W	D	H	W	H							
		IN 27 MM 686	22.5 572	41.5 1054	20.5 521	17 432	17-21 432-533	19.5 495	22 559							
			RTA 2	courier	1 per carton	CANADA	GREENGUARD									

CA M-TASK



model CAMVL2911



model CAMVL2914

STANDARD FEATURES
















- Full function ergonomic seating. Canadian made.
- Slim profile with highly contoured back and waterfall seat front.
- Available with two different mechanism options: synchro-tilter and multi-tilter.
- Standard with height and width adjustable T-arms with durable self-skinned urethane (SSU) armcaps.
- Dual wheel carpet casters (C1) are standard.
- CAMVL2912 and CAMVL2914 feature a height and angle adjustable headrest.
- Compliant with the emissions guidelines set by the GREENGUARD Environmental Institute.
- Weight capacity for this series is 300 lbs.
- This series features braille embossing on mechanism adjustment levers on models CAMVL2913F and CAMVL2914F for visually impaired users.






CHAIR ADJUSTMENTS

- **Synchro-tilter chairs**
 - Synchro tilt with multi-position tilt lock.
 - Tilt tension adjustment.
 - Ratchet back height adjustment.
 - Pneumatic seat height adjustment.
- **Multi-tilter chairs**
 - Center tilt with infinite position tilt lock.
 - Tilt tension adjustment.
 - Independent back and seat angle adjustment.
 - Forward seat angle adjustment.
 - Ratchet back height adjustment.
 - Sliding seat depth adjustment.
 - Pneumatic seat height adjustment.

OPTIONAL FEATURES

- For hard surface flooring casters, please specify (**C9R**). Add \$21/set.
- For fixed height arms, please specify (**1V**). No upcharge.
- For height adjustable arms with pivoting armcaps, please specify (**G5**). Add \$44.
- For optional Polished Aluminum base, please specify (**ALU**). Add \$131.
- For fully assembled chair in carton, please specify (**SU**). Add \$23.

DESCRIPTION	FEATURES	MODEL #	STANDARD TEXTILE GRADES													
			1	2	3	4	5	6	7	8	9	10	11	12		
 <p>High Back Synchro-Tilter COM: 1.75 YD 1.6 M Unit weight: 44 LB 20 KG Carton weight: 56 LB 25.4 KG Carton volume: 10.5 FT³ 0.29 MT³</p>	<p>Ergonomic features: A, B, C, D, H, L, M, N, Q</p>	<p>CAMVL2911</p>	882	944	996	1055	1153	1244	1334	1413	1511	1604	1729	1906		
			OVERALL DIMENSIONS			SEAT DIMENSIONS			BACK DIMENSIONS							
			W	D	H	W	D	H	W	H						
			IN 25 MM 635	23 584	40.5 1029	20.5 521	17.5 445	16.5-21.5 419-546	19 483	22 559						
					1 per carton											
 <p>Executive Back Synchro-Tilter w/Adj. Headrest COM: 2 YD 1.83 M Unit weight: 49 LB 22.3 KG Carton weight: 62 LB 28.12 KG Carton volume: 11 FT³ 0.31 MT³</p>	<p>Ergonomic features: A, B, C, D, H, L, M, N, Q</p>	<p>CAMVL2912</p>	997	1067	1127	1195	1307	1411	1514	1604	1716	1822	1965	2167		
			OVERALL DIMENSIONS			SEAT DIMENSIONS			BACK DIMENSIONS							
			W	D	H	W	D	H	W	H						
			IN 25 MM 635	23 584	48 1219	20.5 521	17.5 445	16.5-21.5 419-546	19 483	29 737						
					1 per carton											
 <p>High Back Multi-Tilter COM: 1.75 YD 1.6 M Unit weight: 50 LB 22.7 KG Carton weight: 62 LB 28.12 KG Carton volume: 10.5 FT³ 0.29 MT³</p>	<p>Ergonomic features: A, B, C, D, E, F, G, H, M, N, Q, S</p>	<p>CAMVL2913F (BKP)</p>	941	1003	1055	1114	1212	1303	1393	1472	1570	1663	1788	1965		
			OVERALL DIMENSIONS			SEAT DIMENSIONS			BACK DIMENSIONS							
			W	D	H	W	D	H	W	H						
			IN 25 MM 635	24 610	41 1041	20.5 521	16-18 406-457	17-22 432-559	19 483	22 559						
					1 per carton											

DESCRIPTION	FEATURES	MODEL #	STANDARD TEXTILE GRADES											
			1	2	3	4	5	6	7	8	9	10	11	12
 <p>Executive Back Multi-Tilter w/Adj. Headrest COM: 2 YD 1.83 M Unit weight: 51 LB 23.2 KG Carton weight: 63 LB 28.58 KG Carton volume: 11 FT³ 0.31 MT³</p>	Ergonomic features: A, B, C, D, E, F, G, H, M, N, Q, S	CAMVL2914F (BKP)	1079	1149	1209	1277	1389	1493	1596	1686	1798	1904	2047	2249
			OVERALL DIMENSIONS W D H			SEAT DIMENSIONS W D H			BACK DIMENSIONS W H					
IN 25 24 48 20.5 16-18 17-22 19 29 MM 635 610 1219 521 406-457 432-559 483 737			  1 per carton			 								

FACTOR

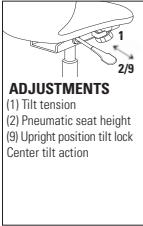


model 5540

Seat height from floor	Standard cylinder (4G)	High cylinder (5G)
Tilter mechanism (-4)	17" - 21"	18" - 23"
Weight sensing synchro-tilter mechanism (-8)	17.25" - 21.25"	18.25" - 22.25"

MECHANISM OPTIONS:

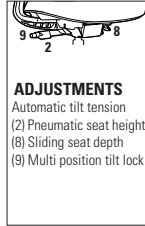
Tilter mechanism (-4)



ADJUSTMENTS
 (1) Tilt tension
 (2) Pneumatic seat height
 (8) Upright position tilt lock
 Center tilt action

Ergonomic features:
 A, B, C, D, H, M, N, Q, S, U

Weight sensing synchro-tilter mechanism (-8)



ADJUSTMENTS
 Automatic tilt tension
 (2) Pneumatic seat height
 (8) Sliding seat depth
 (9) Multi position tilt lock

Ergonomic features:
 A, B, C, D, E, H, L, M, N, Q, U

STANDARD FEATURES

- Factor, a value seating series with a full spectrum of mesh colors. Effective July 2023, seat was improved with a softer sit, a better ride to suit a wider range of users and a redesigned lumbar pad for optimal support.
- Adjustable lumbar support is standard on all models. Height adjustable and split down the middle to flex independently side-to-side.
- Side activated sliding seat depth adjustment is standard on weight sensing synchro-tilter control mechanism. Seat depth: 16.5" - 19.5" (419-495mm).
- Standard with fixed, forward swept arms (U1).
- Standard with Global's high quality Soft Descent™ pneumatic lift which slowly and gently lowers the seat height of the chair making it easy to obtain the exact seat height you desire.
- Five prong, injection molded, fiberglass reinforced nylon Black base with (C82) dual wheel carpet casters. Base will match frame color selection; casters coordinate with base color.
- Upholstery options: fabric, vinyl or leather. Vinyl and leather models may feature stitch detail across the seat and/or back cushions, if applicable.
- This series features braille embossing on adjustment levers of mechanism (-8) for visually impaired users.

OPTIONAL FEATURES


- Optional height adjustable arms (U2) and height adjustable arms with sliding armcaps (U3) are available. Self-skinned urethane (SSU) armcaps will match the selected frame color (Black or Shadow); Cloud frame comes with coordinating Fog armcaps.
- For additional arms/caster options, please refer to the Arm and Caster section (page 105). *Optional casters may be priced higher than the standard casters for your chair and the difference will be charged. Lower priced optional casters will not be credited.*
- For fully assembled chair in carton, please specify (SU). Add \$23.



Please add option codes in the following order:

- Model number**
5540 High back with arms.
5541 Medium back with arms.
5546 Medium task stool with arms (task mechanism only)
- Mesh back** (colors shown on website)
(P1) Snow **(P8)** Mocha
(P2) Sand **(P9)** Eggplant
(P3) Pewter **(Q1)** Buzz Blue
(P4) Silver Grey **(Q2)** Poppy
(P5) Charcoal **(Q3)** Pumpkin
(P6) Black **(Q4)** Lime
- Textile**
 Specify textile code for seat.
- Frame color**
(BK) Black. No upcharge.
(IC) Cloud. Add \$62.
(SH) Shadow. Add \$62.
- Arms**
(U1) Fixed height arms (9"). No upcharge.
(U2) Height adjustable arms (7.75"-11.75"). Add \$56.
(U3) Height adjustable arms w/sliding armcaps (7.75"-11.75"). Add \$70.
- Base**
(B7) Nylon base (color matches frame). No upcharge.
(A7) Polished aluminum B7A base. Add \$131.
- Mechanism**
(4) Tilter mechanism. Add \$42.
(8) Weight sensing synchro-tilter mechanism. Add \$59.
- Casters**
(82) C82 dual wheel carpet casters. No upcharge.
(8R) C82R dual wheel hard floor casters. Add \$21.
- Cylinder**
(4G) Standard (4"). No upcharge.
(5G) High (5"). No upcharge.

EXAMPLE FACTOR ORDER CODE:

5541	-P5	-FU75	-8	-SH	-U3	-B7	-8R	-4G
Model #	Mesh back	Textile	Mechanism	Frame color	Arms	Base	Casters	Cylinder

DESCRIPTION	FEATURES	MODEL #	STANDARD TEXTILE GRADES											
			1	2	3	4	5	6	7	8	9	10	11	12
 High Back COM: 0.75 YD 0.69 M Unit weight: 35 LB 15.9 KG Carton weight: 47 LB 21.32 KG Carton volume: 10.5 FT³ 0.29 MT³	See series notes for mechanism options.	5540	695	719	739	763	801	836	871	902	940	976	1025	1094
		With arms												
			OVERALL DIMENSIONS			SEAT DIMENSIONS			BACK DIMENSIONS					
			W	D	H	W	D	H	W	H				
			IN 26.5	24	41.5	20	17.5	16-20	18.5	23				
			MM 673	610	1054	508	445	406-508	470	584				
			RTA 2		1 per carton									

DESCRIPTION	FEATURES	MODEL #	STANDARD TEXTILE GRADES														
			1	2	3	4	5	6	7	8	9	10	11	12			
 <p>Medium Back COM: 0.75 YD 0.69 M Unit weight: 34 LB 15.5 KG Carton weight: 46 LB 20.87 KG Carton volume: 10.5 FT³ 0.29 MT³</p>	See series notes for mechanism options.	5541 With arms	684	708	728	752	790	825	860	891	929	965	1014	1083			
			OVERALL DIMENSIONS			SEAT DIMENSIONS			BACK DIMENSIONS								
			W	D	H	W	D	H	W	H							
			IN 26.5	24	39	20	17.5	16-20	18.5	20							
			MM 673	610	991	508	445	406-508	470	508							
		RTA 2	1 per carton														
 <p>Medium Back Stool COM: 0.75 YD 0.69 M Unit weight: 40 LB 18.2 KG Carton weight: 52 LB 23.59 KG Carton volume: 10.5 FT³ 0.29 MT³</p>	See series notes for mechanism options.	5546 With arms	872	896	916	940	978	1013	1048	1079	1117	1153	1202	1271			
			OVERALL DIMENSIONS			SEAT DIMENSIONS			BACK DIMENSIONS								
			W	D	H	W	D	H	W	H							
			IN 26.5	23.5	49	20	17.5	23.75-33.75	18.5	20.5							
			MM 673	597	1245	508	445	603-857	470	521							
		RTA 2	1 per carton														

G1 ERGO SELECT



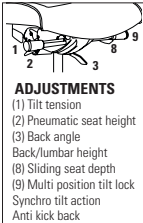
model 7331-8 G5



model 7333-8 G5

MECHANISM OPTIONS:

Synchro-tilter mechanism (-0)



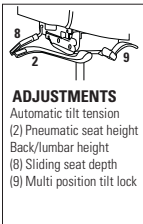
ADJUSTMENTS

- (1) Tilt tension
- (2) Pneumatic seat height
- (3) Back angle
- Back/lumbar height
- (8) Sliding seat depth
- (9) Multi position tilt lock
- Synchro tilt action
- Anti kick back

Ergonomic features:

A, B, C, D, E, G, H, L, M, N, Q, R, U

Weight sensing synchro-tilter mechanism (-8)



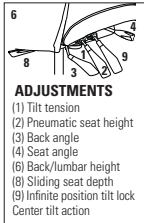
ADJUSTMENTS

- Automatic tilt tension
- (2) Pneumatic seat height
- Back/lumbar height
- (8) Sliding seat depth
- (9) Multi position tilt lock

Ergonomic features:

A, B, C, D, E, H, L, M, N, Q, R, U

Multi-tilter mechanism (-3)



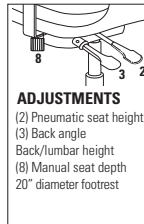
ADJUSTMENTS

- (1) Tilt tension
- (2) Pneumatic seat height
- (3) Back angle
- (4) Seat angle
- (6) Back/lumbar height
- (8) Sliding seat depth
- (9) Infinite position tilt lock
- Center tilt action

Ergonomic features:

A, B, C, D, E, F, G, H, M, N, Q, R, S, U

Posture task mechanism (-7)



ADJUSTMENTS

- (2) Pneumatic seat height
- (3) Back angle
- Back/lumbar height
- (8) Manual seat depth
- 20" diameter footrest

Ergonomic features:

C, D, G, H, M, N, Q, R, U, V

STANDARD FEATURES

- G1 Ergo Select was designed to provide exceptional support and comfort throughout the work day.
- Available in three back heights and three seat sizes, varying in depth and width, to fit a person's body type and movements while at work.
- Adjustable lumbar support is standard on all models.
- Stitch detail on edges of seat and back is discrete, using matched thread as standard.
- Choice of three mechanisms; synchro-tilter, multi-tilter and weight sensing synchro-tilter. Stool model available with posture task mechanism only.
- Standard with Global's high quality Soft Descent™ pneumatic lift which slowly and gently lowers the seat height of the chair making it easy to obtain the exact seat height you desire.
- Standard with height and width adjustable (G5) arms with sliding armcaps. Armcaps also articulate inwards and outwards to aim toward the keyboard or mouse area.
- G1 Ergo Select is fully compliant with latest BIFMA G1, GSA and CGSB specifications.
- Five prong, injection molded, fiberglass reinforced nylon Black base with (C82) dual wheel carpet casters.
- Upholstery options: fabric, vinyl or leather. Vinyl and leather models may feature stitch detail across the seat and/or back cushions, if applicable.
- This series features braille embossing on adjustment levers of mechanisms -0, -3, and -8 for visually impaired users.

OPTIONAL FEATURES

- Upholstery is available with exaggerated top stitch detail (heavier thread). 14 coordinating or contrasting colors may be selected. Please specify.
- Optional Ergo Select arms are height (4") and width adjustable with sliding armcaps. Armcaps also articulate inwards (25°) and outwards (25°) to aim toward the keyboard or mouse area.
- For additional arms/caster options, please refer to the Arm and Caster section (page 105). *Optional casters may be priced higher than the standard casters for your chair and the difference will be charged. Lower priced optional casters will not be credited.*
- For fully assembled chair in carton, please specify (SU). Add \$23.





Please add option codes in the following order:

- **Model number**
 - 7331 Medium back with arms.
 - 7332 High back with arms.
 - 7333 Extended high back with arms.
 - 7336 Medium task stool with arms (posture task mechanism only).
 - 7336NA Medium task stool, no arms (posture task mechanism only).
- **Textile**
 - Specify textile code.
- **Mechanism**
 - (0) Synchro-tilter mechanism. No upcharge.
 - (3) Multi-tilter mechanism. No upcharge.
 - (8) Weight sensing synchro-tilter mechanism. No upcharge.
 - (7) Posture task mechanism (models 7336 / 7336NA only). No upcharge.
- **Seat size**
 - (P) Petite
 - (S) Standard
 - (G) Generous
- **Arms**
 - (G5) G5 arms. No upcharge.
 - (H1) Ergo Select arms. Add \$66.
 - (H2) Ergo Select arms w/wide armcaps. Add \$106.
- **Base**
 - (B7) Black nylon B7B base. No upcharge.
 - (A7) Polished aluminum B7A base. Add \$131.
- **Cylinder (models 7331, 7332 and 7333 only)**
 - (4L) Standard (4"). No upcharge.
 - (5L) High (5"). No upcharge.
 - (4S) Short (4"). Seat height: 14.8" - 18.8". Seat height range achieved with weight sensing synchro-tilter mechanism only. No upcharge.
- **Casters**
 - (82) C82 dual wheel carpet casters. No upcharge.
 - (8R) C82R dual wheel hard floor casters. Add \$21.
- **Stitch detail**
 - (MS) Color matched stitching. Decorative top stitch. No upcharge.
 - (XP) Black
 - (XG) Copen
 - (XK) Mahogany
 - (XH) Navy #3
 - (XF) Nickel
 - (XL) Rubytone
 - (XC) Smoke
 - (XB) Beige
 - (XA) Graphite
 - (XJ) Natural
 - (XD) New Grey
 - (XN) Off-White
 - (XI) Scarlett
 - (XE) Taupe (colors shown on website)

EXAMPLE G1 ERGO SELECT ORDER CODE:

7332	-WA53	-8	-S	-H1	-B7	-4L	-82	-MS
Model #	Textile	Mechanism	Seat size	Arms	Base	Cylinder	Casters	Stitch detail

G1 Ergo Select dimensional information: based on measurements with multi-tilter mechanism				
	Distance between arms	Standard arm height	Seat depth range	Standard seat height
Petite seat (P) Soft Decent 4" lift (4L) & (H1) arms	15.25" - 20.75" = 5.5" adjustment 387mm - 527mm = 140mm adj.	7.3" - 11.4" 185mm - 290mm	15.75" - 18.75" 400mm - 475mm	16.5" - 20.5" 419mm - 521mm
Standard seat (S) Soft Decent 4" lift (4L) & (H1) arms	16" - 21.5" = 5.5" adjustment 406mm - 546mm = 140mm adj.		16.5" - 19.5" 419mm - 495mm	
Generous seat (G) Soft Decent 4" lift (4L) & (H1) arms	17.25" - 22.75" = 5.5" adjustment 438mm - 578mm = 140mm adj.		17.25" - 19.5" 438mm - 495mm	

DESCRIPTION	FEATURES	MODEL #	STANDARD TEXTILE GRADES													
			1	2	3	4	5	6	7	8	9	10	11	12		
 <p>Medium Back w/Arms COM: 1.65 YD 1.51 M Unit weight: 54 LB 24.5 KG Carton weight: 66 LB 29.94 KG Carton volume: 10.5 FT³ 0.29 MT³</p>	<p>See series notes for mechanism options.</p> <p>* Standard seat</p>	7331	1099	1152	1196	1248	1332	1409	1487	1554	1638	1718	1825	1977		
			OVERALL DIMENSIONS			SEAT DIMENSIONS*			BACK DIMENSIONS							
			W	D	H	W	D	H	W	H						
			IN 24.5	23	41	19.75	16.5-19.5	16.5-20.5	19	22						
			MM 622	584	1041	502	419-495	419-521	483	559						
			RTA 2	1 per carton												
 <p>High Back w/Arms COM: 1.75 YD 1.6 M Unit weight: 56 LB 25.5 KG Carton weight: 68 LB 30.84 KG Carton volume: 10.5 FT³ 0.29 MT³</p>	<p>See series notes for mechanism options.</p> <p>* Standard seat</p>	7332	1124	1180	1227	1282	1371	1453	1535	1607	1696	1780	1894	2055		
			OVERALL DIMENSIONS			SEAT DIMENSIONS*			BACK DIMENSIONS							
			W	D	H	W	D	H	W	H						
			IN 24.5	23	44.5	19.75	16.5-19.5	16.5-20.5	19	24.5						
			MM 622	584	1130	502	419-495	419-521	483	622						
			RTA 2	1 per carton												
 <p>Extended High Back w/Arms COM: 2 YD 1.83 M Unit weight: 58 LB 26.4 KG Carton weight: 71 LB 32.21 KG Carton volume: 11 FT³ 0.31 MT³</p>	<p>See series notes for mechanism options.</p> <p>* Standard seat</p>	7333	1149	1213	1267	1330	1431	1525	1619	1701	1803	1899	2029	2213		
			OVERALL DIMENSIONS			SEAT DIMENSIONS*			BACK DIMENSIONS							
			W	D	H	W	D	H	W	H						
			IN 24.5	23	50	19.75	16.5-19.5	16.5-20.5	19	27						
			MM 622	584	1270	502	419-495	419-521	483	686						
			RTA 2	1 per carton												
 <p>Medium Back Stool COM: 1.65 YD 1.51 M Unit weight: 47 LB 21.4 KG Carton weight: 59 LB 26.76 KG Carton volume: 10.5 FT³ 0.29 MT³</p>	<p>See series notes for mechanism options.</p> <p>* Standard seat</p>	7336	1273	1326	1370	1422	1506	1583	1661	1728	1812	1892	1999	2151		
						With arms										
		7336NA				Armless										
			OVERALL DIMENSIONS			SEAT DIMENSIONS*			BACK DIMENSIONS							
			W	D	H	W	D	H	W	H						
IN 24	22.5	46	19.75	16	22-30	19	22									
MM 610	572	1168	502	406	559-762	483	559									
			RTA 2	1 per carton												

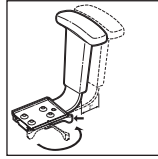
GALA II



model GC13011



model GC13015



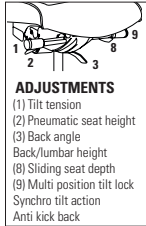
Vari-Width (WA) width adjustable arm extensions are standard when chair is ordered with adjustable arms.



model GC13021

MECHANISM OPTIONS:

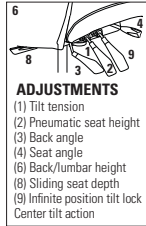
Synchro-tilter mechanism (-0)



ADJUSTMENTS

- (1) Tilt tension
- (2) Pneumatic seat height
- (3) Back angle
- Back/lumbar height
- (8) Sliding seat depth
- (9) Multi position tilt lock
- Synchro tilt action
- Anti kick back

Multi-tilter mechanism (-3)



ADJUSTMENTS

- (1) Tilt tension
- (2) Pneumatic seat height
- (3) Back angle
- (4) Seat angle
- (6) Back/lumbar height
- (8) Sliding seat depth
- (9) Infinite position tilt lock
- Center tilt action

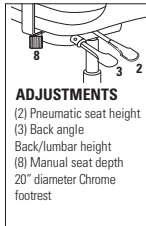
Ergonomic features:

A, B, C, D, E, G, H, L, M, N, Q, R, U

Ergonomic features:

A, B, C, D, E, F, G, H, M, N, Q, R, S, U

Posture task mechanism (-7) - stools only



ADJUSTMENTS

- (2) Pneumatic seat height
- (3) Back angle
- Back/lumbar height
- (8) Manual seat depth
- 20" diameter Chrome footrest

Ergonomic features:

C, D, G, H, M, N, Q, R, U, V

STANDARD FEATURES

- Gala II is designed to provide exceptional support and comfort throughout the work day.
- Available in three back heights and three seat sizes to fit a person's body type and movements while at work.
- Models with adjustable headrest available.
- Choice of synchro-tilter or multi-tilter. Stool models are available with posture task mechanism only.
- Vertical back height ratchet adjustment of 5.25" is standard on all models.
- Back support upright is 3" wide for extra strength.
- One-piece curved back features a pull over style upholstery cover for easy housekeeping and infection prevention practices.
- Standard with Global's high quality Soft Descent™ pneumatic lift which slowly and gently lowers the seat height of the chair making it easy to obtain the exact seat height you desire.
- Models with arms are standard with height adjustable arms (3B) with self-skinned urethane (SSU) armcaps.
- Vari-Width (WA) width adjustable arm extensions are standard. Allows the arms to move away from the seat by 2" on each side to allow space if desired for broader hip widths.
- Waterfall seamless seat front design with high density moulded foam for superior comfort and longevity.
- Underside of seat pan is completely sealed.
- Side activated sliding seat depth adjustment (MD) is standard on synchro-tilter and multi-tilter.
- Five prong, injection molded, fiberglass reinforced nylon Black base with dual wheel carpet casters (C65).
- To meet higher standards for housekeeping and infection control, Gala II has a seamless seat and one stitch pull over back upholstery, while still offering soft curves to the design. Note: Vinyl and woven treated textiles are thicker in nature and will experience wrinkles on some curves or corners as a result.
- This series features braille embossing on mechanism adjustment levers for visually impaired users.

OPTIONAL FEATURES

- For moisture barrier on seat, please specify (MB). Add \$81.
- Back sealed seam available, please specify (S2). Upcharges vary.
- Optional Schukra™ depth adjustable lumbar support for personalized back support and comfort, please specify (SK). Add \$119.
- For additional arms/caster options, please refer to the Arm and Caster section (page 105). Optional casters may be priced higher than the standard casters for your chair and the difference will be charged. Lower priced optional casters will not be credited.
- For fully assembled chair in carton, please specify (SU). Add \$23.

Please add option codes in the following order:

- **Model number**
GC13011 High back with arms
GC13012 Medium back with arms
GC13013 Low back with arms
GC13015 Medium back stool with arms
GC13021 High Back w/Adj. Headrest with arms
GC13022 Medium Back w/Adj. Headrest with arms
- **Textile**
Specify textile code.
- **Mechanism**
(0) Synchro-tilter mechanism. Add \$168.
(3) Multi-tilter mechanism. Add \$168.
 NOTE: Stool models are only available with Posture Task Mechanism, no upcharge.
- **Seat size**
(P) Petite, 18.5"W x 15.5"D. Included.
(S) Standard, 20.5"W x 17"D. No upcharge.
(G) Generous, 21.5"W x 18"D. No upcharge.
- **Arms**
(3B) Height adjustable arms. No upcharge.
 For additional arm options, please refer to Arm Selections section on page 107.
- **Base**
(BK) Black nylon spider base.
(AL) Polished aluminum base. Add 131.
- **Casters**
(C65) Dual wheel carpet casters.
(C65R) Dual wheel hard floor casters. Add \$21.

EXAMPLE GALA II SELECT ORDER CODE:

GC13011	-WA53	-0	-S	-3B	-AL	-C65
Model number	Textile	Mechanism	Seat size	Arms	Base	Casters

DESCRIPTION

MODEL# / FEATURES

STANDARD TEXTILE GRADES



High Back

COM: 2.15 YD | 1.97 M
 Unit weight: 45 LB | 20.5 KG
 Carton weight: 55 LB | 24.95 KG
 Carton volume: 10.5 FT³ | 0.29 MT³






Active weight 300 lbs.

See series notes for mechanism options.

COM	2		3		4		5		6		7		8		9		10		11		1 2	
	W	D	H	W	D	H	W	D	H	W	D	H	W	D	H	W	D	W	H	W	H	
GC13011 With arms	734	803	861	928	1037	1138	1240	1328	1438	1541	1680	1878										

RTA 2

1 per carton

DESCRIPTION	FEATURES	MODEL #	STANDARD TEXTILE GRADES											
			COM	2	3	4	5	6	7	8	9	10	11	12
 <p>Medium Back COM: 1.9 YD 1.74 M Unit weight: 43 LB 19.5 KG Carton weight: 53 LB 24.04 KG Carton volume: 10.5 FT³ 0.29 MT³</p>	Active weight 300 lbs. See series notes for mechanism options.	GC13012 With arms	704	765	816	875	972	1061	1151	1229	1326	1417	1540	1715
			OVERALL DIMENSIONS			SEAT DIMENSIONS			BACK DIMENSIONS					
			W	D	H	W	D	H	W	H				
			IN 24.5	23.5	39	20.5	15.5-18.5	16.5-21.5	20	20.5				
			MM 622	597	991	521	394-470	419-546	508	521				
			RTA 2	1 per carton										
 <p>Low Back COM: 1.8 YD 1.65 M Unit weight: 41 LB 18.6 KG Carton weight: 51 LB 23.13 KG Carton volume: 10.5 FT³ 0.29 MT³</p>	Active weight 300 lbs. See series notes for mechanism options.	GC13013 With arms	688	746	794	850	942	1026	1112	1186	1278	1364	1480	1646
			OVERALL DIMENSIONS			SEAT DIMENSIONS			BACK DIMENSIONS					
			W	D	H	W	D	H	W	H				
			IN 24.5	23.5	35	20.5	15.5-18.5	16.5-21.5	20	16.5				
			MM 622	597	889	521	394-470	419-546	508	419				
			RTA 2	1 per carton										
 <p>Medium Back Posture Task Stool COM: 1.8 YD 1.65 M Unit weight: 53 LB 24.1 KG Carton weight: 63 LB 28.58 KG Carton volume: 10.5 FT³ 0.29 MT³</p>	Active weight 300 lbs. See series notes for mechanism options.	GC13015 With arms	913	971	1019	1075	1167	1251	1337	1411	1503	1589	1705	1871
			OVERALL DIMENSIONS			SEAT DIMENSIONS			BACK DIMENSIONS					
			W	D	H	W	D	H	W	H				
			IN 24.5	23.5	51	20.5	15.5	24-34	20	20				
			MM 622	597	1295	521	394	610-864	508	508				
			RTA 2	1 per carton										
 <p>High Back with Adjustable Headrest COM: 2.4 YD 2.19 M Unit weight: 49 LB 22.3 KG Carton weight: 61 LB 27.67 KG Carton volume: 10.5 FT³ 0.29 MT³</p>	Active weight 300 lbs. See series notes for mechanism options.	GC13021 With arms	976	1053	1118	1192	1315	1427	1541	1639	1762	1877	2032	2253
			OVERALL DIMENSIONS			SEAT DIMENSIONS			BACK DIMENSIONS					
			W	D	H	W	D	H	W	H				
			IN 24.5	23.5	50	20.5	15.5-18.5	16.5-21.5	20	31.5				
			MM 622	597	1270	521	394-470	419-546	508	800				
			RTA 2	1 per carton										
 <p>Medium Back with Adjustable Headrest COM: 2.15 YD 1.97 M Unit weight: 47 LB 21.4 KG Carton weight: 59 LB 26.76 KG Carton volume: 10.5 FT³ 0.29 MT³</p>	Active weight 300 lbs. See series notes for mechanism options.	GC13022 With arms	946	1015	1073	1140	1249	1350	1452	1540	1650	1753	1892	2090
			OVERALL DIMENSIONS			SEAT DIMENSIONS			BACK DIMENSIONS					
			W	D	H	W	D	H	W	H				
			IN 24.5	23.5	46	20.5	15.5	16.5-21.5	20	27.5				
			MM 622	597	1168	521	394	419-546	508	699				
			RTA 2	1 per carton										

GLOBAL ACCORD



model 2670-2



model 2670-2



model 2671-4



model 2676-2


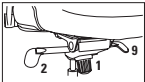


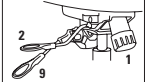


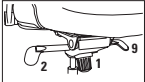

STANDARD FEATURES


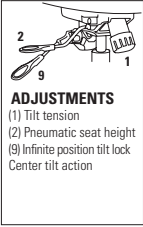


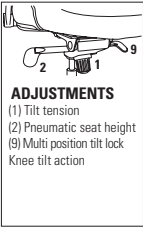


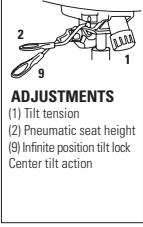


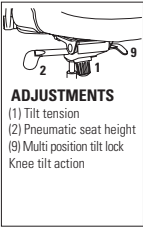


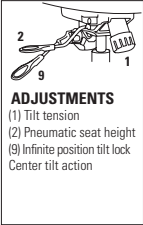

- Global Accord offers an elegant and refined design that features a sling back style that molds to and evenly supports the back and spine.
- Cast aluminum with a mirror finish accent the arms and base.
- Standard with soft, durable, self-skinned urethane (SSU) armcaps that are warm to the touch. Black only.
- All models are standard with a five prong, polished cast aluminum base with dual wheel carpet casters (C1).
- Standard with Global's high quality Soft Descent™ pneumatic lift which slowly and gently lowers the seat height of the chair making it easy to obtain the exact seat height you desire.
- Mesh back models are available featuring a breathable mesh sling style back in 24 brilliant Vue colors: Sandy Beach (VU10), Desert Sand (VU11), Orange Sunset (VU12), Chocolate Fountain (VU13), Arctic Blue (VU14), Quarry Grey (VU15), Tidal Wave (VU16), Ivy Moss (VU17), Red Rose (VU18), Coal Black (VU19), White (VU20), Lime (VU21), Chartreuse (VU23), Pool Blue (VU26), Sky (VU28), Primary Blue (VU32), Tangerine (VU34), Paprika (VU37), Grain (VU40), Yellow (VU43), Silver Grey (VU55), Silver (VU63), Hot Pink (VU65) and Red Mittens (VU70). Please specify.
- Upholstery options (upholstered back models): fabric, vinyl or leather. Vinyl and leather models may feature stitch detail across the seat and/or back cushions, if applicable.

OPTIONAL FEATURES

- There are no arm options for this series.
- Optional Black plastic base (B5B) with aluminum arms combination. No upcharge.
- Seat available in memory foam, please specify (MF). Add \$106.
- For hard surface flooring casters, please specify (CSR). Add \$21.
- For additional caster options, please refer to the Arm and Caster section (page 105). *Optional casters may be priced higher than the standard casters for your chair and the difference will not be credited.*
- For fully assembled chair in carton, please specify (SU). Add \$23.



DESCRIPTION	FEATURES	MODEL #	STANDARD TEXTILE GRADES																																					
			1	2	3	4	5	6	7	8	9	10	11	12																										
 <p>High Back Knee-Tilter - Upholstered Back COM: 2 YD 1.83 M Unit weight: 41 LB 18.6 KG Carton weight: 46 LB 20.87 KG Carton volume: 13 FT³ 0.36 MT³</p>	 <p>ADJUSTMENTS (1) Tilt tension (2) Pneumatic seat height (9) Multi position tilt lock Knee tilt action</p>	<p>Ergonomic features: A, B, C, J, M, N, U</p>	<table border="1"> <tr> <td>2670-2</td> <td>1185</td><td>1249</td><td>1303</td><td>1365</td><td>1467</td><td>1561</td><td>1655</td><td>1737</td><td>1839</td><td>1935</td><td>2065</td><td>2249</td> </tr> </table>												2670-2	1185	1249	1303	1365	1467	1561	1655	1737	1839	1935	2065	2249													
			2670-2	1185	1249	1303	1365	1467	1561	1655	1737	1839	1935	2065	2249																									
			<table border="1"> <thead> <tr> <th colspan="3">OVERALL DIMENSIONS</th> <th colspan="3">SEAT DIMENSIONS</th> <th colspan="2">BACK DIMENSIONS</th> </tr> <tr> <th>W</th><th>D</th><th>H</th> <th>W</th><th>D</th><th>H</th> <th>W</th><th>H</th> </tr> </thead> <tbody> <tr> <td>IN 25</td><td>25</td><td>44</td> <td>20</td><td>19</td><td>18-22</td> <td>18.5</td><td>23</td> </tr> <tr> <td>MM 635</td><td>635</td><td>1118</td> <td>508</td><td>483</td><td>457-559</td> <td>470</td><td>584</td> </tr> </tbody> </table>			OVERALL DIMENSIONS			SEAT DIMENSIONS			BACK DIMENSIONS		W	D	H	W	D	H	W	H	IN 25	25	44	20	19	18-22	18.5	23	MM 635	635	1118	508	483	457-559	470	584	<p>RTA 1  1 per carton</p>		
			OVERALL DIMENSIONS			SEAT DIMENSIONS			BACK DIMENSIONS																															
W	D	H	W	D	H	W	H																																	
IN 25	25	44	20	19	18-22	18.5	23																																	
MM 635	635	1118	508	483	457-559	470	584																																	
 <p>HB Tilter - Upholstered Back COM: 2 YD 1.83 M Unit weight: 38 LB 17.3 KG Carton weight: 43 LB 19.5 KG Carton volume: 10.75 FT³ 0.3 MT³</p>	 <p>ADJUSTMENTS (1) Tilt tension (2) Pneumatic seat height (9) Infinite position tilt lock Center tilt action</p>	<p>Ergonomic features: A, B, C, M, N, S, U</p>	<table border="1"> <tr> <td>2670-4</td> <td>1027</td><td>1091</td><td>1145</td><td>1207</td><td>1309</td><td>1403</td><td>1497</td><td>1579</td><td>1681</td><td>1777</td><td>1907</td><td>2091</td> </tr> </table>												2670-4	1027	1091	1145	1207	1309	1403	1497	1579	1681	1777	1907	2091													
			2670-4	1027	1091	1145	1207	1309	1403	1497	1579	1681	1777	1907	2091																									
			<table border="1"> <thead> <tr> <th colspan="3">OVERALL DIMENSIONS</th> <th colspan="3">SEAT DIMENSIONS</th> <th colspan="2">BACK DIMENSIONS</th> </tr> <tr> <th>W</th><th>D</th><th>H</th> <th>W</th><th>D</th><th>H</th> <th>W</th><th>H</th> </tr> </thead> <tbody> <tr> <td>IN 25</td><td>25</td><td>42.5</td> <td>20</td><td>19</td><td>17-21</td> <td>18.5</td><td>23</td> </tr> <tr> <td>MM 635</td><td>635</td><td>1080</td> <td>508</td><td>483</td><td>432-533</td> <td>470</td><td>584</td> </tr> </tbody> </table>			OVERALL DIMENSIONS			SEAT DIMENSIONS			BACK DIMENSIONS		W	D	H	W	D	H	W	H	IN 25	25	42.5	20	19	17-21	18.5	23	MM 635	635	1080	508	483	432-533	470	584	<p>RTA 1  1 per carton</p>		
			OVERALL DIMENSIONS			SEAT DIMENSIONS			BACK DIMENSIONS																															
W	D	H	W	D	H	W	H																																	
IN 25	25	42.5	20	19	17-21	18.5	23																																	
MM 635	635	1080	508	483	432-533	470	584																																	
 <p>Medium Back Knee-Tilter - Upholstered Back COM: 1.75 YD 1.6 M Unit weight: 38 LB 17.3 KG Carton weight: 43 LB 19.5 KG Carton volume: 10.75 FT³ 0.3 MT³</p>	 <p>ADJUSTMENTS (1) Tilt tension (2) Pneumatic seat height (9) Multi position tilt lock Knee tilt action</p>	<p>Ergonomic features: A, B, C, J, M, N, U</p>	<table border="1"> <tr> <td>2671-2</td> <td>1147</td><td>1203</td><td>1250</td><td>1305</td><td>1394</td><td>1476</td><td>1558</td><td>1630</td><td>1719</td><td>1803</td><td>1917</td><td>2078</td> </tr> </table>												2671-2	1147	1203	1250	1305	1394	1476	1558	1630	1719	1803	1917	2078													
			2671-2	1147	1203	1250	1305	1394	1476	1558	1630	1719	1803	1917	2078																									
			<table border="1"> <thead> <tr> <th colspan="3">OVERALL DIMENSIONS</th> <th colspan="3">SEAT DIMENSIONS</th> <th colspan="2">BACK DIMENSIONS</th> </tr> <tr> <th>W</th><th>D</th><th>H</th> <th>W</th><th>D</th><th>H</th> <th>W</th><th>H</th> </tr> </thead> <tbody> <tr> <td>IN 25</td><td>25</td><td>38.5</td> <td>20</td><td>19</td><td>18-22</td> <td>18.5</td><td>18</td> </tr> <tr> <td>MM 635</td><td>635</td><td>978</td> <td>508</td><td>483</td><td>457-559</td> <td>470</td><td>457</td> </tr> </tbody> </table>			OVERALL DIMENSIONS			SEAT DIMENSIONS			BACK DIMENSIONS		W	D	H	W	D	H	W	H	IN 25	25	38.5	20	19	18-22	18.5	18	MM 635	635	978	508	483	457-559	470	457	<p>RTA 1  1 per carton</p>		
			OVERALL DIMENSIONS			SEAT DIMENSIONS			BACK DIMENSIONS																															
W	D	H	W	D	H	W	H																																	
IN 25	25	38.5	20	19	18-22	18.5	18																																	
MM 635	635	978	508	483	457-559	470	457																																	

DESCRIPTION	FEATURES	MODEL #	STANDARD TEXTILE GRADES																																												
			1	2	3	4	5	6	7	8	9	10	11	12																																	
 <p>MB Tilter - Upholstered Back COM: 1.75 YD 1.6 M Unit weight: 35 LB 15.9 KG Carton weight: 40 LB 18.14 KG Carton volume: 10.75 FT³ 0.3 MT³</p>	 <p>ADJUSTMENTS (1) Tilt tension (2) Pneumatic seat height (9) Infinite position tilt lock Center tilt action</p>	<p>Ergonomic features: A, B, C, M, N, S, U</p>	<table border="1"> <thead> <tr> <th colspan="3">OVERALL DIMENSIONS</th> <th colspan="3">SEAT DIMENSIONS</th> <th colspan="3">BACK DIMENSIONS</th> </tr> <tr> <th>W</th><th>D</th><th>H</th> <th>W</th><th>D</th><th>H</th> <th>W</th><th>H</th> </tr> </thead> <tbody> <tr> <td>IN 25</td><td>25</td><td>37</td> <td>20</td><td>19</td><td>17-21</td> <td>18.5</td><td>18</td> </tr> <tr> <td>MM 635</td><td>635</td><td>940</td> <td>508</td><td>483</td><td>432-533</td> <td>470</td><td>457</td> </tr> </tbody> </table>												OVERALL DIMENSIONS			SEAT DIMENSIONS			BACK DIMENSIONS			W	D	H	W	D	H	W	H	IN 25	25	37	20	19	17-21	18.5	18	MM 635	635	940	508	483	432-533	470	457
			OVERALL DIMENSIONS			SEAT DIMENSIONS			BACK DIMENSIONS																																						
			W	D	H	W	D	H	W	H																																					
			IN 25	25	37	20	19	17-21	18.5	18																																					
MM 635	635	940	508	483	432-533	470	457																																								
<p>RTA 1  1 per carton</p>																																															
 <p>Mesh High Back Knee-Tilter COM: 1 YD 0.91 M Unit weight: 41 LB 18.6 KG Carton weight: 46 LB 20.87 KG Carton volume: 13 FT³ 0.36 MT³</p>	 <p>ADJUSTMENTS (1) Tilt tension (2) Pneumatic seat height (9) Multi position tilt lock Knee tilt action</p>	<p>Ergonomic features: A, B, C, J, M, N, U</p>	<table border="1"> <thead> <tr> <th colspan="3">OVERALL DIMENSIONS</th> <th colspan="3">SEAT DIMENSIONS</th> <th colspan="3">BACK DIMENSIONS</th> </tr> <tr> <th>W</th><th>D</th><th>H</th> <th>W</th><th>D</th><th>H</th> <th>W</th><th>H</th> </tr> </thead> <tbody> <tr> <td>IN 25</td><td>25</td><td>44</td> <td>20</td><td>19</td><td>18-22</td> <td>18.5</td><td>23</td> </tr> <tr> <td>MM 635</td><td>635</td><td>1118</td> <td>508</td><td>483</td><td>457-559</td> <td>470</td><td>584</td> </tr> </tbody> </table>												OVERALL DIMENSIONS			SEAT DIMENSIONS			BACK DIMENSIONS			W	D	H	W	D	H	W	H	IN 25	25	44	20	19	18-22	18.5	23	MM 635	635	1118	508	483	457-559	470	584
			OVERALL DIMENSIONS			SEAT DIMENSIONS			BACK DIMENSIONS																																						
			W	D	H	W	D	H	W	H																																					
			IN 25	25	44	20	19	18-22	18.5	23																																					
MM 635	635	1118	508	483	457-559	470	584																																								
<p>RTA 1  1 per carton</p>																																															
 <p>Mesh HB Tilter COM: 1 YD 0.91 M Unit weight: 38 LB 17.3 KG Carton weight: 43 LB 19.5 KG Carton volume: 10.75 FT³ 0.3 MT³</p>	 <p>ADJUSTMENTS (1) Tilt tension (2) Pneumatic seat height (9) Infinite position tilt lock Center tilt action</p>	<p>Ergonomic features: A, B, C, M, N, S, U</p>	<table border="1"> <thead> <tr> <th colspan="3">OVERALL DIMENSIONS</th> <th colspan="3">SEAT DIMENSIONS</th> <th colspan="3">BACK DIMENSIONS</th> </tr> <tr> <th>W</th><th>D</th><th>H</th> <th>W</th><th>D</th><th>H</th> <th>W</th><th>H</th> </tr> </thead> <tbody> <tr> <td>IN 25</td><td>25</td><td>42.5</td> <td>20</td><td>19</td><td>17-21</td> <td>18.5</td><td>23</td> </tr> <tr> <td>MM 635</td><td>635</td><td>1080</td> <td>508</td><td>483</td><td>432-533</td> <td>470</td><td>584</td> </tr> </tbody> </table>												OVERALL DIMENSIONS			SEAT DIMENSIONS			BACK DIMENSIONS			W	D	H	W	D	H	W	H	IN 25	25	42.5	20	19	17-21	18.5	23	MM 635	635	1080	508	483	432-533	470	584
			OVERALL DIMENSIONS			SEAT DIMENSIONS			BACK DIMENSIONS																																						
			W	D	H	W	D	H	W	H																																					
			IN 25	25	42.5	20	19	17-21	18.5	23																																					
MM 635	635	1080	508	483	432-533	470	584																																								
<p>RTA 1  1 per carton</p>																																															
 <p>Mesh Medium Back Knee-Tilter COM: 1 YD 0.91 M Unit weight: 38 LB 17.3 KG Carton weight: 43 LB 19.5 KG Carton volume: 10.75 FT³ 0.3 MT³</p>	 <p>ADJUSTMENTS (1) Tilt tension (2) Pneumatic seat height (9) Multi position tilt lock Knee tilt action</p>	<p>Ergonomic features: A, B, C, J, M, N, U</p>	<table border="1"> <thead> <tr> <th colspan="3">OVERALL DIMENSIONS</th> <th colspan="3">SEAT DIMENSIONS</th> <th colspan="3">BACK DIMENSIONS</th> </tr> <tr> <th>W</th><th>D</th><th>H</th> <th>W</th><th>D</th><th>H</th> <th>W</th><th>H</th> </tr> </thead> <tbody> <tr> <td>IN 25</td><td>25</td><td>38.5</td> <td>20</td><td>19</td><td>18-22</td> <td>18.5</td><td>18</td> </tr> <tr> <td>MM 635</td><td>635</td><td>978</td> <td>508</td><td>483</td><td>457-559</td> <td>470</td><td>457</td> </tr> </tbody> </table>												OVERALL DIMENSIONS			SEAT DIMENSIONS			BACK DIMENSIONS			W	D	H	W	D	H	W	H	IN 25	25	38.5	20	19	18-22	18.5	18	MM 635	635	978	508	483	457-559	470	457
			OVERALL DIMENSIONS			SEAT DIMENSIONS			BACK DIMENSIONS																																						
			W	D	H	W	D	H	W	H																																					
			IN 25	25	38.5	20	19	18-22	18.5	18																																					
MM 635	635	978	508	483	457-559	470	457																																								
<p>RTA 1  1 per carton</p>																																															
 <p>Mesh MB Tilter COM: 1 YD 0.91 M Unit weight: 35 LB 15.9 KG Carton weight: 40 LB 18.14 KG Carton volume: 10.75 FT³ 0.3 MT³</p>	 <p>ADJUSTMENTS (1) Tilt tension (2) Pneumatic seat height (9) Infinite position tilt lock Center tilt action</p>	<p>Ergonomic features: A, B, C, M, N, S, U</p>	<table border="1"> <thead> <tr> <th colspan="3">OVERALL DIMENSIONS</th> <th colspan="3">SEAT DIMENSIONS</th> <th colspan="3">BACK DIMENSIONS</th> </tr> <tr> <th>W</th><th>D</th><th>H</th> <th>W</th><th>D</th><th>H</th> <th>W</th><th>H</th> </tr> </thead> <tbody> <tr> <td>IN 25</td><td>25</td><td>37</td> <td>20</td><td>19</td><td>17-21</td> <td>18.5</td><td>18</td> </tr> <tr> <td>MM 635</td><td>635</td><td>940</td> <td>508</td><td>483</td><td>432-533</td> <td>470</td><td>457</td> </tr> </tbody> </table>												OVERALL DIMENSIONS			SEAT DIMENSIONS			BACK DIMENSIONS			W	D	H	W	D	H	W	H	IN 25	25	37	20	19	17-21	18.5	18	MM 635	635	940	508	483	432-533	470	457
			OVERALL DIMENSIONS			SEAT DIMENSIONS			BACK DIMENSIONS																																						
			W	D	H	W	D	H	W	H																																					
			IN 25	25	37	20	19	17-21	18.5	18																																					
MM 635	635	940	508	483	432-533	470	457																																								
<p>RTA 1  1 per carton</p>																																															

LOOVER



model 2660-8



model 2660-3



Optional Memory Foam
See right for details.



model 2661-8



model 2662-3


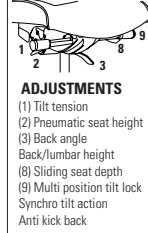


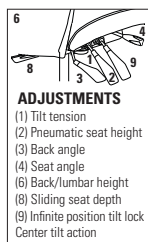

STANDARD FEATURES

- Global's first chair to feature a weight sensing synchro-tilter mechanism that requires no tilt tension adjustment.
- A live lumbar support is incorporated into the back design which is height adjustable via a concealed ratchet system, offering a 2.25" height adjustment.
- Standard with Global's high quality Soft Descent™ pneumatic lift which slowly and gently lowers the seat height of the chair making it easy to obtain the exact seat height you desire.
- Side activated sliding seat depth adjustment (**MD**) is standard on multi-tilters, synchro-tilters and weight sensing synchro-tilter.
- Standard with height and width adjustable (**G5**) arms with sliding and lockable armcaps. Armcaps also articulate inwards and outwards 30° to aim toward the keyboard or mouse area.
- Standard with soft, durable, self-skinned urethane (SSU) armcaps that are warm to the touch.
- Vari-Width (**WA**) width adjustable arm extensions are standard when chair is ordered with adjustable arms. Allows the arms to move away from the seat by 2" on each side to allow space if desired for broader hip widths.
- Five prong, injection molded, fiberglass reinforced, nylon medium rise base (**B7B**) with dual wheel carpet casters (**C1**).
- This series features braille embossing on mechanism adjustment levers on models ending in -0, -3 and -8 for visually impaired users.
- Upholstery options: fabric, vinyl or leather. Vinyl and leather models may feature stitch detail across the seat and/or back cushions, if applicable.

- Mesh backs are available in 24 brilliant Vue colors: Sandy Beach (VU10), Desert Sand (VU11), Orange Sunset (VU12), Chocolate Fountain (VU13), Arctic Blue (VU14), Quarry Grey (VU15), Tidal Wave (VU16), Ivy Moss (VU17), Red Rose (VU18), Coal Black (VU19), White (VU20), Lime (VU21), Chartreuse (VU23), Pool Blue (VU26), Sky (VU28), Primary Blue (VU32), Tangerine (VU34), Paprika (VU37), Grain (VU40), Yellow (VU43), Silver Grey (VU55), Silver (VU63), Hot Pink (VU65) and Red Mittens (VU70). Please specify.
- Petite seats have the same list prices as standard models.

OPTIONAL FEATURES

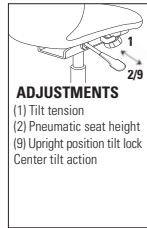
- Seat available in memory foam, please specify (**MF**). Add \$106.
- Optional polished aluminum base (**B7A**), please specify (**ALU**). Add \$131.
- For hard surface flooring casters, please specify (**C9R**). Add \$21.
- For additional arm/caster options, please refer to the Arm and Caster section (page page 105). *Optional casters may be priced higher than the standard casters for your chair and the difference will be charged. Lower priced optional casters will not be credited.*
- For fully assembled chair in carton, please specify (**SU**). Add \$23.

DESCRIPTION	FEATURES	MODEL #	STANDARD TEXTILE GRADES														
			1	2	3	4	5	6	7	8	9	10	11	12			
 <p>Extended High Back Synchro-Tilter w/Back Angle Adj. COM: 1 YD 0.91 M Unit weight: 56 LB 25.5 KG Carton weight: 68 LB 30.84 KG Carton volume: 11 FT³ 0.31 MT³</p>	 <p>ADJUSTMENTS (1) Tilt tension (2) Pneumatic seat height (3) Back angle Back/lumbar height (8) Sliding seat depth (9) Multi position tilt lock Synchro tilt action Anti kick back</p>	2660-0 1009 1041 1068 1099 1150 1197 1244 1285 1336 1384 1449 1541 2660P-0 Petite seat IN W20 D18-21 H16.25-20.25 MM W508 D457-533 H413-514	OVERALL DIMENSIONS			SEAT DIMENSIONS			BACK DIMENSIONS								
			W	D	H	W	D	H	W	H							
			IN 25.5	25	45.5	20	19-22	16.25-20.25	19.5	26.5-29							
			MM 648	635	1156	508	483-559	413-514	495	673-737							
			RTA 2		1 per carton												
 <p>Extended High Back Multi-Tilter COM: 1 YD 0.91 M Unit weight: 60 LB 27.3 KG Carton weight: 68 LB 30.84 KG Carton volume: 11 FT³ 0.31 MT³</p>	 <p>ADJUSTMENTS (1) Tilt tension (2) Pneumatic seat height (3) Back angle (4) Seat angle (6) Back/lumbar height (8) Sliding seat depth (9) Infinite position tilt lock Center tilt action</p>	2660-3 1009 1041 1068 1099 1150 1197 1244 1285 1336 1384 1449 1541 2660P-3 Petite seat IN W20 D18-21 H16-20 MM W508 D457-533 H406-508	OVERALL DIMENSIONS			SEAT DIMENSIONS			BACK DIMENSIONS								
			W	D	H	W	D	H	W	H							
			IN 25.5	25	45.5	20	19-22	16-20	19.5	26.5-29							
			MM 648	635	1156	508	483-559	406-508	495	673-737							
			RTA 2		1 per carton												

DESCRIPTION FEATURES MODEL # STANDARD TEXTILE GRADES



Extended HB Tilter
 COM: 1 YD | 0.91 M
 Unit weight: 54 LB | 24.5 KG
 Carton weight: 62 LB | 28.12 KG
 Carton volume: 11 FT³ | 0.31 MT³



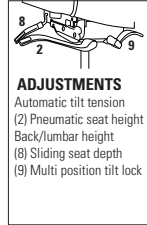
ADJUSTMENTS
 (1) Tilt tension
 (2) Pneumatic seat height
 (9) Upright position tilt lock
 Center tilt action

Ergonomic features:
 A, B, C, D, H, M, N, Q, R, S, U

	1	2	3	4	5	6	7	8	9	10	11	12
2660-4	917	949	976	1007	1058	1105	1152	1193	1244	1292	1357	1449
2660P-4 Petite seat												
IN W20 D18-19 H16-21 MM W508 D457-483 H406-533												
OVERALL DIMENSIONS			SEAT DIMENSIONS			BACK DIMENSIONS						
W	D	H	W	D	H	W	H					
IN 25.5	25	45.5	20	19-20	16-21	19.5	26.5-29					
MM 648	635	1156	508	483-508	406-533	495	673-737					
									1 per carton			



Extended HB Weight Sensing Synchro-Tilter
 COM: 1 YD | 0.91 M
 Unit weight: 58 LB | 26.4 KG
 Carton weight: 66 LB | 29.94 KG
 Carton volume: 11 FT³ | 0.31 MT³



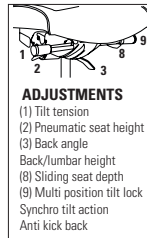
ADJUSTMENTS
 Automatic tilt tension
 (2) Pneumatic seat height
 Back/lumbar height
 (8) Sliding seat depth
 (9) Multi position tilt lock

Ergonomic features:
 A, B, C, D, E, H, L, M, N, Q, R, U

	1	2	3	4	5	6	7	8	9	10	11	12
2660-8	1009	1041	1068	1099	1150	1197	1244	1285	1336	1384	1449	1541
2660P-8 Petite seat												
IN W20 D18-21 H16-21 MM W508 D457-533 H406-533												
OVERALL DIMENSIONS			SEAT DIMENSIONS			BACK DIMENSIONS						
W	D	H	W	D	H	W	H					
IN 25.5	25	45.5	20	19-22	16-21	19.5	26.5-29					
MM 648	635	1156	508	483-559	406-533	495	673-737					
									1 per carton			



High Back Synchro-Tilter w/Back Angle Adj.
 COM: 1 YD | 0.91 M
 Unit weight: 54 LB | 24.5 KG
 Carton weight: 66 LB | 29.94 KG
 Carton volume: 10.5 FT³ | 0.29 MT³



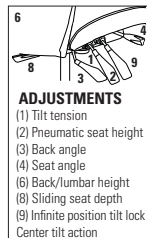
ADJUSTMENTS
 (1) Tilt tension
 (2) Pneumatic seat height
 (3) Back angle
 Back/lumbar height
 (8) Sliding seat depth
 (9) Multi position tilt lock
 Synchro tilt action
 Anti kick back

Ergonomic features:
 A, B, C, D, E, G, H, L, M, N, Q, R, U

	1	2	3	4	5	6	7	8	9	10	11	12
2661-0	981	1013	1040	1071	1122	1169	1216	1257	1308	1356	1421	1513
2661P-0 Petite seat												
IN W20 D18-21 H16.25-20.25 MM W508 D457-533 H413-514												
OVERALL DIMENSIONS			SEAT DIMENSIONS			BACK DIMENSIONS						
W	D	H	W	D	H	W	H					
IN 25.5	24	42.5	20	19-22	16.25-20.25	19.5	25-27.5					
MM 648	610	1080	508	483-559	413-514	495	635-699					
									1 per carton			



High Back Multi-Tilter
 COM: 1 YD | 0.91 M
 Unit weight: 56 LB | 25.5 KG
 Carton weight: 68 LB | 30.84 KG
 Carton volume: 10.5 FT³ | 0.29 MT³



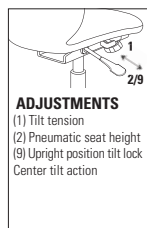
ADJUSTMENTS
 (1) Tilt tension
 (2) Pneumatic seat height
 (3) Back angle
 (4) Seat angle
 (6) Back/lumbar height
 (8) Sliding seat depth
 (9) Infinite position tilt lock
 Center tilt action

Ergonomic features:
 A, B, C, D, E, F, G, H, M, N, Q, R, S, U

	1	2	3	4	5	6	7	8	9	10	11	12
2661-3	981	1013	1040	1071	1122	1169	1216	1257	1308	1356	1421	1513
2661P-3 Petite seat												
IN W20 D18-21 H16-20 MM W508 D457-533 H406-508												
OVERALL DIMENSIONS			SEAT DIMENSIONS			BACK DIMENSIONS						
W	D	H	W	D	H	W	H					
IN 25.5	25	42.5	20	19-22	16-20	19.5	25-27.5					
MM 648	635	1080	508	483-559	406-508	495	635-699					
									1 per carton			




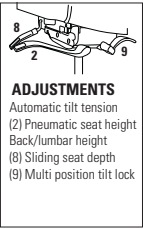



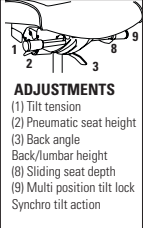



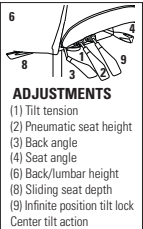



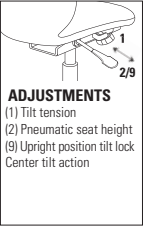



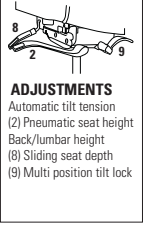


HB Tilter
 COM: 1 YD | 0.91 M
 Unit weight: 50 LB | 22.7 KG
 Carton weight: 62 LB | 28.12 KG
 Carton volume: 10.5 FT³ | 0.29 MT³


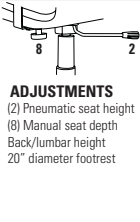



ADJUSTMENTS
 (1) Tilt tension
 (2) Pneumatic seat height
 (9) Upright position tilt lock
 Center tilt action

Ergonomic features:
 A, B, C, D, H, M, N, Q, R, S, U

	1	2	3	4	5	6	7	8	9	10	11	12
2661-4	888	920	947	978	1029	1076	1123	1164	1215	1263	1328	1420
2661P-4 Petite seat												
IN W20 D18-19 H16-21 MM W508 D457-483 H406-533												
OVERALL DIMENSIONS			SEAT DIMENSIONS			BACK DIMENSIONS						
W	D	H	W	D	H	W	H					
IN 25.5	25	42.5	20	19-20	16-21	19.5	25-27.5					
MM 648	635	1080	508	483-508	406-533	495	635-699					
									1 per carton			

DESCRIPTION	FEATURES	MODEL #	STANDARD TEXTILE GRADES														
			1	2	3	4	5	6	7	8	9	10	11	12			
 <p>HB Weight Sensing Synchro-Tilter COM: 1 YD 0.91 M Unit weight: 54 LB 24.5 KG Carton weight: 66 LB 29.94 KG Carton volume: 10.5 FT³ 0.3 MT³</p>	 <p>ADJUSTMENTS Automatic tilt tension (2) Pneumatic seat height Back/lumbar height (8) Sliding seat depth (9) Multi position tilt lock</p>	<p>Ergonomic features: A, B, C, D, E, H, L, M, N, Q, R, U</p>	2661-8	981	1013	1040	1071	1122	1169	1216	1257	1308	1356	1421	1513		
			<p>2661P-8 Petite seat IN W20 D18-21 H16-21 MM W508 D457-533 H406-533</p>														
			OVERALL DIMENSIONS			SEAT DIMENSIONS			BACK DIMENSIONS								
			W	D	H	W	D	H	W	H							
IN 25.5	24	42.5	20	19-22	16-21	19.5	25-27.5										
MM 648	610	1080	508	483-559	406-533	495	635-699										
									1 per carton								
 <p>Medium Back Synchro-Tilter w/Back Angle Adj. COM: 1 YD 0.91 M Unit weight: 52 LB 23.6 KG Carton weight: 64 LB 29.03 KG Carton volume: 10.5 FT³ 0.29 MT³</p>	 <p>ADJUSTMENTS (1) Tilt tension (2) Pneumatic seat height (3) Back angle Back/lumbar height (8) Sliding seat depth (9) Multi position tilt lock Synchro tilt action</p>	<p>Ergonomic features: A, B, C, D, E, G, H, L, M, N, Q, R, U</p>	2662-0	955	987	1014	1045	1096	1143	1190	1231	1282	1330	1395	1487		
			<p>2662P-0 Petite seat IN W20 D18-21 H16.25-20.25 MM W508 D457-533 H413-514</p>														
			OVERALL DIMENSIONS			SEAT DIMENSIONS			BACK DIMENSIONS								
			W	D	H	W	D	H	W	H							
IN 25.5	24	39.5	20	19-22	16.25-20.25	19.5	22-24.5										
MM 648	610	1003	508	483-559	413-514	495	559-622										
									1 per carton								
 <p>Medium Back Multi-Tilter COM: 1 YD 0.91 M Unit weight: 54 LB 24.5 KG Carton weight: 66 LB 29.94 KG Carton volume: 10.5 FT³ 0.29 MT³</p>	 <p>ADJUSTMENTS (1) Tilt tension (2) Pneumatic seat height (3) Back angle (4) Seat angle (6) Back/lumbar height (8) Sliding seat depth (9) Infinite position tilt lock Center tilt action</p>	<p>Ergonomic features: A, B, C, D, E, F, G, H, M, N, Q, R, S, U</p>	2662-3	955	987	1014	1045	1096	1143	1190	1231	1282	1330	1395	1487		
			<p>2662P-3 Petite seat IN W20 D18-21 H16-20 MM W508 D457-533 H406-508</p>														
			OVERALL DIMENSIONS			SEAT DIMENSIONS			BACK DIMENSIONS								
			W	D	H	W	D	H	W	H							
IN 25.5	25	39.5	20	19-22	16-20	19.5	22-24.5										
MM 648	635	1003	508	483-559	406-508	495	559-622										
									1 per carton								
 <p>MB Tilter COM: 1 YD 0.91 M Unit weight: 48 LB 21.8 KG Carton weight: 60 LB 27.22 KG Carton volume: 10.5 FT³ 0.29 MT³</p>	 <p>ADJUSTMENTS (1) Tilt tension (2) Pneumatic seat height (9) Upright position tilt lock Center tilt action</p>	<p>Ergonomic features: A, B, C, D, H, M, N, Q, R, S, U</p>	2662-4	859	891	918	949	1000	1047	1094	1135	1186	1234	1299	1391		
			<p>2662P-4 Petite seat IN W20 D18-19 H16-21 MM W508 D457-483 H406-533</p>														
			OVERALL DIMENSIONS			SEAT DIMENSIONS			BACK DIMENSIONS								
			W	D	H	W	D	H	W	H							
IN 25.5	25	39.5	20	19-20	16-21	19.5	22-24.5										
MM 648	635	1003	508	483-508	406-533	495	559-622										
									1 per carton								
 <p>MB Weight Sensing Synchro-Tilter COM: 1 YD 0.91 M Unit weight: 52 LB 23.6 KG Carton weight: 64 LB 29.03 KG Carton volume: 10.5 FT³ 0.29 MT³</p>	 <p>ADJUSTMENTS Automatic tilt tension (2) Pneumatic seat height Back/lumbar height (8) Sliding seat depth (9) Multi position tilt lock</p>	<p>Ergonomic features: A, B, C, D, E, H, L, M, N, Q, R, U</p>	2662-8	955	987	1014	1045	1096	1143	1190	1231	1282	1330	1395	1487		
			<p>2662P-8 Petite seat IN W20 D18-21 H16-21 MM W508 D457-533 H406-533</p>														
			OVERALL DIMENSIONS			SEAT DIMENSIONS			BACK DIMENSIONS								
			W	D	H	W	D	H	W	H							
IN 25.5	24	39.5	20	19-22	16-21	19.5	22-24.5										
MM 648	610	1003	508	483-559	406-533	495	559-622										
									1 per carton								

DESCRIPTION	FEATURES	MODEL #	STANDARD TEXTILE GRADES											
			1	2	3	4	5	6	7	8	9	10	11	12
 <p>MB Height Adjustable Stool - Task COM: 1 YD 0.91 M Unit weight: 41 LB 18.6 KG Carton weight: 50 LB 22.68 KG Carton volume: 10.5 FT³ 0.29 MT³</p>	 <p>ADJUSTMENTS (2) Pneumatic seat height (8) Manual seat depth Back/lumbar height 20" diameter footrest</p>	2663-6 1130 1162 1189 1220 1271 1318 1365 1406 1457 1505 1570 1662 2663P-6 Petite seat IN W20 D18-19 H24-34 MM W508 D457-483 H610-864	OVERALL DIMENSIONS W D H			SEAT DIMENSIONS W D H			BACK DIMENSIONS W H					
		IN 25.5 25 50 MM 648 635 1270	20 19-20 24-34 508 483-508 610-864	19.5 21 495 533	RTA 2		1 per carton							

Ergonomic features:
 C, D, E, H, M, N, Q, R, U

NOETIC



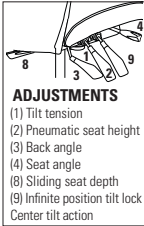
model 6074



model 6075
(shown with 4D arms)

MECHANISM OPTIONS:

Multi-tilter mechanism

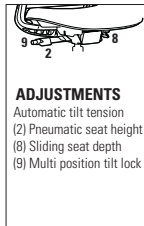


ADJUSTMENTS

- (1) Tilt tension
- (2) Pneumatic seat height
- (3) Back angle
- (4) Seat angle
- (5) Sliding seat depth
- (6) Infinite position tilt lock
- (7) Center tilt action

Ergonomic features:
A, B, C, E, F, G, M, N, S

Weight sensing synchro-tilter mechanism

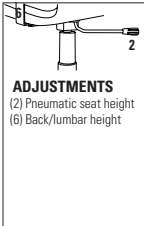


ADJUSTMENTS

- Automatic tilt tension
- (2) Pneumatic seat height
- (8) Sliding seat depth
- (9) Multi position tilt lock

Ergonomic features:
B, C, E, L, M, N

Task basic swivel mechanism (stool only)



ADJUSTMENTS

- (2) Pneumatic seat height
- (6) Back/lumbar height

Ergonomic features:
C, M, N

STANDARD FEATURES

- Noetic is a thoughtfully designed ergonomic task chair that inspires each individual's best work.
- Task chairs are available with three mechanisms: task basic swivel, multi-tilter and weight-sensing synchro-tilter (height adjustable stools are available with task basic swivel mechanism only).
- Chairs are available in three frame colors: Black (BLK), Fog (FOG) or Shadow (SHW).
- Mesh back models are available in either Digital Mesh (6 colors) or Dimension Mesh (10 colors).
- Upholstered back models feature a unique combination of textile (inside back) and Dimension Mesh (exterior back). Dimension Mesh coordinates with the selected frame color (BLK frame - DBK mesh; FOG frame - DST mesh; SHW frame - DGM mesh).
- Task chairs with multi-tilter and weight sensing synchro-tilter mechanisms are standard with an adjustable depth, sliding seat.
- For arms, choose between color matched P-style fixed arms or height adjustable arms.
- Height adjustable arms are available with (2D) arms with depth sliding armcaps or (4D) arms with width, depth and rotating sliding armcaps.
- Black and Shadow frames receive color matching arms and armcaps. Fog frame height adjustable arms match the frame with Shadow armcap, height control button and accent trim.
- An adjustable lumbar support is available with an upcharge on mesh back models. Lumbar adjusts up/down (2.75", 70mm).
- All models are available with a color matching nylon five prong base or polished aluminum base.
- Carpet casters (C82) or hard surface flooring casters (C82R) coordinate with base finish. Black or Shadow bases have Black casters. Fog bases have Fog casters. Polished aluminum bases have Black casters.
- Weight capacity for this series is 300 lbs.
- Upholstery options: fabric, vinyl or leather. Vinyl and leather models may feature stitch detail across the seat and/or back cushions, if applicable.











Please add option codes in the following order:

- **Model number**
specify model number
- **Mesh finish** (mesh back models)
Digital Mesh
(D50) Digital Mesh Red
(D51) Digital Mesh Blue
(D52) Digital Mesh Navy
(D53) Digital Mesh Shadow
(D54) Digital Mesh Fog
(D55) Digital Mesh Black
Dimension Mesh
(DBE) Dimension Mesh Berry
(DBK) Dimension Mesh Black
(DCL) Dimension Mesh Chalk
(DCH) Dimension Mesh Charcoal
(DCT) Dimension Mesh Citrus
(DCO) Dimension Mesh Cobalt
(DST) Dimension Mesh Fog
(DPB) Dimension Mesh Pool Blue
(DSD) Dimension Mesh Sand
(DGM) Dimension Mesh Shadow
- **Inside back textile** (upholstered back models)
Specify textile code.
- **Seat textile**
Specify textile code.
- **Frame finish**
(BLK) Black
(FOG) Fog. Add \$158.
(SHW) Shadow. Add \$158.
- **Lumbar support** (mesh back models)
(NAL) no lumbar
(ADL) adjustable lumbar. Add \$44.
- **Arm type**
(FP) P-style fixed arm. No upcharge.
(2D) height adjustable (depth sliding armcap). No upcharge.
(4D) height adjustable (width, depth and rotating sliding armcap). No upcharge.
- **Base type**
(B7) nylon base (color matches frame).
(A7) polished aluminum base. Add \$131.
- **Caster type**
(82) C82 2.5" casters for carpeted surfaces.
(8R) C82R 2.5" casters for most hard floor surfaces. Add \$21.
- **Moisture barrier** (seat)
(NB) no moisture barrier.
(MB) moisture barrier. Add \$81.
- For fully assembled chair in carton, please specify (SU). Add \$23.

EXAMPLE NOETIC ORDER CODE:

6074	DBK	FU75	BLK	ADL	2D	B7	82	NB
Model number	Mesh finish	Textile	Frame finish	Lumbar	Arm type	Base type	Caster type	Moisture barrier

DESCRIPTION	FEATURES	MODEL #	STANDARD TEXTILE GRADES											
			1	2	3	4	5	6	7	8	9	10	11	12
<p>Mesh Back Chair, Multi-Tilter COM: 0.75 YD 0.69 M Unit weight: 49 LB 22.3 KG Carton weight: 60 LB 27.22 KG Carton volume: 10.5 FT³ 0.29 MT³</p>		6070	1144	1168	1188	1212	1250	1285	1320	1351	1389	1425	1474	1543
			OVERALL DIMENSIONS			SEAT DIMENSIONS			BACK DIMENSIONS					
			W	D	H	W	D	H	W	H				
			IN	26	24	41.5	20	17.5-20	17.5-21.5	16	22			
		MM	660	610	1054	508	445-508	445-546	406	559				
		RTA 2		1 per carton										

DESCRIPTION	FEATURES	MODEL #	STANDARD TEXTILE GRADES											
			1	2	3	4	5	6	7	8	9	10	11	12
 <p>Upholstered Back Chair, Multi-Tilter COM: 1.5 YD 1.37 M Unit weight: 49 LB 22.3 KG Carton weight: 60 LB 27.22 KG Carton volume: 10.5 FT³ 0.29 MT³</p>		6071	1359	1407	1447	1495	1571	1641	1711	1773	1849	1921	2019	2157
			OVERALL DIMENSIONS			SEAT DIMENSIONS			BACK DIMENSIONS					
			W	D	H	W	D	H	W	D	H			
			IN	26	24	41.5	20	18.5-21	17.5-21.5	16	21			
			MM	660	610	1054	508	470-533	445-546	406	533			
		RTA 2		1 per carton										
 <p>Mesh Back Chair, Weight Sensing Synchro-Tilter COM: 0.75 YD 0.69 M Unit weight: 43.5 LB 19.8 KG Carton weight: 45.5 LB 20.64 KG Carton volume: 10.5 FT³ 0.29 MT³</p>		6074	1090	1114	1134	1158	1196	1231	1266	1297	1335	1371	1420	1489
			OVERALL DIMENSIONS			SEAT DIMENSIONS			BACK DIMENSIONS					
			W	D	H	W	D	H	W	D	H			
			IN	26	24	40	20	17.5-20	17-21	16	21			
			MM	660	610	1016	508	445-508	432-533	406	533			
		RTA 2		1 per carton										
 <p>Upholstered Back Chair, Weight Sensing Synchro-Tilter COM: 1.5 YD 1.37 M Unit weight: 43.5 LB 19.8 KG Carton weight: 44.5 LB 20.18 KG Carton volume: 10.5 FT³ 0.29 MT³</p>		6075	1307	1355	1395	1443	1519	1589	1659	1721	1797	1869	1967	2105
			OVERALL DIMENSIONS			SEAT DIMENSIONS			BACK DIMENSIONS					
			W	D	H	W	D	H	W	D	H			
			IN	26	24	40	20	17.5-20	17-21	16	21			
			MM	660	610	1016	508	445-508	432-533	406	533			
		RTA 2		1 per carton										
 <p>Mesh Back Chair, Height Adjustable Stool COM: 0.75 YD 0.69 M Unit weight: 38 LB 17.3 KG Carton weight: 49 LB 22.23 KG Carton volume: 10.5 FT³ 0.29 MT³</p>		6076	1240	1264	1284	1308	1346	1381	1416	1447	1485	1521	1570	1639
			OVERALL DIMENSIONS			SEAT DIMENSIONS			BACK DIMENSIONS					
			W	D	H	W	D	H	W	D	H			
			IN	26	24	51	20	17.5	25-35	16	21			
			MM	660	610	1295	508	445	635-889	406	533			
		RTA 2		1 per carton										
 <p>Upholstered Back Chair, Height Adjustable Stool COM: 1.5 YD 1.37 M Unit weight: 38.5 LB 17.5 KG Carton weight: 49.5 LB 22.45 KG Carton volume: 10.5 FT³ 0.29 MT³</p>		6077	1455	1503	1543	1591	1667	1737	1807	1869	1945	2017	2115	2253
			OVERALL DIMENSIONS			SEAT DIMENSIONS			BACK DIMENSIONS					
			W	D	H	W	D	H	W	D	H			
			IN	26	24	51	20	17	25-35	16	21			
			MM	660	610	1295	508	432	635-889	406	533			
		RTA 2		1 per carton										

OBUSFORME COMFORT



model 1240-3



model 1241-3



Optional Memory Foam
See right for details.



model 1261-3


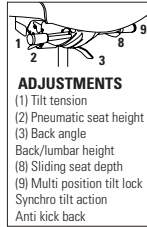


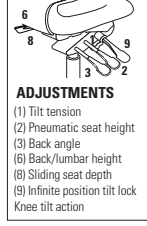



STANDARD FEATURES

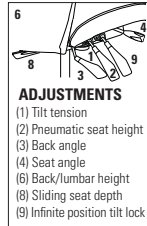
- ObusForme Comfort is recommended by chiropractors worldwide.
- Features a new elastomeric back support system that provides impressive comfortable support with no pressure points along the spine.
- Height, width and depth adjustable (**G3**) arms with self-skinned urethane (SSU) arm pads. Armcaps articulate inwards 30°.
- Five prong, injection molded, fiberglass reinforced nylon Black spider base with dual wheel carpet casters (**C65**).
- Standard seat foam is a dual cushion with a soft top layer and firm supportive lower layer.
- Sliding seat depth is standard on all synchro-tilter and multi-tilter models.
- Schukra™ depth adjustable lumbar support for personalized back support and comfort is standard on select models.
- Vari-Width (**WA**) width adjustable arm extensions are standard when chair is ordered with adjustable arms. Allows the arms to move away from the seat by 2" on each side to allow space if desired for broader hip widths.
- Standard with Global's high quality Soft Descent™ pneumatic lift which slowly and gently lowers the seat height of the chair making it easy to obtain the exact seat height you desire. All models are shipped partially KD.
- ObusForme Comfort heavy duty models can be found under the Heavy Duty section (page 90).
- Upholstery options: fabric, vinyl or leather. Vinyl and leather models may feature stitch detail across the seat and/or back cushions, if applicable.
- "P" petite seat models have a seat that is 0.75 shallower and 1.5" narrower than the standard seat.
- Petite seats have the same list prices as standard models.
- This series features braille embossing on mechanism adjustment levers on models ending in -0 and -3 for visually impaired users.

OPTIONAL FEATURES

- Seat available in memory foam, please specify (**MF**). Add \$106.
- Polished aluminum base with Black end guards (**B2**) is available, please specify (**ALU**). Add \$131.
- For hard surface flooring casters, please specify (**C65R**). Add \$21.
- For additional arm/caster options, please refer to the Arm and Caster section (page 105). *Optional casters may be priced higher than the standard casters for your chair and the difference will be charged. Lower priced optional casters will not be credited.*
- For fully assembled chair in carton, please specify (**SU**). Add \$23.

DESCRIPTION	FEATURES	MODEL #	STANDARD TEXTILE GRADES											
			1	2	3	4	5	6	7	8	9	10	11	12
 <p>High Back Synchro-Tilter COM: 2.25 YD 2.06 M Unit weight: 58 LB 26.4 KG Carton weight: 67 LB 30.39 KG Carton volume: 11 FT³ 0.31 MT³</p>	 <p>ADJUSTMENTS (1) Tilt tension (2) Pneumatic seat height (3) Back angle (6) Back/lumbar height (8) Sliding seat depth (9) Multi position tilt lock Synchro tilt action Anti kick back</p>	1240-0 1011 1083 1144 1214 1328 1434 1540 1632 1747 1855 2001 2208 1240P-0 Petite seat IN W19.5 D16.75-19.75 H16-20 MM W495 D425-502 H406-508	OVERALL DIMENSIONS W D H			SEAT DIMENSIONS W D H			BACK DIMENSIONS W H					
		IN 26 25 48 21 17.5-20.5 16-20 19.5 27-32.25 MM 660 635 1219 533 445-521 406-508 495 686-819	RTA 2		 1 per carton									
 <p>High Back Knee-Tilter COM: 2.25 YD 2.06 M Unit weight: 58 LB 26.4 KG Carton weight: 67 LB 30.39 KG Carton volume: 11 FT³ 0.31 MT³</p>	 <p>ADJUSTMENTS (1) Tilt tension (2) Pneumatic seat height (3) Back angle (6) Back/lumbar height (8) Sliding seat depth (9) Infinite position tilt lock Knee tilt action</p>	1240-2 1152 1224 1285 1355 1469 1575 1681 1773 1888 1996 2142 2349 1240P-2 Petite seat IN W19.5 D16.75-19.25 H16.5-20.5 MM W495 D425-489 H419-521	OVERALL DIMENSIONS W D H			SEAT DIMENSIONS W D H			BACK DIMENSIONS W H					
		IN 26 25 48.5 21 17.5-20 16.5-20.5 19.5 27-32.25 MM 660 635 1232 533 445-508 419-521 495 686-819	RTA 2		 1 per carton									

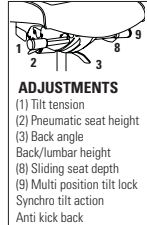
DESCRIPTION FEATURES MODEL # STANDARD TEXTILE GRADES



High Back Multi-Tilter
 COM: 2.25 YD | 2.06 M
 Unit weight: 60 LB | 27.3 KG
 Carton weight: 69 LB | 31.3 KG
 Carton volume: 11 FT³ | 0.31 MT³

Ergonomic features:
 A, B, C, D, E, F, G, H, M, N, Q, R, S, U

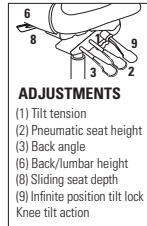
		1	2	3	4	5	6	7	8	9	10	11	12
1240-3		1011	1083	1144	1214	1328	1434	1540	1632	1747	1855	2001	2208
1240P-3	Petite seat	IN W19.5 D16.75-19.75 H16-20 MM W495 D425-502 H406-508											
OVERALL DIMENSIONS		W	D	H	SEAT DIMENSIONS			BACK DIMENSIONS					
IN	MM	26	25	48	21	17.5-20.5	16-20	19.5	27-32.25				
		660	635	1219	533	445-521	406-508	495	686-819				
		RTA 2			1 per carton								



Medium Back Synchro-Tilter
 COM: 2 YD | 1.83 M
 Unit weight: 60 LB | 27.3 KG
 Carton weight: 69 LB | 31.3 KG
 Carton volume: 10.5 FT³ | 0.29 MT³

Ergonomic features:
 A, B, C, D, E, G, H, L, M, N, Q, R, U

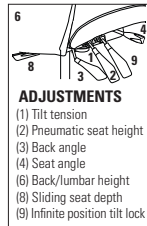
		1	2	3	4	5	6	7	8	9	10	11	12
1241-0		954	1018	1072	1134	1236	1330	1424	1506	1608	1704	1834	2018
1241P-0	Petite seat	IN W19.5 D16.75-19.75 H16-20 MM W495 D425-502 H406-508											
OVERALL DIMENSIONS		W	D	H	SEAT DIMENSIONS			BACK DIMENSIONS					
IN	MM	26	25	44	21	17.5-20.5	16-20	19.5	22-27.25				
		660	635	1118	533	445-521	406-508	495	559-692				
		RTA 2			1 per carton								



Medium Back Knee-Tilter
 COM: 2 YD | 1.83 M
 Unit weight: 58 LB | 26.4 KG
 Carton weight: 67 LB | 30.39 KG
 Carton volume: 10.5 FT³ | 0.29 MT³

Ergonomic features:
 A, B, C, D, E, G, H, J, M, N, Q, R, U

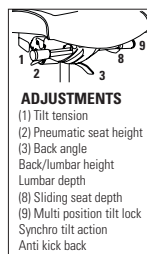
		1	2	3	4	5	6	7	8	9	10	11	12
1241-2		1098	1162	1216	1278	1380	1474	1568	1650	1752	1848	1978	2162
1241P-2	Petite seat	IN W19.5 D16.75-19.25 H16.5-20.5 MM W495 D425-489 H419-521											
OVERALL DIMENSIONS		W	D	H	SEAT DIMENSIONS			BACK DIMENSIONS					
IN	MM	26	25	44.5	21	17.5-20	16.5-20.5	19.5	22-27.25				
		660	635	1130	533	445-508	419-521	495	559-692				
		RTA 2			1 per carton								



Medium Back Multi-Tilter
 COM: 2 YD | 1.83 M
 Unit weight: 58 LB | 26.4 KG
 Carton weight: 67 LB | 30.39 KG
 Carton volume: 10.5 FT³ | 0.29 MT³

Ergonomic features:
 A, B, C, D, E, F, G, H, M, N, Q, R, S, U


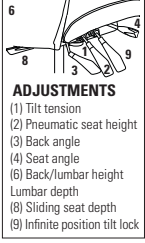

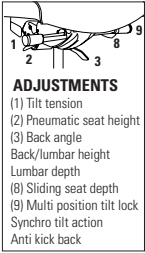

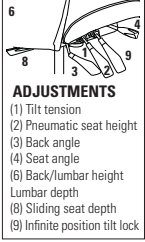
		1	2	3	4	5	6	7	8	9	10	11	12
1241-3		954	1018	1072	1134	1236	1330	1424	1506	1608	1704	1834	2018
1241P-3	Petite seat	IN W19.5 D16.75-19.75 H16-20 MM W495 D425-502 H406-508											
OVERALL DIMENSIONS		W	D	H	SEAT DIMENSIONS			BACK DIMENSIONS					
IN	MM	26	25	44	21	17.5-20.5	16-20	19.5	22-27.25				
		660	635	1118	533	445-521	406-508	495	559-692				
		RTA 2			1 per carton								



High Back Synchro-Tilter w/Schukra
 COM: 2.25 YD | 2.06 M
 Unit weight: 58 LB | 26.4 KG
 Carton weight: 67 LB | 30.39 KG
 Carton volume: 11 FT³ | 0.31 MT³

Ergonomic features:
 A, B, C, D, E, G, H, L, M, N, Q, R, U, V

		1	2	3	4	5	6	7	8	9	10	11	12
1260-0		1133	1205	1266	1336	1450	1556	1662	1754	1869	1977	2123	2330
1260P-0	Petite seat	IN W19.5 D16.75-19.75 H16-20 MM W495 D425-502 H406-508											
OVERALL DIMENSIONS		W	D	H	SEAT DIMENSIONS			BACK DIMENSIONS					
IN	MM	26	25	48	21	17.5-20.5	16-20	19.5	27-32.25				
		660	635	1219	533	445-521	406-508	495	686-819				
		RTA 2			1 per carton								

DESCRIPTION	FEATURES	MODEL #	STANDARD TEXTILE GRADES														
			1	2	3	4	5	6	7	8	9	10	11	12			
 <p>High Back Multi-Tilter w/Schukra COM: 2.25 YD 2.06 M Unit weight: 60 LB 27.3 KG Carton weight: 69 LB 31.3 KG Carton volume: 11 FT³ 0.31 MT³</p>	 <p>ADJUSTMENTS (1) Tilt tension (2) Pneumatic seat height (3) Back angle (4) Seat angle (6) Back/lumbar height Lumbar depth (8) Sliding seat depth (9) Infinite position tilt lock</p>	<p>Ergonomic features: A, B, C, D, E, F, G, H, M, N, Q, R, S, U, V</p>	<p>1260-3 1133 1205 1266 1336 1450 1556 1662 1754 1869 1977 2123 2330 1260P-3 Petite seat IN W19.5 D16.75-19.75 H16-20 MM W495 D425-502 H406-508</p>														
			<p>OVERALL DIMENSIONS</p>			<p>SEAT DIMENSIONS</p>			<p>BACK DIMENSIONS</p>								
			IN	26	25	48	21	17.5-20.5	16-20	19.5	27-32.25						
MM	660	635	1219	533	445-521	406-508	495	686-819									
				RTA 2	courier	1 per carton											
 <p>Medium Back Synchro-Tilter w/Schukra COM: 2 YD 1.83 M Unit weight: 56 LB 25.5 KG Carton weight: 65 LB 29.48 KG Carton volume: 10.5 FT³ 0.29 MT³</p>	 <p>ADJUSTMENTS (1) Tilt tension (2) Pneumatic seat height (3) Back angle Back/lumbar height Lumbar depth (8) Sliding seat depth (9) Multi position tilt lock Synchro tilt action Anti kick back</p>	<p>Ergonomic features: A, B, C, D, E, G, H, L, M, N, Q, R, U, V</p>	<p>1261-0 1075 1139 1193 1255 1357 1451 1545 1627 1729 1825 1955 2139 1261P-0 Petite seat IN W19.5 D16.75-19.75 H16-20 MM W495 D425-502 H406-508</p>														
			<p>OVERALL DIMENSIONS</p>			<p>SEAT DIMENSIONS</p>			<p>BACK DIMENSIONS</p>								
			IN	26	25	44	21	17.5-20.5	16-20	19.5	22-27.25						
MM	660	635	1118	533	445-521	406-508	495	559-692									
				RTA 2	courier	1 per carton											
 <p>Medium Back Multi-Tilter w/Schukra COM: 2 YD 1.83 M Unit weight: 58 LB 26.4 KG Carton weight: 67 LB 30.39 KG Carton volume: 10.5 FT³ 0.29 MT³</p>	 <p>ADJUSTMENTS (1) Tilt tension (2) Pneumatic seat height (3) Back angle (4) Seat angle (6) Back/lumbar height Lumbar depth (8) Sliding seat depth (9) Infinite position tilt lock</p>	<p>Ergonomic features: A, B, C, D, E, F, G, H, M, N, Q, R, S, U, V</p>	<p>1261-3 1075 1139 1193 1255 1357 1451 1545 1627 1729 1825 1955 2139 1261P-3 Petite seat IN W19.5 D16.75-19.75 H16-20 MM W495 D425-502 H406-508</p>														
			<p>OVERALL DIMENSIONS</p>			<p>SEAT DIMENSIONS</p>			<p>BACK DIMENSIONS</p>								
			IN	26	25	44	21	17.5-20.5	16-20	19.5	22-27.25						
MM	660	635	1118	533	445-521	406-508	495	559-692									
				RTA 2	courier	1 per carton											

PREFER



model 8458NA









model 8459

STANDARD FEATURES

- A sleek and comfortable multi-purpose chair beautifully suited for conference, collaboration and training environments. Designed by Norbert Geelen.
- Swivel tilt function with no visible levers or mechanisms.
- Standard with Asphalt or Alabaster frame and base with fixed arms.
- Integrated seat height adjustment lever is intuitive and easy to use.
- Dual wheel carpet casters are standard. Black (**CB2**) casters standard on Asphalt base models. Fog Grey (**8F**) casters standard on Alabaster base models.
- Upholstery options: fabric, vinyl or leather. Vinyl and leather models may feature stitch detail across the seat and/or back cushions, if applicable.

OPTIONAL FEATURES

- Dimension Mesh is available in Berry (DBE), Black (DBK), Chalk (DCL), Charcoal (DCH), Citrus (DCT), Cobalt (DCO), Fog (DST), Pool Blue (DPB), Sand (DSD) and Shadow (DGM).
- Polished aluminum (**AL**) base is available on Asphalt and Alabaster frames. Add \$175.
- Polished aluminum (**AQ**) arms are available on Asphalt and Alabaster fixed arm models. Add \$151
- For Asphalt base on Alabaster frame, please specify (**BK**). No upcharge.
- For Alabaster base on Asphalt frame, please specify (**AE**). Add \$35.
- For hard surface Black glides, please specify (**HG**). Add \$49.
- For hard surface flooring casters, please specify (**8R**) for Black and (**2F**) for Fog. Add \$21.
- For fully assembled chair in carton, please specify (**SU**). Add \$23.

DESCRIPTION	FEATURES	MODEL #	STANDARD TEXTILE GRADES											
			1	2	3	4	5	6	7	8	9	10	11	12
 <p>Medium Back Tilter Chair - Asphalt Base/Frame COM: 1 YD 0.91 M Unit weight: 26 LB 11.8 KG Carton weight: 33 LB 14.97 KG Carton volume: 9.5 FT³ 0.26 MT³</p> <p>Ergonomic features: C, M</p>	<p>RTA 1  1 per carton</p>	8458	1163	1195	1222	1253	1304	1351	1398	1439	1490	1538	1603	1695
		<p>OVERALL DIMENSIONS</p> <p>W D H</p>			<p>SEAT DIMENSIONS</p> <p>W D H</p>			<p>BACK DIMENSIONS</p> <p>W H</p>						
		IN	25.5	24	39	19.75	18.5	18-22	20	19				
		MM	648	610	991	502	470	457-559	508	483				
 <p>Medium Back Tilter Chair - Alabaster Base/Frame COM: 1 YD 0.91 M Unit weight: 26 LB 11.8 KG Carton weight: 33 LB 14.97 KG Carton volume: 9.5 FT³ 0.26 MT³</p> <p>Ergonomic features: C, M</p>	<p>RTA 1  1 per carton</p>	8459	1196	1228	1255	1286	1337	1384	1431	1472	1523	1571	1636	1728
		<p>OVERALL DIMENSIONS</p> <p>W D H</p>			<p>SEAT DIMENSIONS</p> <p>W D H</p>			<p>BACK DIMENSIONS</p> <p>W H</p>						
		IN	25.5	24	39	19.75	18.5	18-22	20	19				
		MM	648	610	991	502	470	457-559	508	483				
 <p>Height Adjustable Stool - Asphalt Base/Frame COM: 1 YD 0.91 M Unit weight: 31 LB 14.1 KG Carton weight: 38 LB 17.24 KG Carton volume: 9.5 FT³ 0.26 MT³</p> <p>Ergonomic features: C, M</p>	<p>RTA 1  1 per carton</p>	8458S	1340	1372	1399	1430	1481	1528	1575	1616	1667	1715	1780	1872
		<p>OVERALL DIMENSIONS</p> <p>W D H</p>			<p>SEAT DIMENSIONS</p> <p>W D H</p>			<p>BACK DIMENSIONS</p> <p>W H</p>						
		IN	25.5	24	46.25	19.75	18.5	23.5-31.5	20	19				
		MM	648	610	1175	502	470	597-800	508	483				
 <p>Height Adjustable Stool - Alabaster Base/Frame COM: 1 YD 0.91 M Unit weight: 31 LB 14.1 KG Carton weight: 38 LB 17.24 KG Carton volume: 9.5 FT³ 0.26 MT³</p> <p>Ergonomic features: C, M</p>	<p>RTA 1  1 per carton</p>	8459S	1374	1406	1433	1464	1515	1562	1609	1650	1701	1749	1814	1906
		<p>OVERALL DIMENSIONS</p> <p>W D H</p>			<p>SEAT DIMENSIONS</p> <p>W D H</p>			<p>BACK DIMENSIONS</p> <p>W H</p>						
		IN	25.5	24	46.25	19.75	18.5	23.5-31.5	20	19				
		MM	648	610	1175	502	470	597-800	508	483				

ROMA

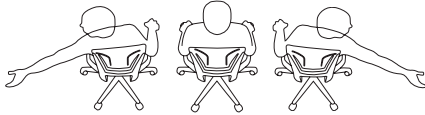


model 1906

model 1908



Optional RA Arms
See right for details.



The polypropylene medium back and the upholstered medium back feature a flexible back construction that provides support, proper spinal alignment and comfort when moving or reaching in a seated position.

Roma Nesting Chairs




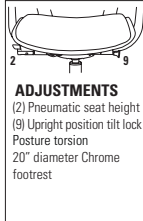

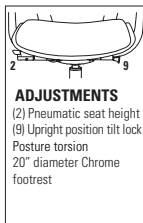
For Roma nesting chairs, please see page 71.





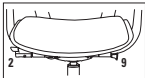


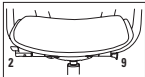


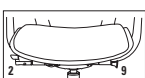




STANDARD FEATURES

- Flexible, elegant and affordable, Roma offers a family of seating with simple clean lines.
- Roma features an exclusive chair control mechanism which allows the chair back and arms to recline together while the chair seat moves just enough to ensure comfort.
- The series includes nesting chairs, task seating and stools, with and without arms.
- Four back versions are available: mesh, upholstered, flexible polypropylene or honeycomb polypropylene.
- Flexible polypropylene back chair features a built in lumbar support designed to move as you move and is available exclusively in Black.
- The task chair upholstered back features a removable cover for on-site replacement and cleaning.
- Fixed arms are durable fiberglass reinforced nylon, fixed height. Standard with soft, durable, self-skinned urethane (SSU) armcaps that are warm to the touch.
- Standard with Global's high quality Soft Descent™ pneumatic lift which slowly and gently lowers the seat height of the chair making it easy to obtain the exact seat height you desire.
- Task chairs and stools are standard with a five prong, injection molded, fiberglass reinforced nylon Black spider base with dual wheel carpet casters (C1).
- Upholstery options: fabric, vinyl or leather. Vinyl and leather models may feature stitch detail across the seat and/or back cushions, if applicable.

OPTIONAL FEATURES

- Breathable mesh back is available in six colors: Autumn Orange (AO), Fall Burgundy (FB), Midnight Black (MB), Spring Green (SG), Summer Blue (SB) and Winter Grey (WG).
- Optional polished aluminum base is available, please specify (ALU). Add \$131.
- A height adjustable arm with a self-skinned urethane (SSU) arm pad is optionally available for task seating, please specify (RA). Add \$62.
- For hard surface flooring casters, please specify (CSR). Add \$21.
- For additional caster options, please refer to the Arm and Caster section (page 105). *Optional casters may be priced higher than the standard casters for your chair and the difference will be charged. Lower priced optional casters will not be credited.*
- For fully assembled chair in carton, please specify (SU). Add \$23.

DESCRIPTION	FEATURES	MODEL #	STANDARD TEXTILE GRADES														
			1	2	3	4	5	6	7	8	9	10	11	12			
 <p>Mesh Medium Back - Stool COM: 1 YD 0.91 M Unit weight: 42 LB 19.1 KG Carton weight: 50 LB 22.68 KG Carton volume: 9.25 FT³ 0.26 MT³</p>	 <p>ADJUSTMENTS (2) Pneumatic seat height (9) Upright position tilt lock Posture torsion 20" diameter Chrome footrest</p>	<p>Ergonomic features: B, C, G, M, N</p>	1876	908	940	967	998	1049	1096	1143	1184	1235	1283	1348	1440		
			OVERALL DIMENSIONS			SEAT DIMENSIONS			BACK DIMENSIONS								
			W	D	H	W	D	H	W	H							
			IN 25.5 MM 648	23.5 597	48 1219	19.5 495	18 457	24.5-34.5 622-876	18.5 470	19 483							
 <p>Polypropylene Medium Back - Stool COM: 1 YD 1.6 M Unit weight: 42 LB 19.1 KG Carton weight: 50 LB 22.68 KG Carton volume: 9.25 FT³ 0.26 MT³</p>	 <p>ADJUSTMENTS (2) Pneumatic seat height (9) Upright position tilt lock Posture torsion 20" diameter Chrome footrest</p>	<p>Ergonomic features: B, C, G, M, N</p>	1877	908	940	967	998	1049	1096	1143	1184	1235	1283	1348	1440		
			OVERALL DIMENSIONS			SEAT DIMENSIONS			BACK DIMENSIONS								
			W	D	H	W	D	H	W	H							
			IN 25.5 MM 648	23.5 597	48 1219	19.5 495	18 457	24.5-34.5 622-876	18.5 470	19 483							

DESCRIPTION	FEATURES	MODEL #	STANDARD TEXTILE GRADES														
			1	2	3	4	5	6	7	8	9	10	11	12			
 <p>Honeycomb Medium Back - Stool COM: 1 YD 0.91 M Unit weight: 42 LB 19.1 KG Carton weight: 50 LB 22.68 KG Carton volume: 9.25 FT³ 0.26 MT³</p>	 <p>ADJUSTMENTS (2) Pneumatic seat height (9) Upright position tilt lock Posture torsion 20" diameter Chrome footrest</p>	<p>Ergonomic features: B, C, G, M, N</p>	1879	938	970	997	1028	1079	1126	1173	1214	1265	1313	1378	1470		
			OVERALL DIMENSIONS			SEAT DIMENSIONS			BACK DIMENSIONS								
			W	D	H	W	D	H	W	H							
			IN 25.5	23.5	48	19.5	18	24.5-34.5	18.5	19							
			MM 648	597	1219	495	457	622-876	470	483							
			RTA 2		1 per carton												
 <p>Honeycomb Medium Back - w/Arms COM: 1 YD 0.91 M Unit weight: 37 LB 16.8 KG Carton weight: 45 LB 20.41 KG Carton volume: 9.25 FT³ 0.26 MT³</p>	 <p>ADJUSTMENTS (2) Pneumatic seat height (9) Upright position tilt lock Posture torsion</p>	<p>Ergonomic features: B, C, G, M, N</p>	1897	828	860	887	918	969	1016	1063	1104	1155	1203	1268	1360		
			OVERALL DIMENSIONS			SEAT DIMENSIONS			BACK DIMENSIONS								
			W	D	H	W	D	H	W	H							
			IN 25.5	23.5	38	19.5	18	15-19	18.5	19							
			MM 648	597	965	495	457	381-483	470	483							
			RTA 2		1 per carton												
 <p>Mesh Medium Back - w/Arms COM: 1 YD 0.91 M Unit weight: 37 LB 16.8 KG Carton weight: 45 LB 20.41 KG Carton volume: 9.25 FT³ 0.26 MT³</p>	 <p>ADJUSTMENTS (2) Pneumatic seat height (9) Upright position tilt lock Posture torsion</p>	<p>Ergonomic features: B, C, G, M, N</p>	1906	799	831	858	889	940	987	1034	1075	1126	1174	1239	1331		
			OVERALL DIMENSIONS			SEAT DIMENSIONS			BACK DIMENSIONS								
			W	D	H	W	D	H	W	H							
			IN 25.5	23.5	36.25	19.5	18	15-19	18.5	19							
			MM 648	597	921	495	457	381-483	470	483							
			RTA 2		1 per carton												
 <p>Polypropylene Medium Back - w/Arms COM: 1 YD 0.91 M Unit weight: 37 LB 16.8 KG Carton weight: 45 LB 20.41 KG Carton volume: 9.25 FT³ 0.26 MT³</p>	 <p>ADJUSTMENTS (2) Pneumatic seat height (9) Upright position tilt lock Posture torsion</p>	<p>Ergonomic features: B, C, G, M, N</p>	1907	799	831	858	889	940	987	1034	1075	1126	1174	1239	1331		
			OVERALL DIMENSIONS			SEAT DIMENSIONS			BACK DIMENSIONS								
			W	D	H	W	D	H	W	H							
			IN 25.5	23.5	36.25	19.5	18	15-19	18.5	19							
			MM 648	597	921	495	457	381-483	470	483							
			RTA 2		1 per carton												
 <p>Upholstered Medium Back - w/Arms COM: 1.75 YD 1.6 M Unit weight: 37 LB 16.8 KG Carton weight: 45 LB 20.41 KG Carton volume: 9.25 FT³ 0.26 MT³</p>	 <p>ADJUSTMENTS (2) Pneumatic seat height (9) Upright position tilt lock Posture torsion</p>	<p>Ergonomic features: B, C, G, M, N</p>	1908	855	911	958	1013	1102	1184	1266	1338	1427	1511	1625	1786		
			OVERALL DIMENSIONS			SEAT DIMENSIONS			BACK DIMENSIONS								
			W	D	H	W	D	H	W	H							
			IN 25.5	23.5	36.25	19.5	18	15-19	18.5	19							
			MM 648	597	921	495	457	381-483	470	483							
			RTA 2		1 per carton												

SOLAR



model 8456



model 8457



model 8456NA







model 8457NA

STANDARD FEATURES

- A sophisticated and versatile mesh seating solution for conference and collaborative environments. Designed by Paul Brooks.
- One-piece molded frame is extremely light (chair weighs 24 lbs./10.9 kg) and exceeds BIFMA standard for commercial applications.
- Cascading forward seat surface and reverse edge profile provide better leg clearance and comfort.
- Integrated seat height adjustment lever is intuitive and easy to use.
- The under seat structure maintains the seamless and fluid aesthetic that defines Solar.
- All bases are standard with Black (C1) dual wheel carpet casters.

OPTIONAL FEATURES

- Mesh is available in Midnight (MDN), Storm (STM) and Dove (DVE).
- Polished aluminum base is available, please specify (PA). Add \$175.
- Alabaster (AE) base can be ordered on Asphalt (BK) frame, please specify. Add \$35.
- Asphalt (APT) base can be ordered on Alabaster (ABR) frame, please specify. No upcharge.
- For hard surface Black glides, please specify (HG). Add \$49.
- For hard surface flooring casters C9R, please specify (ID). Add \$21.
- For fully assembled chair in carton, please specify (SU). Add \$23.

DESCRIPTION	FEATURES	MODEL #	STANDARD TEXTILE GRADES																																					
 <p>Medium Back Mesh Tilter - Asphalt Base/Frame COM: N/A Unit weight: 20 LB 9.1 KG Carton weight: 27 LB 12.25 KG Carton volume: 9.5 FT³ 0.26 MT³</p>	<p>Ergonomic features: C, M</p>	List price																																						
		8456	964																																					
		<table border="1"> <thead> <tr> <th rowspan="2"></th> <th colspan="3">OVERALL DIMENSIONS</th> <th colspan="3">SEAT DIMENSIONS</th> <th colspan="2">BACK DIMENSIONS</th> </tr> <tr> <th>W</th> <th>D</th> <th>H</th> <th>W</th> <th>D</th> <th>H</th> <th>W</th> <th>H</th> </tr> </thead> <tbody> <tr> <td>IN</td> <td>23.5</td> <td>23</td> <td>37.5</td> <td>19.25</td> <td>17</td> <td>16-20</td> <td>19</td> <td>19</td> </tr> <tr> <td>MM</td> <td>597</td> <td>584</td> <td>953</td> <td>489</td> <td>432</td> <td>406-508</td> <td>483</td> <td>483</td> </tr> </tbody> </table>				OVERALL DIMENSIONS			SEAT DIMENSIONS			BACK DIMENSIONS		W	D	H	W	D	H	W	H	IN	23.5	23	37.5	19.25	17	16-20	19	19	MM	597	584	953	489	432	406-508	483	483	<p>RTA 1  1 per carton</p>
	OVERALL DIMENSIONS			SEAT DIMENSIONS			BACK DIMENSIONS																																	
	W	D	H	W	D	H	W	H																																
IN	23.5	23	37.5	19.25	17	16-20	19	19																																
MM	597	584	953	489	432	406-508	483	483																																
 <p>Medium Back Mesh Tilter - Alabaster Base/Frame COM: N/A Unit weight: 20 LB 9.1 KG Carton weight: 27 LB 12.25 KG Carton volume: 9.5 FT³ 0.26 MT³</p>	<p>Ergonomic features: C, M</p>	List price																																						
		8457	1068																																					
		<table border="1"> <thead> <tr> <th rowspan="2"></th> <th colspan="3">OVERALL DIMENSIONS</th> <th colspan="3">SEAT DIMENSIONS</th> <th colspan="2">BACK DIMENSIONS</th> </tr> <tr> <th>W</th> <th>D</th> <th>H</th> <th>W</th> <th>D</th> <th>H</th> <th>W</th> <th>H</th> </tr> </thead> <tbody> <tr> <td>IN</td> <td>23.5</td> <td>23</td> <td>37.5</td> <td>19.25</td> <td>17</td> <td>16-20</td> <td>19</td> <td>19</td> </tr> <tr> <td>MM</td> <td>597</td> <td>584</td> <td>953</td> <td>489</td> <td>432</td> <td>406-508</td> <td>483</td> <td>483</td> </tr> </tbody> </table>				OVERALL DIMENSIONS			SEAT DIMENSIONS			BACK DIMENSIONS		W	D	H	W	D	H	W	H	IN	23.5	23	37.5	19.25	17	16-20	19	19	MM	597	584	953	489	432	406-508	483	483	<p>RTA 1  1 per carton</p>
	OVERALL DIMENSIONS			SEAT DIMENSIONS			BACK DIMENSIONS																																	
	W	D	H	W	D	H	W	H																																
IN	23.5	23	37.5	19.25	17	16-20	19	19																																
MM	597	584	953	489	432	406-508	483	483																																

SORA



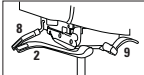
model 6941-8



model 6942-8

MECHANISM:

Weight sensing synchro-tilter mechanism (-8)



ADJUSTMENTS

- Automatic tilt tension
- (2) Pneumatic seat height
- Back/lumbar height
- (8) Sliding seat depth
- (9) Multi position tilt lock

Ergonomic features:

B, C, D, E, H, L, M, N, Q, R, U, V

STANDARD FEATURES

- Designed in three seat sizes and two back sizes to accommodate many body shapes.
- The upper back shape encourages free lateral movement.
- Features a weight sensing synchro-tilter mechanism (8) that requires no tilt tension adjustment.
- Side activated sliding seat depth adjustment (MD).
- 4.4" adjustable lumbar area for personalized comfort and support is standard.
- Standard with Global's high quality Soft Descent™ 4" travel pneumatic lift which slowly and gently lowers the seat height of the chair making it easy to obtain the exact seat height you desire.
- 4.5" travel height adjustable arms.
- Five prong, injection molded, fiberglass reinforced nylon base with dual wheel casters.
- Sora is fully compliant with the latest BIFMA G1, GSA and CGSB specifications.
- Frame is only available in Black.
- Upholstery options: fabric, vinyl or leather. Vinyl and leather models may feature stitch detail across the seat and/or back cushions, if applicable.
- This series features braille embossing on mechanism adjustment levers for visually impaired users.

OPTIONAL FEATURES

- Height (E2), height and width adjustable (E3), and fully ergonomic arms (E4) are available.
- Fully ergonomic arms (E4) are height and width (1.4" travel) adjustable arms with sliding armcaps. Sliding armcaps travel 1" in width and 2" in depth, and articulate 20° inwards and 10° outwards to aim toward the keyboard or mouse area.
- Mesh backs are available in 24 brilliant Vue colors.

Please add option codes in the following order:



- **Model number**
6941 High back
6942 Medium back
- **Textile**
Specify textile code for seat.
- **Mechanism**
(8) Weight sensing synchro-tilter.
- **Arms**
(E2) Height adjustable arms. No upcharge.
(E3) Height and width adjustable arms. Add \$46.
(E4) Fully ergonomic arms. Add \$131.
- **Base**
(B7) Black nylon base. No upcharge.
(A7) Polished aluminum base. Add \$131.
- **Casters**
(B2) C82 dual wheel carpet casters. No upcharge.
(B8) C82R dual wheel hard floor casters. Add \$21.
- **Mesh** (colors shown on website)
(VU10) Sandy Beach **(VU23)** Chartreuse
(VU11) Desert Sand **(VU26)** Pool Blue
(VU12) Orange Sunset **(VU28)** Sky
(VU13) Chocolate Fountain **(VU32)** Primary Blue
(VU14) Arctic Blue **(VU34)** Tangerine
(VU15) Quarry Grey **(VU37)** Paprika
(VU16) Tidal Wave **(VU40)** Grain
(VU17) Ivy Moss **(VU43)** Yellow
(VU18) Red Rose **(VU55)** Silver Grey
(VU19) Coal Black **(VU63)** Silver
(VU20) White **(VU65)** Hot Pink
(VU21) Lime **(VU70)** Red Mittens
- **Seat Size**
(P) Petite seat, 17" wide.
(S) Standard seat, 18.5" wide.
(G) Generous seat, 19.5" wide.
- **Cylinder**
(4L) Standard (4"). No upcharge.
(5L) High (5"). Seat height: 17.5" - 22.5". No upcharge.
(4S) Short (4"). Seat height: 14.8" - 18.7". Seat height range achieved using (C1) casters. No upcharge.

EXAMPLE SORA ORDER CODE:

6942	-HD08	-8	-E4	-A7	-82	-VU32	-S	-4L
Model #	Textile	Mechanism	Arm	Base	Casters	Mesh	Seat	Cylinder

Sora recommended dimensional information: based on measurements with weight sensing synchro-tilter mechanism				
	Distance between arms (pivot not included)	Standard arm height	Seat depth range	Standard seat height
Petite seat (P) Soft Descent 4" lift & (E4) arm	14.7" - 17.5" = 2.8" adjustment 373mm - 443mm = 70mm adjustment	7" - 11.5" 176mm - 297mm	15.5" - 18.5" 394mm - 470mm	16.1" - 20.1" 410mm - 511mm
Standard seat (S) Soft Descent 4" lift & (E4) arm	16.2" - 19" = 2.8" adjustment 414mm - 484mm = 70mm adjustment		16.5" - 19.5" 420mm - 495mm	
Generous seat (G) Soft Descent 4" lift & (E4) arm	17.2" - 20" = 2.8" adjustment 437mm - 507mm = 70mm adjustment		17.5" - 19.75" 444mm - 502mm	

Measurements shown are measured to the requirements of BIFMA G1-2013 / CGSB 44.232-2008.

DESCRIPTION	FEATURES	MODEL #	STANDARD TEXTILE GRADES											
			1	2	3	4	5	6	7	8	9	10	11	12
 <p>HB Weight Sensing Synchro-Tilter COM: 1 YD 0.91 M Unit weight: 48 LB 21.8 KG Carton weight: 60 LB 27.22 KG Carton volume: 20.5 FT³ 0.58 MT³</p>		6941	1086	1118	1145	1176	1227	1274	1321	1362	1413	1461	1526	1618
			OVERALL DIMENSIONS			SEAT DIMENSIONS			BACK DIMENSIONS					
			W	D	H	W	D	H	W	H				
			IN 25	24	42.5	18.5	16.5-19.5	16.1-20.1	18	26				
			MM 635	610	1080	470	419-495	409-511	457	660				
			RTA 00	1 per carton										
 <p>MB Weight Sensing Synchro-Tilter COM: 1 YD 0.91 M Unit weight: 46 LB 20.9 K Carton weight: 58 LB 26.31 KG Carton volume: 20.5 FT³ 0.58 MT³</p>		6942	1060	1092	1119	1150	1201	1248	1295	1336	1387	1435	1500	1592
			OVERALL DIMENSIONS			SEAT DIMENSIONS			BACK DIMENSIONS					
			W	D	H	W	D	H	W	H				
			IN 25	24	40.5	18.5	16.5-19.5	16.1-20.1	18	24				
			MM 635	610	1029	470	419-495	409-511	457	610				
			RTA 00	1 per carton										

SPRITZ

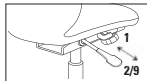


Optional Lumbar Pad
Choose your mesh + lumbar pad color option. See optional features for details.

model 6761-4

MECHANISM OPTIONS:

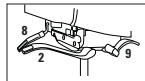
Tilter mechanism (-4)



ADJUSTMENTS
(1) Tilt tension
(2) Pneumatic seat height
(9) Upright position tilt lock
Center tilt action

Ergonomic features:
A, B, C, D, H, M, N, Q, S, U

Weight sensing synchro-tilter mechanism (-8)



ADJUSTMENTS
Automatic tilt tension
(2) Pneumatic seat height
(8) Sliding seat depth
(9) Multi position tilt lock

Ergonomic features:
A, B, C, D, E, H, L, M, N, Q, U

Spritz Nesting & Multi-Purpose Chairs



For Spritz nesting and multi-purpose chairs, please see page 81.

STANDARD FEATURES

- An exceptionally comfortable chair series featuring a sophisticated, translucent mesh and models for all applications.
- Side activated sliding seat depth adjustment (**MD**) is standard on weight sensing synchro tilter control mechanism.
- Standard with height adjustable, forward swept arms and sliding armcaps (**G4**).
- Standard with Global's high quality Soft Descent™ pneumatic lift which slowly and gently lowers the seat height of the chair making it easy to obtain the exact seat height you desire.
- Five prong, injection molded, fiberglass reinforced nylon Black base with dual wheel carpet casters (**C10**).
- Upholstery options for seat: fabric, vinyl or leather. Vinyl and leather models may feature stitch detail across the seat and/or back cushions, if applicable.
- This series features braille embossing on adjustment levers on synchro-tilter mechanism (-8) for visually impaired users.

OPTIONAL FEATURES





- For fully assembled chair in carton, please specify (**SU**). Add \$23.
- For additional arm/caster options, please refer to the Arm and Caster section (page 105). *Optional casters may be priced higher than the standard casters for your chair and the difference will be charged. Lower priced optional casters will not be credited.*

Please add option codes in the following order:

- **Model number**
6761 Task chair
Add (-4) to model # if ordering tilter mechanism.
Add (-8) to model # if ordering weight sensing synchro-tilter mechanism.
- **Textile**
Specify textile code for seat.
- **Arms**
(**G4**) Black nylon arms w/SSU armcaps.
(**C**) Fixed black nylon arm. No upcharge.
- **Base**
(**SD**) Black nylon base.
(**M2**) Chrome Spider Base. Add \$68.
- **Casters**
(**DM**) C10 dual wheel carpet casters.
(**DL**) C10R dual wheel hard floor casters. Add \$20.
- **Mesh** (colors shown on website)
(**U1**) Black
(**U2**) Burgundy
(**U3**) Blue
(**U4**) Green
Mesh with flexible lumbar pad. Add \$17.
(**5L**) Black mesh w/lumbar
(**6L**) Burgundy mesh w/lumbar
(**7L**) Blue mesh w/lumbar
(**8L**) Green mesh w/lumbar
- **Vari-Width**
(**WA**) Width adjustable arm extensions. Add \$84.

EXAMPLE SPRITZ ORDER CODE: TASK CHAIR

6761-8	-TC63	-G4	-M2	-DM	-5L	-WA
Model #	Textile	Arms	Base	Casters	Mesh	Vari-Width

DESCRIPTION	FEATURES	MODEL #	STANDARD TEXTILE GRADES											
			1	2	3	4	5	6	7	8	9	10	11	12
 <p>Tilter COM: 1 YD 0.91 M Unit weight: 36 LB 16.4 KG Carton weight: 48 LB 21.77 KG Carton volume: 10.5 FT³ 0.29 MT³</p>		6761-4 (UC)	823	855	882	913	964	1011	1058	1099	1150	1198	1263	1355
			OVERALL DIMENSIONS			SEAT DIMENSIONS			BACK DIMENSIONS					
			W	D	H	W	D	H	W	H				
			IN 26	24	38.5	19.5	19	16-20	17.5	20				
MM 660	610	978	495	483	406-508	445	508							
			RTA 2		1 per carton									
 <p>Weight Sensing Synchro-Tilter COM: 1 YD 0.91 M Unit weight: 42 LB 19.1 KG Carton weight: 54 LB 24.49 KG Carton volume: 10.5 FT³ 0.29 MT³</p>		6761-8 (UC)	902	934	961	992	1043	1090	1137	1178	1229	1277	1342	1434
			OVERALL DIMENSIONS			SEAT DIMENSIONS			BACK DIMENSIONS					
			W	D	H	W	D	H	W	H				
			IN 26	24	38.5	19.5	19-21.5	16-20	17.5	20				
MM 660	610	978	495	483-546	406-508	445	508							
			RTA 2		1 per carton									

SUPRA



Impact Resistant Back
All models are standard with an impact resistant back cover, in Black only.

model 5330-4 (TUB)



Optional Aluminum Base
See right for details.


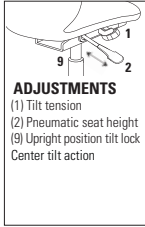

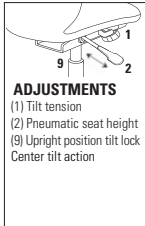
model 5331-4 (TUB)

STANDARD FEATURES

- Contoured cushions support the user in a comfortable, contemporary style.
- Stylish arm/frame design sweeps from under the seat through the back and culminates in a hoop at the rear of the seat.
- Tilters are standard with a Tungsten arm frame finish and Black base, indicated by **(TUB)** after the model number.
- Armchairs are standard with a Tungsten finish.
- Standard with soft, durable, self-skinned urethane (SSU) armcaps that are warm to the touch. Black only.
- The impact resistant outer back shell adds a decorative look and protects from damage. Available in Black only.
- Dual wheel carpet casters **(C65)** are standard.
- Upholstery options: fabric, vinyl or leather. Vinyl and leather models may feature stitch detail across the seat and/or back cushions, if applicable.

OPTIONAL FEATURES

- There are no arm options for this series.
- Optional Tungsten finish with Tungsten base **(TUT)***, please specify at end of model number. Add \$96.
(*Equipped with a 3" cylinder instead of the standard 4" cylinder to maintain seat height range.)
- Arched, polished aluminum base is available, please specify **(TB5)**. Add \$131.
- For hard surface flooring casters, please specify **(C65R)**. Add \$21.
- For fully assembled chair in carton, please specify **(SU)**. Add \$23.
- For additional caster options, please refer to the Arm and Caster section (page 105). *Optional casters may be priced higher than the standard casters for your chair and the difference will be charged. Lower priced optional casters will not be credited.*

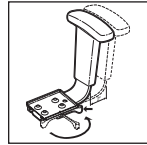
DESCRIPTION	FEATURES	MODEL #	STANDARD TEXTILE GRADES													
			1	2	3	4	5	6	7	8	9	10	11	12		
 <p>High Back Tilter COM: 1.5 YD 1.37 M Unit weight: 34 LB 15.5 KG Carton weight: 40 LB 18.14 KG Carton volume: 12 FT³ 0.33 MT³</p>	 <p>ADJUSTMENTS (1) Tilt tension (2) Pneumatic seat height (9) Upright position tilt lock Center tilt action</p> <p>Ergonomic features: A, B, C, M, N, S</p>	5330-4 (UC)	671	719	760	806	883	953	1024	1085	1162	1234	1331	1469		
		OVERALL DIMENSIONS			SEAT DIMENSIONS			BACK DIMENSIONS								
		W	D	H	W	D	H	W	H							
		IN 26	27	42	21	18.5	16.5-21.5	20	24							
MM 660	686	1067	533	470	419-546	508	610									
		RTA 1	1 per carton													
 <p>Medium Back Tilter COM: 1.25 YD 1.14 M Unit weight: 31 LB 14.1 KG Carton weight: 37 LB 16.78 KG Carton volume: 12 FT³ 0.33 MT³</p>	 <p>ADJUSTMENTS (1) Tilt tension (2) Pneumatic seat height (9) Upright position tilt lock Center tilt action</p> <p>Ergonomic features: A, B, C, M, N, S</p>	5331-4 (UC)	633	673	707	746	809	868	927	978	1042	1102	1183	1298		
		OVERALL DIMENSIONS			SEAT DIMENSIONS			BACK DIMENSIONS								
		W	D	H	W	D	H	W	H							
		IN 26	26	39	21	18.5	16.5-21.5	20	19.5							
MM 660	660	991	533	470	419-546	508	495									
		RTA 1	1 per carton													

TRITEK ERGO SELECT



model 7472-3

model 7482-3



Vari-Width (WA) width adjustable arm extensions are standard when chair is ordered with adjustable arms.



model 7491-3

STANDARD FEATURES

- Designed in three seat sizes and three back sizes to accommodate every body shape and task.
- Seats and backs are interchangeable - once the right size of seat is chosen, the appropriate back height can be selected.
- The unique upper back shape enables free lateral movement.
- Schukra™ depth adjustable lumbar area for personalized comfort and support is standard.
- Dual density foam spine pad embedded in the back of the chair forms to the user's shape.
- Standard with Global's high quality Soft Descent™ pneumatic lift which slowly and gently lowers the seat height of the chair making it easy to obtain the exact seat height you desire.
- Generous seats: ultimate adjustable arms (G3) are height and width adjustable (WA) to suit user and job function. Armcaps slide over top of seat, forward and back and articulate inward.
- Standard and petite seats: low rise (G2) arms. This positions the arm 1" lower than the (G3) arm.
- Durable Black polypropylene back shroud is standard.
- Side activated sliding seat depth adjustment (MD) is standard on multi-tilters.
- This series features braille embossing on mechanism adjustment levers on models ending in -3 for visually impaired users.

- Five prong, injection molded, fiberglass reinforced nylon Black spider base with dual wheel carpet casters (C65).
- Upholstery options: fabric, vinyl or leather. Vinyl and leather models may feature stitch detail across the seat and/or back cushions, if applicable.

OPTIONAL FEATURES

- For hard surface flooring casters, please specify (C65R). Add \$21.
- Polished aluminum base with Black end guards (B2) is available, please specify (ALU). Add \$131.
- For additional arm/caster options, please refer to the Arm and Caster section (page 105). *Optional casters for your chair and the difference will be charged. Lower priced optional casters will not be credited.*
- Petite and generous seat model numbers are listed in the middle column (above Ergonomic features) and are the same price as standard seat models.
- For fully assembled chair in carton, please specify (SU). Add \$23.

Tritek model number explanation:

example: 7471-3

7 4 _ _ - _ first two digits are the series code (74)

_ _ 7 _ - _ third digit selects back height (7 extended back, 8 high back, 9 medium back)

_ _ _ - 3 fifth digit selects mechanism type (3 multi-tilter, 7 posture task)

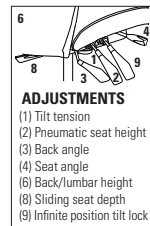
Tritek dimensional information: based on measurements with multi-tilter mechanism and using the ISO CMD (Chair Measuring Device)					
	Distance between arms	Standard arm height	Seat depth range	Seat height	Lumbar height adj. range
Petite seat	14.7" - 20.7" - 6" adjustment	7.3" - 10.5"	16.7" - 19.5"	15.6" - 19.4"	5" - 10.2" - 5.25" range
Soft Descent 4" lift & (G2) arm	373mm - 525mm = 152mm adj.	186mm - 266mm	424mm - 496mm	395mm - 493mm	128mm - 258mm = 130mm range
Standard seat	16.7" - 23.7" = 7" adjustment	6.9" - 10"	17.7" - 20.5"	18.2" - 23.1"	5" - 10.2" - 5.25" range
Soft Descent 4" lift & (G2) arm	424mm - 603mm = 179mm adj.	174mm - 253mm	449mm - 521mm	462mm - 588mm	128mm - 258mm = 130mm range
Generous seat	17.3" - 25.2" = 7.9" adjustment	8.6" - 11.7"	19.1" - 22"	18.3" - 23.1"	5" - 10.2" - 5.25" range
Soft Descent 5" lift & (G3) arm	439mm - 640mm = 201mm adj.	218mm - 298mm	486mm - 558mm	464mm - 588mm	128mm - 258mm = 130mm range

DESCRIPTION

FEATURES

MODEL #

STANDARD TEXTILE GRADES



- ADJUSTMENTS**
- (1) Tilt tension
 - (2) Pneumatic seat height
 - (3) Back angle
 - (4) Seat angle
 - (6) Back/lumbar height
 - (8) Sliding seat depth
 - (9) Infinite position tilt lock

Extended High Back Multi-Tilter
 COM: 1.75 YD | 1.6 M
 Unit weight: 57 LB | 25.9 KG
 Carton weight: 64 LB | 29.03 KG
 Carton volume: 13 FT³ | 0.36 MT³


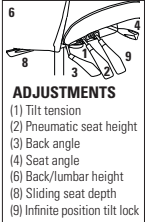

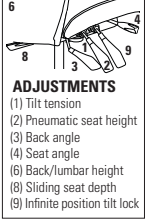
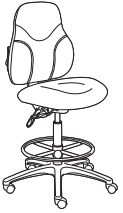
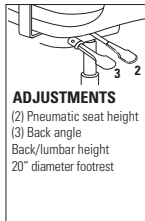
7471-3: Petite seat
7473-3: Generous seat

Ergonomic features:
 A, B, C, D, E, F, G, H, M, N, O, R, S, U, V

	1	2	3	4	5	6	7	8	9	10	11	12
7472-3	1317	1373	1420	1475	1564	1646	1728	1800	1889	1973	2087	2248
Standard seat												

	OVERALL DIMENSIONS			SEAT DIMENSIONS			BACK DIMENSIONS	
	W	D	H	W	D	H	W	H
IN	26.5	24	48	20.5	17-20	17.5-22.5	18.5	25-30.25
MM	673	610	1219	521	432-508	445-572	470	635-768

RTA 2 1 per carton

DESCRIPTION	FEATURES	MODEL #	STANDARD TEXTILE GRADES													
			1	2	3	4	5	6	7	8	9	10	11	12		
 <p>High Back Multi-Tilter COM: 1.5 YD 1.37 M Unit weight: 55 LB 25 KG Carton weight: 62 LB 28.12 KG Carton volume: 13 FT³ 0.36 MT³</p>	 <p>ADJUSTMENTS (1) Tilt tension (2) Pneumatic seat height (3) Back angle (4) Seat angle (6) Back/lumbar height (8) Sliding seat depth (9) Infinite position tilt lock</p>	<p>7482-3 1281 1329 1370 1416 1493 1563 1634 1695 1772 1844 1941 2079 Standard seat</p>	OVERALL DIMENSIONS			SEAT DIMENSIONS			BACK DIMENSIONS							
			W	D	H	W	D	H	W	H						
			IN 26.5	24	44	20.5	17-20	17.5-22.5	18.5	21-26.25						
			MM 673	610	1118	521	432-508	445-572	470	533-667						
			RTA 2	1 per carton												
 <p>Medium Back Multi-Tilter COM: 1.5 YD 1.37 M Unit weight: 53 LB 24.1 KG Carton weight: 60 LB 27.22 KG Carton volume: 13 FT³ 0.36 MT³</p>	 <p>ADJUSTMENTS (1) Tilt tension (2) Pneumatic seat height (3) Back angle (4) Seat angle (6) Back/lumbar height (8) Sliding seat depth (9) Infinite position tilt lock</p>	<p>7492-3 1242 1290 1331 1377 1454 1524 1595 1656 1733 1805 1902 2040 Standard seat</p>	OVERALL DIMENSIONS			SEAT DIMENSIONS			BACK DIMENSIONS							
			W	D	H	W	D	H	W	H						
			IN 26.5	24	41	20.5	17-20	17.5-22.5	18.5	18-23.25						
			MM 673	610	1041	521	432-508	445-572	470	457-591						
			RTA 2	1 per carton												
 <p>Medium Back Posture Stool Armless COM: 1.5 YD 1.37 M Unit weight: 35 LB 15.9 KG Carton weight: 43 LB 19.5 KG Carton volume: 15.75 FT³ 0.44 MT³</p>	 <p>ADJUSTMENTS (2) Pneumatic seat height (3) Back angle Back/lumbar height 20" diameter footrest</p>	<p>7497-7NA 1181 1229 1270 1316 1393 1463 1534 1595 1672 1744 1841 1979 Standard seat</p>	OVERALL DIMENSIONS			SEAT DIMENSIONS			BACK DIMENSIONS							
			W	D	H	W	D	H	W	H						
			IN 20.5	24	49	20.5	18	22.5-32.5	18.5	18-23.25						
			MM 521	610	1245	521	457	572-826	470	457-591						
			RTA 2	1 per carton												

VION



model 6321-8 (BAU-AC)



model 6331-8 (BAU-AC)



model 6322-4 (BLK-C)



Optional Lumbar Pad (LS)
See right for details.

Vion Guest Chairs



For Vion guest chairs, please see page 86.

STANDARD FEATURES

- Vion is a comprehensive seating series offering a family of models to address multiple applications: task, management, conference, guest, heavy duty 24/7 and stools.
- Series offers low, medium and high back models with either a mesh or upholstered back.
- Vion heavy duty models can be found under the Heavy Duty section (page 103).
- Five different control mechanism options to suit all price points and ergonomic requirements.
- High and medium back models are standard with height and width adjustable arms that feature a front to back sliding armcap.
- Standard with Global's high quality Soft Descent™ pneumatic lift which slowly and gently lowers the seat height of the chair making it easy to obtain the exact seat height you desire.
- Side activated sliding seat depth adjustment (MD) is standard on multi-tilter, synchro-tilter with back angle adjustment and weight sensing synchro-tilter control mechanisms.
- This series features braille embossing on mechanism adjustment levers on models ending in -0, -3 and -8 for visually impaired users.
- Standard with five prong, injection molded, fiberglass reinforced nylon Governor base (B7) with dual wheel carpet casters (C1).
- Mesh back models are available in 10 colors: Aqua (MS75), Black (MS69), Black Cherry (MS76), Blue (MS72), Dust (MS77), Ivory (MS78), Natural (MS74), Paprika (MS79), Rope (MS73) and Stone (MS71).
- Upholstered back models feature Black textile (Jenny JN02) on the back side as standard.
- Upholstery options: fabric, vinyl or leather. Vinyl and leather models may feature stitch detail across the seat and/or back cushions, if applicable.

OPTIONAL FEATURES

- Vion back frames, arms and bases are available in three colors: Black, Shadow and Fog. See Vion finishes chart for options and upcharges. Armcaps are always Black.
- Mesh back models are also available in ten Dimension Mesh colors: Berry (DBE), Black (DBK), Chalk (DCL), Charcoal (DCH), Citrus (DCT), Cobalt (DCO), Fog (DST), Pool Blue (DPB), Sand (DSD), Shadow (DGM). Add \$25.
- Upholstered back models offer a matching outer (MO) upholstery option. Due to the additional material needed, these models are listed separately and are priced differently than the standard upholstered back models.
- Medium and high back models: Optional lumbar pad (LS) can be added at time of order, please specify. Add \$17. Lumbar pad can also be ordered after sale as a kit, specify model 6339 at \$32 list price. The Lumbar pad is adjustable up to 3" vertically. Its spring loaded depth adjustment automatically provides the right amount of pressure.
- Seat available in memory foam, please specify (MF). Add \$106.
- Petite seat models (2" shorter and 2" narrower than the standard size seat) are available. Please specify by adding (P) to the model code. No upcharge.
- For hard surface flooring casters, please specify (C9R). Add \$21.
- For additional arm/caster options, please refer to the Arm and Caster section (page 105). *Optional casters may be priced higher than the standard casters for your chair and the difference will be charged. Lower priced optional casters will not be credited.*
- For fully assembled chair in carton, please specify (SU). Add \$23.

VION FINISHES - TASK SEATING				
Back Frame	Base	SPECIFY CODE	Arm Options	SPECIFY CODE
Black	Black	BLK	Adjustable "T" arm (Black) Adjustable "T" arm, fixed armcap (Black) Adjustable "T" arm (Black, Chrome accent) Adj. "T" arm, fixed armcap (Black, Chrome accent)	AS AF AC AD
	Polished aluminum	BAU Add \$131		
Shadow	Shadow	SHW Add \$131	Adjustable "T" arm (Shadow) Adjustable "T" arm, fixed armcap (Shadow) Adjustable "T" arm (Shadow, Chrome accent) Adj. "T" arm, fixed armcap (Shadow, Chrome accent)	SHA SHF FC CF
	Polished aluminum	SAU Add \$131		
Fog	Fog	FOG Add \$131	Adjustable "T" arm (Fog) Adjustable "T" arm, fixed armcap (Fog) Adjustable "T" arm (Fog, Chrome accent) Adj. "T" arm, fixed armcap (Fog, Chrome accent)	FA FF FC CF
	Polished aluminum	FAU Add \$131	Fixed "C" arm (Black) Fixed "C" arm (Shadow) Fixed "C" arm (Fog) Fixed "C" arm (polished aluminum)	C SHC CC CA Add \$111

* All arms have Black SSU armcaps.

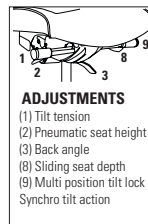
DESCRIPTION



mesh back

High Back Synchro-Tilter w/Back Angle Adj.
COM: 1 YD | 0.91 M
Unit weight: 48 LB | 21.8 KG
Carton weight: 60 LB | 27.22 KG
Carton volume: 10.5 FT³ | 0.29 M³

FEATURES




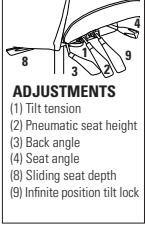

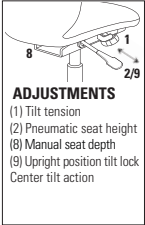

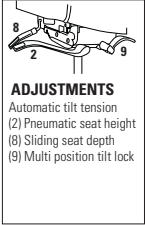

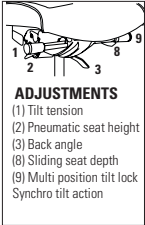

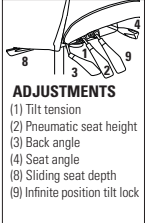
Ergonomic features:
A, B, C, E, G, H, L, M, N, Q, U


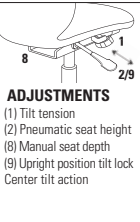


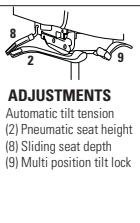


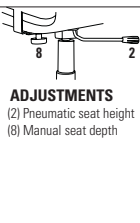


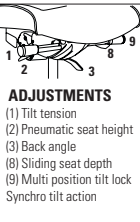


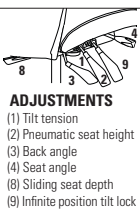

MODEL #


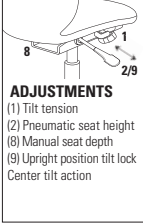



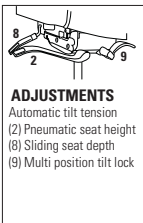



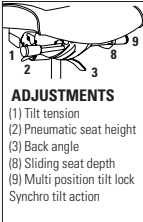



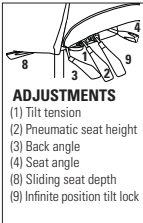


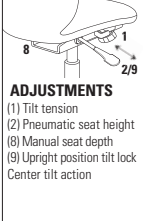

	1	2	3	4	5	6	7	8	9	10	11	12
6321-0	1058	1090	1117	1148	1199	1246	1293	1334	1385	1433	1498	1590


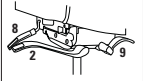


	OVERALL DIMENSIONS			SEAT DIMENSIONS			BACK DIMENSIONS	
	W	D	H	W	D	H	W	H
IN	25.5	24	41.5	20	17-20	17.5-22.5	18.5	23
MM	648	610	1054	508	432-508	445-572	470	584

RTA 2 courier 1 per carton
















DESCRIPTION	FEATURES	MODEL #	STANDARD TEXTILE GRADES														
			1	2	3	4	5	6	7	8	9	10	11	12			
 <p>mesh back</p> <p>High Back Multi-Tilter COM: 1 YD 0.91 M Unit weight: 50 LB 22.7 KG Carton weight: 62 LB 28.12 KG Carton volume: 10.5 FT³ 0.29 MT³</p>	 <p>ADJUSTMENTS (1) Tilt tension (2) Pneumatic seat height (3) Back angle (4) Seat angle (8) Sliding seat depth (9) Infinite position tilt lock</p>	<p>Ergonomic features: A, B, C, E, F, G, H, M, N, Q, U, S</p>	6321-3	1058	1090	1117	1148	1199	1246	1293	1334	1385	1433	1498	1590		
			OVERALL DIMENSIONS			SEAT DIMENSIONS			BACK DIMENSIONS								
			W	D	H	W	D	H	W	H							
			IN 25.5 MM 648	24 610	41 1041	20 508	17-20 432-508	17.25-22.25 438-565	18.5 470	23 584							
			RTA 2	courier	1 per carton												
 <p>mesh back</p> <p>High Back Tilter COM: 1 YD 0.91 M Unit weight: 42 LB 19.1 KG Carton weight: 54 LB 24.49 KG Carton volume: 10.5 FT³ 0.29 MT³</p>	 <p>ADJUSTMENTS (1) Tilt tension (2) Pneumatic seat height (8) Manual seat depth (9) Upright position tilt lock Center tilt action</p>	<p>Ergonomic features: A, B, C, E, H, M, N, Q, S, U</p>	6321-4	1022	1054	1081	1112	1163	1210	1257	1298	1349	1397	1462	1554		
			OVERALL DIMENSIONS			SEAT DIMENSIONS			BACK DIMENSIONS								
			W	D	H	W	D	H	W	H							
			IN 25.5 MM 648	24 610	39.25 997	20 508	17.5 445	16-21 406-533	18.5 470	23 584							
			RTA 2	courier	1 per carton												
 <p>mesh back</p> <p>High Back Weight Sensing Synchro-Tilter COM: 1 YD 0.91 M Unit weight: 45 LB 20.5 KG Carton weight: 57 LB 25.85 KG Carton volume: 10.5 FT³ 0.29 MT³</p>	 <p>ADJUSTMENTS Automatic tilt tension (2) Pneumatic seat height (8) Sliding seat depth (9) Multi position tilt lock</p>	<p>Ergonomic features: A, B, C, E, H, L, M, N, Q, U</p>	6321-8	1058	1090	1117	1148	1199	1246	1293	1334	1385	1433	1498	1590		
			OVERALL DIMENSIONS			SEAT DIMENSIONS			BACK DIMENSIONS								
			W	D	H	W	D	H	W	H							
			IN 25.5 MM 648	24 610	40 1016	20 508	17-20 432-508	16.5-21.5 419-546	18.5 470	23 584							
			RTA 2	courier	1 per carton												
 <p>mesh back</p> <p>Medium Back Synchro-Tilter w/Back Angle Adj. COM: 1 YD 0.91 M Unit weight: 46 LB 20.9 KG Carton weight: 58 LB 26.31 KG Carton volume: 10.5 FT³ 0.29 MT³</p>	 <p>ADJUSTMENTS (1) Tilt tension (2) Pneumatic seat height (3) Back angle (8) Sliding seat depth (9) Multi position tilt lock Synchro tilt action</p>	<p>Ergonomic features: A, B, C, E, G, H, L, M, N, Q, U</p>	6322-0	1001	1033	1060	1091	1142	1189	1236	1277	1328	1376	1441	1533		
			OVERALL DIMENSIONS			SEAT DIMENSIONS			BACK DIMENSIONS								
			W	D	H	W	D	H	W	H							
			IN 25.5 MM 648	24 610	39.5 1003	20 508	17-20 432-508	17.5-22.5 445-572	18.5 470	21 533							
			RTA 2	courier	1 per carton												
 <p>mesh back</p> <p>Medium Back Multi-Tilter COM: 1 YD 0.91 M Unit weight: 48 LB 21.8 KG Carton weight: 60 LB 27.22 KG Carton volume: 10.5 FT³ 0.29 MT³</p>	 <p>ADJUSTMENTS (1) Tilt tension (2) Pneumatic seat height (3) Back angle (4) Seat angle (8) Sliding seat depth (9) Infinite position tilt lock</p>	<p>Ergonomic features: A, B, C, E, F, G, H, M, N, Q, U, S</p>	6322-3	1001	1033	1060	1091	1142	1189	1236	1277	1328	1376	1441	1533		
			OVERALL DIMENSIONS			SEAT DIMENSIONS			BACK DIMENSIONS								
			W	D	H	W	D	H	W	H							
			IN 25.5 MM 648	24 610	39 991	20 508	17-20 432-508	17.25-22.25 438-565	18.5 470	21 533							
			RTA 2	courier	1 per carton												

DESCRIPTION	FEATURES	MODEL #	STANDARD TEXTILE GRADES												
			1	2	3	4	5	6	7	8	9	10	11	12	
 <p>mesh back</p> <p>Medium Back Tilter COM: 1 YD 0.91 M Unit weight: 40 LB 18.2 KG Carton weight: 52 LB 23.59 KG Carton volume: 10.5 FT³ 0.29 MT³</p>	 <p>ADJUSTMENTS (1) Tilt tension (2) Pneumatic seat height (8) Manual seat depth (9) Upright position tilt lock Center tilt action</p> <p>Ergonomic features: A, B, C, E, H, M, N, Q, S, U</p>	6322-4	964	996	1023	1054	1105	1152	1199	1240	1291	1339	1404	1496	
		OVERALL DIMENSIONS			SEAT DIMENSIONS			BACK DIMENSIONS							
		W	D	H	W	D	H	W	H						
		IN 25.5 MM 648	24 610	37.5 953	20 508	17.5 445	16-21 406-533	18.5 470	21 533						
			RTA 2		1 per carton										
 <p>mesh back</p> <p>Medium Back Weight Sensing Synchro-Tilter COM: 1 YD 0.91 M Unit weight: 43 LB 19.5 KG Carton weight: 55 LB 24.95 KG Carton volume: 10.5 FT³ 0.29 MT³</p>	 <p>ADJUSTMENTS Automatic tilt tension (2) Pneumatic seat height (8) Sliding seat depth (9) Multi position tilt lock</p> <p>Ergonomic features: A, B, C, E, H, L, M, N, Q, U</p>	6322-8	1001	1033	1060	1091	1142	1189	1236	1277	1328	1376	1441	1533	
		OVERALL DIMENSIONS			SEAT DIMENSIONS			BACK DIMENSIONS							
		W	D	H	W	D	H	W	H						
		IN 25.5 MM 648	24 610	38 965	20 508	17-20 432-508	16.5-21.5 419-546	18.5 470	21 533						
			RTA 2		1 per carton										
 <p>mesh back</p> <p>Medium Back Stool - Task COM: 1 YD 0.91 M Unit weight: 38 LB 17.3 KG Carton weight: 50 LB 22.68 KG Carton volume: 10.5 FT³ 0.29 MT³</p>	 <p>ADJUSTMENTS (2) Pneumatic seat height (8) Manual seat depth</p> <p>Ergonomic features: C, E, H, M, N, Q, U</p>	6328-6	1052	1084	1111	1142	1193	1240	1287	1328	1379	1427	1492	1584	
		OVERALL DIMENSIONS			SEAT DIMENSIONS			BACK DIMENSIONS							
		W	D	H	W	D	H	W	H						
		IN 25.5 MM 648	24 610	48 1219	20 508	17.5 445	23.5-33.5 597-851	18.5 470	21 533						
			RTA 2		1 per carton										
 <p>upholstered back, standard seat</p> <p>High Back Synchro-Tilter w/Back Angle Adj. COM: 1.25 YD 1.14 M Unit weight: 49 LB 22.3 KG Carton weight: 61 LB 27.67 KG Carton volume: 10.5 FT³ 0.29 MT³</p>	 <p>ADJUSTMENTS (1) Tilt tension (2) Pneumatic seat height (3) Back angle (8) Sliding seat depth (9) Multi position tilt lock Synchro tilt action</p> <p>Ergonomic features: A, B, C, E, G, H, L, M, N, Q, U</p>	6331-0	1058	1098	1132	1171	1234	1293	1352	1403	1467	1527	1608	1723	
		6331-0MO	1117	1181	1235	1297	1399	1493	1587	1669	1771	1867	1997	2181	
		OVERALL DIMENSIONS			SEAT DIMENSIONS			BACK DIMENSIONS							
		W	D	H	W	D	H	W	H						
IN 25.5 MM 648	24 610	41.5 1054	20 508	17-20 432-508	17.5-22.5 445-572	18.5 470	23 584								
			RTA 2		1 per carton										
 <p>upholstered back, standard seat</p> <p>High Back Multi-Tilter COM: 1.25 YD 1.14 M Unit weight: 51 LB 23.2 KG Carton weight: 63 LB 28.58 KG Carton volume: 10.5 FT³ 0.29 MT³</p>	 <p>ADJUSTMENTS (1) Tilt tension (2) Pneumatic seat height (3) Back angle (4) Seat angle (8) Sliding seat depth (9) Infinite position tilt lock</p> <p>Ergonomic features: A, B, C, E, F, G, H, M, N, Q, U, S</p>	6331-3	1058	1098	1132	1171	1234	1293	1352	1403	1467	1527	1608	1723	
		6331-3MO	1117	1181	1235	1297	1399	1493	1587	1669	1771	1867	1997	2181	
		OVERALL DIMENSIONS			SEAT DIMENSIONS			BACK DIMENSIONS							
		W	D	H	W	D	H	W	H						
IN 25.5 MM 648	24 610	41 1041	20 508	17-20 432-508	17.25-22.25 438-565	18.5 470	23 584								
			RTA 2		1 per carton										

DESCRIPTION	FEATURES	MODEL #	STANDARD TEXTILE GRADES												
			1	2	3	4	5	6	7	8	9	10	11	12	
 <p>upholstered back, standard seat</p> <p>High Back Tilter COM: 1.25 YD 1.14 M Unit weight: 43 LB 19.5 KG Carton weight: 55 LB 24.95 KG Carton volume: 10.5 FT³ 0.29 MT³</p>	 <p>ADJUSTMENTS (1) Tilt tension (2) Pneumatic seat height (8) Manual seat depth (9) Upright position tilt lock Center tilt action</p> <p>Ergonomic features: A, B, C, E, H, M, N, Q, S, U</p>	6331-4	1022	1062	1096	1135	1198	1257	1316	1367	1431	1491	1572	1687	
		6331-4MO	1079	1143	1197	1259	1361	1455	1549	1631	1733	1829	1959	2143	
		OVERALL DIMENSIONS			SEAT DIMENSIONS			BACK DIMENSIONS							
		W D H			W D H			W H							
		IN 25.5 24 39.25 MM 648 610 997			20 17.5 16-21 508 445 406-533			18.5 23 470 584							
			  1 per carton												
 <p>upholstered back, standard seat</p> <p>High Back Weight Sensing Synchro-Tilter COM: 1.25 YD 1.14 M Unit weight: 46 LB 20.9 KG Carton weight: 58 LB 26.31 KG Carton volume: 10.5 FT³ 0.29 MT³</p>	 <p>ADJUSTMENTS Automatic tilt tension (2) Pneumatic seat height (8) Sliding seat depth (9) Multi position tilt lock</p> <p>Ergonomic features: A, B, C, E, H, L, M, N, Q, U</p>	6331-8	1058	1098	1132	1171	1234	1293	1352	1403	1467	1527	1608	1723	
		6331-8MO	1117	1181	1235	1297	1399	1493	1587	1669	1771	1867	1997	2181	
		OVERALL DIMENSIONS			SEAT DIMENSIONS			BACK DIMENSIONS							
		W D H			W D H			W H							
		IN 25.5 24 40 MM 648 610 1016			20 17-20 16.5-21.5 508 432-508 419-546			18.5 23 470 584							
			  1 per carton												
 <p>upholstered back, standard seat</p> <p>Medium Back Synchro-Tilter w/Back Angle Adj. COM: 1.25 YD 1.14 M Unit weight: 47 LB 21.4 KG Carton weight: 59 LB 26.76 KG Carton volume: 10.5 FT³ 0.29 MT³</p>	 <p>ADJUSTMENTS (1) Tilt tension (2) Pneumatic seat height (3) Back angle (8) Sliding seat depth (9) Multi position tilt lock Synchro tilt action</p> <p>Ergonomic features: A, B, C, E, G, H, L, M, N, Q, U</p>	6332-0	1001	1041	1075	1114	1177	1236	1295	1346	1410	1470	1551	1666	
		6332-0MO	1058	1122	1176	1238	1340	1434	1528	1610	1712	1808	1938	2122	
		OVERALL DIMENSIONS			SEAT DIMENSIONS			BACK DIMENSIONS							
		W D H			W D H			W H							
		IN 25.5 24 39.5 MM 648 610 1003			20 17-20 17.5-22.5 508 432-508 445-572			18.5 21 470 533							
			  1 per carton												
 <p>upholstered back, standard seat</p> <p>Medium Back Multi-Tilter COM: 1.25 YD 1.14 M Unit weight: 49 LB 22.3 KG Carton weight: 61 LB 27.67 KG Carton volume: 10.5 FT³ 0.29 MT³</p>	 <p>ADJUSTMENTS (1) Tilt tension (2) Pneumatic seat height (3) Back angle (4) Seat angle (8) Sliding seat depth (9) Infinite position tilt lock</p> <p>Ergonomic features: A, B, C, E, F, G, H, M, N, Q, U, S</p>	6332-3	1001	1041	1075	1114	1177	1236	1295	1346	1410	1470	1551	1666	
		6332-3MO	1058	1122	1176	1238	1340	1434	1528	1610	1712	1808	1938	2122	
		OVERALL DIMENSIONS			SEAT DIMENSIONS			BACK DIMENSIONS							
		W D H			W D H			W H							
		IN 25.5 24 39 MM 648 610 991			20 17-20 17.25-22.25 508 432-508 438-565			18.5 21 470 533							
			 1 per carton												
 <p>upholstered back, standard seat</p> <p>Medium Back Tilter COM: 1.25 YD 1.14 M Unit weight: 41 LB 18.6 KG Carton weight: 53 LB 24.04 KG Carton volume: 10.5 FT³ 0.29 MT³</p>	 <p>ADJUSTMENTS (1) Tilt tension (2) Pneumatic seat height (8) Manual seat depth (9) Upright position tilt lock Center tilt action</p> <p>Ergonomic features: A, B, C, E, H, M, N, Q, S, U</p>	6332-4	964	1004	1038	1077	1140	1199	1258	1309	1373	1433	1514	1629	
		6332-4MO	1022	1086	1140	1202	1304	1398	1492	1574	1676	1772	1902	2086	
		OVERALL DIMENSIONS			SEAT DIMENSIONS			BACK DIMENSIONS							
		W D H			W D H			W H							
		IN 25.5 24 37.5 MM 648 610 953			20 17.5 16-21 508 445 406-533			18.5 21 470 533							
			 1 per carton												

DESCRIPTION	FEATURES	MODEL #	STANDARD TEXTILE GRADES													
			1	2	3	4	5	6	7	8	9	10	11	12		
 <p>upholstered back, standard seat</p> <p>Medium Back Weight Sensing Synchro-Tilter COM: 1.25 YD 1.14 M Unit weight: 44 LB 20 KG Carton weight: 56 LB 25.4 KG Carton volume: 10.5 FT³ 0.29 MT³</p>	 <p>ADJUSTMENTS Automatic tilt tension (2) Pneumatic seat height (8) Sliding seat depth (9) Multi position tilt lock</p>	6332-8 6332-8MO	1001 1058	1041 1122	1075 1176	1114 1238	1177 1340	1236 1434	1295 1528	1346 1610	1410 1712	1470 1808	1551 1938	1666 2122		
		OVERALL DIMENSIONS			SEAT DIMENSIONS			BACK DIMENSIONS								
		W D H			W D H			W H								
		IN 25.5 24 38 MM 648 610 965			20 17-20 16.5-21.5 508 432-508 419-546			18.5 21 470 533								
		Ergonomic features: A, B, C, E, H, L, M, N, Q, U	1 per carton													
 <p>upholstered back, standard seat</p> <p>Medium Back Stool - Task COM: 1.25 YD 1.14 M Unit weight: 39 LB 17.7 KG Carton weight: 51 LB 23.13 KG Carton volume: 10.5 FT³ 0.29 MT³</p>	 <p>ADJUSTMENTS (2) Pneumatic seat height (8) Manual seat depth 20" diameter Chrome footrest</p>	6338-6 6338-6MO	1052 1110	1092 1174	1126 1228	1165 1290	1228 1392	1287 1486	1346 1580	1397 1662	1461 1764	1521 1860	1602 1990	1717 2174		
		OVERALL DIMENSIONS			SEAT DIMENSIONS			BACK DIMENSIONS								
		W D H			W D H			W H								
		IN 25.5 24 48 MM 648 610 1219			20 17.5 23.5-33.5 508 445 597-851			18.5 21 470 533								
		Ergonomic features: C, E, H, M, N, Q, U	1 per carton													

multi-purpose

	Caprice.....54		Lite.....63		Sidero.....74
	Comet.....55		Moda.....66		Sonic.....76
	Duet.....57		Popcorn.....69		Spritz.....81
	Erin.....60		Roma Nester.....71		Stream.....83
	Kate.....62		Sas.....73		Vion.....86



CAPRICE



model 3365 (TTU)

model 3365C (TTU)



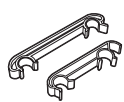

STANDARD FEATURES

- Modern light scale guest seating.
- Durable molded armcaps are standard in Black only.
- Standard with Black bullet style glides.
- Non-caster models can be joined together using ganging clamp model 6522.
- Does not stack.
- Dual wheel carpet casters (**C1**) are standard on models 3365C.
- Upholstery options: fabric, vinyl or leather. Vinyl and leather models may feature stitch detail across the seat and/or back cushions, if applicable.

OPTIONAL FEATURES

- For leg frame finish options, please see page 116. Upcharges apply for plated finishes: (**CHM**) Chrome. Add \$72. (**BCH**) Brushed Chrome. Add \$217. (**SBR**) Satin Brass. Add \$334. (**ACO**) Antique Copper. Add \$334.
- A selection of glide options is available. Glides must be chosen to best suit flooring type and site conditions. For more information, please refer to the glide section (page 110).
- Glides with felt pads (**FG**) are available for vinyl sheet, cork or laminate flooring, please specify. Add \$43.
- Glides with rubber pads (**RG**) are available for vinyl, hardwood, laminate, stone or ceramic flooring, please specify. Add \$43.
- Steel cushioned self-leveling glides (**B**) are available on all models (adds 0.5" to seat height), please specify. Add \$17.
- For hard surface flooring casters, please specify (**C9R**). Add \$17.



DESCRIPTION	FEATURES	MODEL #	STANDARD TEXTILE GRADES											
			1	2	3	4	5	6	7	8	9	10	11	12
 <p>Armchair Four-Legged COM: 1.25 YD 1.14 M Unit weight: 18 LB 8.2 KG Carton weight: 22 LB 9.98 KG Carton volume: 14.5 FT³ 0.41 MT³</p>	Does not stack.	3365	573	613	647	686	749	808	867	918	982	1042	1123	1238
		OVERALL DIMENSIONS			SEAT DIMENSIONS			BACK DIMENSIONS						
		W	D	H	W	D	H	W	H					
		IN 25 MM 635	24 610	31.5 800	19.5 495	19.5 495	18.5 470	18 457	14.5 368					
		RTA 00	1 per carton											
 <p>Armchair Four-Legged w/Casters COM: 1.25 YD 1.14 M Unit weight: 19 LB 8.6 KG Carton weight: 23 LB 10.43 KG Carton volume: 14.5 FT³ 0.41 MT³</p>	Does not stack.	3365C	657	697	731	770	833	892	951	1002	1066	1126	1207	1322
		OVERALL DIMENSIONS			SEAT DIMENSIONS			BACK DIMENSIONS						
		W	D	H	W	D	H	W	H					
		IN 25 MM 635	23.5 597	32.5 826	19.5 495	19.5 495	18 457	18 457	14.5 368					
		RTA 00	1 per carton											
			List price											
		6522	15											
 <p>Ganging Brackets - Set of 2 COM: N/A Unit weight: 0.07 LB - KG Carton weight: 0.16 LB 0.07 KG Carton volume: 1 FT³ 0.02 MT³</p>			0.87	7.75	1.5	-	-	-	-	-	-	-	-	-
		OVERALL DIMENSIONS			SEAT DIMENSIONS			BACK DIMENSIONS						
		W	D	H	W	D	H	W	H					
		IN 22 MM 22	7.75 197	1.5 38	-	-	-	-	-					
		RTA 00	 Pricing is for the set, specifications are for one bracket											

COMET



model 2171 (BLK)




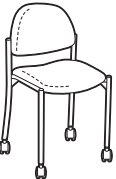

model 2174 (TUN)

STANDARD FEATURES

- Reinforced models incorporate welded corner gussets for additional strength and support.
- Models 2171WS and 2172WS stack 5 high on floor or 8 high on dolly for easy storage.
- For dolly, specify model 2125WS (see page 75).
- “WS” models have a wall saver frame design; rear legs hit the baseboard first leaving clearance between the back of the chair and the wall, saving both the chair and the wall from damage.
- In some textiles, stacked chairs may leave frame impressions in chair(s) below.
- Black polypropylene foot glide is standard.
- Dual wheel carpet casters (C1) are standard.
- Upholstery options: fabric or vinyl only. Vinyl models may feature stitch detail across the seat and/or back cushions, if applicable.

OPTIONAL FEATURES

- For leg frame finish options, please see page 116. For Chrome (CHM) finish, Add \$26.
- For hard surface flooring casters, please specify (CSR). Add \$17.
- A selection of glide options is available. Glides must be chosen to best suit flooring type and site conditions. For more information, please refer to the glide section (page 110).
- Glides with felt pads (FG) are available for vinyl sheet, cork or laminate flooring, please specify. Add \$43.
- Glides with rubber pads (RG) are available for vinyl, hardwood, laminate, stone or ceramic flooring, please specify. Add \$43.
- For hard surface floors, please specify opaque non-marking glide (NM). No upcharge.
- Steel cushioned self-leveling glides (B) are available on all models (adds 0.5” to seat height), please specify. Add \$17.

DESCRIPTION	FEATURES	MODEL #	STANDARD TEXTILE GRADES													
			1	2	3	4	5	6	7	8	9	10	11	12		
 <p>Reinforced Armchair w/Casters COM: 1 YD 0.91 M Unit weight: 14 LB 6.4 KG Carton weight: 20 LB 9.07 KG Carton volume: 11.75 FT³ 0.33 MT³</p>	<p>Does not stack.</p> <p>Ergonomic features: M, N</p>	<p>2171C (UC) Wall saver</p>	407	439	466	497	548	595	642	683	734	782	847	939		
			<p>OVERALL DIMENSIONS</p> <p>W D H</p>			<p>SEAT DIMENSIONS</p> <p>W D H</p>			<p>BACK DIMENSIONS</p> <p>W H</p>							
			IN 23 22 32.5 18 17.5 18.5 17.5 14	MM 584 559 826 457 445 470 445 356	<p>RTA 00 1 per carton</p>											
			<p>2172C (UC) 339 371 398 429 480 527 574 615 666 714 779 871</p>													
 <p>Reinforced Armless Chair w/Casters COM: 1 YD 0.91 M Unit weight: 13 LB 5.9 KG Carton weight: 14.33 LB 6.5 KG Carton volume: 13.5 FT³ 0.38 MT³</p>	<p>Does not stack.</p> <p>Ergonomic features: M, N</p>	<p>2172C (UC)</p>	339	371	398	429	480	527	574	615	666	714	779	871		
			<p>OVERALL DIMENSIONS</p> <p>W D H</p>			<p>SEAT DIMENSIONS</p> <p>W D H</p>			<p>BACK DIMENSIONS</p> <p>W H</p>							
			IN 19 22 32.5 18 17.5 18.5 17.5 14	MM 483 559 826 457 445 470 445 356	<p>RTA 00 3 per carton (pricing and specifications are for one chair)</p>											
			<p>2173WS 346 378 405 436 487 534 581 622 673 721 786 878</p>													
 <p>HD Reinforced Armchair COM: 1 YD 0.91 M Unit weight: 14 LB 6.4 KG Carton weight: 16.83 LB 7.63 KG Carton volume: 15.5 FT³ 0.43 MT³</p>	<p>Ultracell foam.</p> <p>Stacks 5 high on floor. Stacks 8 high on dolly.</p> <p>Ergonomic features: M, N</p>	<p>2173WS Wall saver</p>	346	378	405	436	487	534	581	622	673	721	786	878		
			<p>OVERALL DIMENSIONS</p> <p>W D H</p>			<p>SEAT DIMENSIONS</p> <p>W D H</p>			<p>BACK DIMENSIONS</p> <p>W H</p>							
			IN 23 23 32.5 18 17.5 18.5 17.5 14	MM 584 584 826 457 445 470 445 356	<p>RTA 00 3 per carton (pricing and specifications are for one chair)</p>											

DESCRIPTION FEATURES MODEL# STANDARD TEXTILE GRADES



HD Reinforced Armless Chair
 COM: 1 YD | 0.91 M
 Unit weight: 13 LB | 5.9 KG
 Carton weight: 15.67 LB | 7.11 KG
 Carton volume: 14.25 FT³ | 0.4 MT³

Ultracell foam.

Stacks 5 high on floor.
 Stacks 8 high on dolly.

Ergonomic features:
 M, N

MODEL#	1	2	3	4	5	6	7	8	9	10	11	12
2174WS Wall saver	276	308	335	366	417	464	511	552	603	651	716	808

	OVERALL DIMENSIONS			SEAT DIMENSIONS			BACK DIMENSIONS	
	W	D	H	W	D	H	W	H
IN	19	23	32.5	18	17.5	18.5	17.5	14
MM	483	584	826	457	445	470	445	356

RTA 00 3 per carton (pricing and specifications are for one chair)

List price

2176	38
-------------	----



Ganging Plate
 COM: N/A
 Unit weight: 2.1 LB | 0.95 KG
 Carton weight: 2.1 LB | 0.95 KG
 Carton volume: 0.1 FT³ | 0.003 MT³

For joining side chairs and armchairs,
 in any combination.

	OVERALL DIMENSIONS			SEAT DIMENSIONS			BACK DIMENSIONS	
	W	D	H	W	D	H	W	H
IN	13.25	4.75	0.06	-	-	-	-	-
MM	337	121	2	-	-	-	-	-

RTA 00  1 per carton


List price

2180	15
-------------	----



Snap On Ganging Brackets - Set of 2
 COM: N/A
 Unit weight: 0.09 LB | 0.04 KG
 Carton weight: 0.2 LB | 0.09 KG
 Carton volume: 1 FT³ | 0.02 MT³

	OVERALL DIMENSIONS			SEAT DIMENSIONS			BACK DIMENSIONS	
	W	D	H	W	D	H	W	H
IN	0.87	7.75	1.5	-	-	-	-	-
MM	22	197	38	-	-	-	-	-

RTA 00  Pricing is for the set, specifications are for one bracket

DUET



model 6620



model 6621G



model 6627

STANDARD FEATURES


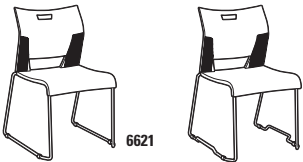
- Unique high density seating that is both comfortable and durable.
- All models have a wall saver frame design; rear legs hit the baseboard first leaving clearance between the back of the chair and the wall, saving both the chair and the wall from damage.
- Armless “G” models feature a patented interlocking feature that allows chairs to be ganged together in rows.
- Model 6626 ganging clamp set is available for use on all armchairs and standard armless models. These brackets snap on the front and rear of the sled base allowing these models to connect together in rows. In Black finish only.
- Clear polycarbonate glides (CG) are standard and suitable for concrete, rubber and carpeted floors.
- Weight capacity for this series is 300 lbs.
- Upholstery options: fabric, vinyl or leather. Vinyl and leather models may feature stitch detail across the seat and/or back cushions, if applicable.




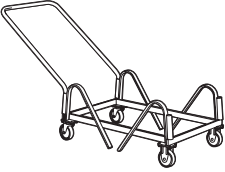



OPTIONAL FEATURES


- Polypropylene seats, backs and coordinating arms are available in 14 designer colors: Buzz Blue (BZB), Cactus (CCT), Carrot (CRO), Cloud (IVC), Dijon (DJN), Eggplant (EGP), Fog (FOG), Frost (FRO), Ink (INK), Latte (LAB), Night (BLK), Sand (SND), Scarlet (SAR) and Shadow (SHW). Please specify.
- A selection of glide options is available. Glides must be chosen to best suit flooring type and site conditions. For more information, please refer to the glide section (page 110).
- Chrome frame is optionally available without glides (XG) and is suitable for rubberized and carpeted floors, please specify. No upcharge.
- Glides with stainless steel pads (SG) are available for carpet or rubber flooring, please specify. Add \$19.
- Glides with felt pads (FG) are available for vinyl sheet, cork or laminate flooring, please specify. Add \$19.
- Glides with rubber pads (RG) are available for vinyl, hardwood, laminate, stone or ceramic flooring, please specify. Add \$19.

	Duet Chairs Stacking Capability	
	Stacking on floor	Stacking on dolly #6624
Armless		
Polypropylene seat & back	up to 12 high	up to 40* high
Polypropylene back & upholstered seat	up to 5 high	up to 16 high
Upholstered seat & back	up to 5 high	up to 16 high
With Arms		
Polypropylene seat & back	up to 5 high	up to 24 high
Polypropylene back & upholstered seat	up to 5 high	up to 16 high
Upholstered seat & back	up to 5 high	up to 16 high

* through 80" doorway, stacks 36 high.

DESCRIPTION	FEATURES	MODEL #	STANDARD TEXTILE GRADES																																
 <p>Armchair COM: N/A Unit weight: 19 LB 8.6 KG Carton weight: 21.75 LB 9.87 KG Carton volume: 24 FT³ 0.67 MT³</p>	<p>Polypropylene seat & back.</p> <p>Stacks 5 high on floor.</p> <p>Stacks 24 high on dolly.</p>	<p>List price</p> <p>6620 311</p>																																	
			<table border="1"> <thead> <tr> <th colspan="3">OVERALL DIMENSIONS</th> <th colspan="3">SEAT DIMENSIONS</th> <th colspan="2">BACK DIMENSIONS</th> </tr> <tr> <th>W</th> <th>D</th> <th>H</th> <th>W</th> <th>D</th> <th>H</th> <th>W</th> <th>H</th> </tr> </thead> <tbody> <tr> <td>IN 25.5</td> <td>22.75</td> <td>33.25</td> <td>18</td> <td>17.5</td> <td>16.5</td> <td>18</td> <td>16</td> </tr> <tr> <td>MM 648</td> <td>578</td> <td>845</td> <td>457</td> <td>445</td> <td>419</td> <td>457</td> <td>406</td> </tr> </tbody> </table>	OVERALL DIMENSIONS			SEAT DIMENSIONS			BACK DIMENSIONS		W	D	H	W	D	H	W	H	IN 25.5	22.75	33.25	18	17.5	16.5	18	16	MM 648	578	845	457	445	419	457	406
		OVERALL DIMENSIONS			SEAT DIMENSIONS			BACK DIMENSIONS																											
W	D	H	W	D	H	W	H																												
IN 25.5	22.75	33.25	18	17.5	16.5	18	16																												
MM 648	578	845	457	445	419	457	406																												
	<p>RTA 00</p> <p>4 per carton (pricing and specifications are for one chair)</p>																																		
 <p>Armless Chair COM: N/A Unit weight: 18 LB 8.2 KG Carton weight: 20.5 LB 9.3 KG Carton volume: 14.25 FT³ 0.4 MT³</p>	<p>Polypropylene seat & back.</p> <p>Stacks 12 high on floor.</p> <p>Stacks 40 high on dolly.</p>	<p>List price</p> <p>6621 240</p> <p>6621G 258 Ganging</p>																																	
			<table border="1"> <thead> <tr> <th colspan="3">OVERALL DIMENSIONS</th> <th colspan="3">SEAT DIMENSIONS</th> <th colspan="2">BACK DIMENSIONS</th> </tr> <tr> <th>W</th> <th>D</th> <th>H</th> <th>W</th> <th>D</th> <th>H</th> <th>W</th> <th>H</th> </tr> </thead> <tbody> <tr> <td>IN 20.75</td> <td>22.75</td> <td>33.25</td> <td>18</td> <td>17.5</td> <td>16.5</td> <td>18</td> <td>16</td> </tr> <tr> <td>MM 527</td> <td>578</td> <td>845</td> <td>457</td> <td>445</td> <td>419</td> <td>457</td> <td>406</td> </tr> </tbody> </table>	OVERALL DIMENSIONS			SEAT DIMENSIONS			BACK DIMENSIONS		W	D	H	W	D	H	W	H	IN 20.75	22.75	33.25	18	17.5	16.5	18	16	MM 527	578	845	457	445	419	457	406
		OVERALL DIMENSIONS			SEAT DIMENSIONS			BACK DIMENSIONS																											
W	D	H	W	D	H	W	H																												
IN 20.75	22.75	33.25	18	17.5	16.5	18	16																												
MM 527	578	845	457	445	419	457	406																												
	<p>RTA 00</p> <p>4 per carton (pricing and specifications are for one chair)</p>																																		

DESCRIPTION	FEATURES	MODEL#	STANDARD TEXTILE GRADES												
			1	2	3	4	5	6	7	8	9	10	11	12	
 <p>Armchair COM: 0.75 YD 0.69 M Unit weight: 22 LB 10 KG Carton weight: 25.25 LB 11.45 KG Carton volume: 26.75 FT³ 0.75 MT³</p>	Upholstered seat/polypropylene back. Stacks 5 high on floor. Stacks 16 high on dolly.	6622	403	427	447	471	509	544	579	610	648	684	733	802	
		OVERALL DIMENSIONS			SEAT DIMENSIONS			BACK DIMENSIONS							
		W	D	H	W	D	H	W	H						
		IN 25.5 MM 648	23 584	33.25 845	18 457	17.5 445	17 432	18 457	15.5 394						
		RTA 00	4 per carton (pricing and specifications are for one chair)												
  <p>6623 6623G</p> <p>Armless Chair COM: 0.75 YD 0.69 M Unit weight: 21 LB 9.5 KG Carton weight: 24.25 LB 11 KG Carton volume: 19.25 FT³ 0.54 MT³</p>	Upholstered seat/polypropylene back. Stacks 5 high on floor. Stacks 16 high on dolly.	6623	336	360	380	404	442	477	512	543	581	617	666	735	
		OVERALL DIMENSIONS			SEAT DIMENSIONS			BACK DIMENSIONS							
		W	D	H	W	D	H	W	H						
		IN 20.5 MM 521	23 584	33.25 845	18 457	17.5 445	17 432	18 457	15.5 394						
		RTA 00	4 per carton (pricing and specifications are for one chair)												
 <p>Dolly COM: N/A Unit weight: 33 LB 15 KG Carton weight: 40 LB 18.14 KG Carton volume: 9.5 FT³ 0.26 MT³</p>		List price													
	6624	810													
	OVERALL DIMENSIONS			SEAT DIMENSIONS			BACK DIMENSIONS								
	W	D	H	W	D	H	W	H							
IN 22.5 MM 572	51 1295	38.25 972	-	-	-	-	-								
		RTA 1	1 per carton												
 <p>Ganging Clamps - Set of 2 COM: N/A Unit weight: 0.25 LB 0.1 KG Carton weight: 0.3 LB 0.14 KG Carton volume: 0.04 FT³ 0.001 MT³</p>	For armchairs and models without built in ganging device (G).	List price													
		6626	20												
		OVERALL DIMENSIONS			SEAT DIMENSIONS			BACK DIMENSIONS							
		W	D	H	W	D	H	W	H						
IN 1 MM 25	6.5 165	0.75 19	-	-	-	-	-								
		RTA 00		Pricing is for the set, specifications are for one bracket											
 <p>Armchair COM: 0.75 YD 0.69 M Unit weight: 24 LB 10.9 KG Carton weight: 27.25 LB 12.36 KG Carton volume: 26.75 FT³ 0.75 MT³</p>	Upholstered seat & back. Stacks 5 high on floor. Stacks 16 high on dolly.	6627	454	478	498	522	560	595	630	661	699	735	784	853	
		OVERALL DIMENSIONS			SEAT DIMENSIONS			BACK DIMENSIONS							
		W	D	H	W	D	H	W	H						
		IN 25.5 MM 648	23 584	33.25 845	18 457	17 432	17 432	18 457	15.5 394						
		RTA 00	4 per carton (pricing and specifications are for one chair)												

DESCRIPTION	FEATURES	MODEL#	STANDARD TEXTILE GRADES											
			1	2	3	4	5	6	7	8	9	10	11	12
 <p>6628</p> <p>Armless Chair COM: 0.75 YD 0.69 M Unit weight: 23 LB 10.5 KG Carton weight: 26.25 LB 11.91 KG Carton volume: 19.25 FT³ 0.54 MT³</p>	<p>Upholstered seat & back.</p> <p>Stacks 5 high on floor.</p> <p>Stacks 16 high on dolly.</p>	6628	383	407	427	451	489	524	559	590	628	664	713	782
		6628G Ganging	402	426	446	470	508	543	578	609	647	683	732	801
			OVERALL DIMENSIONS			SEAT DIMENSIONS			BACK DIMENSIONS					
			W	D	H	W	D	H	W	H				
			IN 20.5	23	33.25	18	17	17	18	15.5				
			MM 521	584	845	457	432	432	457	394				
			RTA 00		4 per carton (pricing and specifications are for one chair)									

ERIN



model GC36530



model GC36533



STANDARD FEATURES

- Erin offers a streamlined silhouette brimming with mid-century modern style.
- A rounded arch gently curves around and under the seat to give extra support to user's upper back and sides, while creating an open clean out space at the back of the cushion.
- Tapered legs add style and elegance.
- Legs are available in wood or metal paint/plated finishes (noted).
- For added comfort, seat cushions are standard with high density Ultracell foam.
- Glides are self-leveling. Choose from standard non-marking glides, rubber non-slip glides or felt glides (upcharges apply).
- Shipped fully assembled.



SUGGESTED APPLICATIONS



- Dining/Cafeteria
- Guest seating
- Lobbies
- Lounge/Waiting

OPTIONAL FEATURES

Please add option codes in the following order:

- **Model number**
GC36530 Guest armless chair, wood legs
GC36531 Guest armless chair, metal legs
GC3632 Guest armchair, wood legs
GC3632 Guest armchair, metal legs
- **Back textile**
Specify textile code.
- **Seat textile**
Specify textile code.
- **Wood leg finish** (models GC36530 and GC36532)
(AAM) Absolute
(BKM) Black
(CJM) Charcoal Java
(ACM) Cherry
(EMM) Empire Mahogany
(EOM) English Oak
(ECM) Espresso Cafe
(TFM) Fruitwood
(HGM) Grey
(HOM) Harvest Oak
(AHM) Honey
(JOM) Jet Onyx
(LHM) Light Honey
(TMM) Mahogany
(AVM) Maple
(MWM) Medium Walnut
(NLW) Natural Walnut
(ASM) Night
(NBM) Noce Biondo
(NGM) Noce Grigio
(NEM) Noce Leggero
(NMM) Noce Medio
(SBM) Sandy Beach
(SKM) Shaker Cherry
(SOM) Silver Oak
(TWM) Walnut
(WTM) WC Cream
(WHM) White
(WCM) Winter Cherry
- **Metal leg finish** (models GC36531 and GC36533)
(CHM) Chrome
(TBL) Black
(TLA) Latte
(TSH) Shadow
(TTU) Tungsten
(TKA) Kalua
(TMO) Mocha
(TOA) Toast
- **Glides**
(NM) Non-marking glides. No upcharge
(RG) Rubber, non-slip glides. Add \$43.
(FG) Felt glides. Add \$43.

DESCRIPTION	FEATURES	MODEL #	STANDARD TEXTILE GRADES											
			COM	2	3	4	5	6	7	8	9	10	11	12
 Armless Guest Chair, Wood Legs COM: 2.75 YD 2.51 M Unit weight: 23.5 LB 10.7 KG Carton weight: 32.5 LB 14.74 KG Carton volume: 13.25 FT³ 0.37 MT³	Active weight 350 lbs.	GC36530	1410	1498	1572	1658	1798	1927	2056	2169	2309	2441	2620	2873
		OVERALL DIMENSIONS			SEAT DIMENSIONS			BACK DIMENSIONS						
		W	D	H	W	D	H	W	H					
		IN 24 MM 610	22.25 565	34 864	19 483	18 457	19 483	15 381	15.5 394					
		RTA 00	1 per carton											
 Armless Guest Chair, Metal Legs COM: 2.75 YD 2.51 M Unit weight: 25.5 LB 11.6 KG Carton weight: 34.5 LB 15.65 KG Carton volume: 13.25 FT³ 0.37 MT³	Active weight 350 lbs.	GC36531	1335	1423	1497	1583	1723	1852	1981	2094	2234	2366	2545	2798
		OVERALL DIMENSIONS			SEAT DIMENSIONS			BACK DIMENSIONS						
		W	D	H	W	D	H	W	H					
		IN 24 MM 610	22.25 565	34 864	19 483	18 457	19 483	15 381	15.5 394					
		RTA 00	1 per carton											

DESCRIPTION	MODEL# / FEATURES	STANDARD TEXTILE GRADES														
		COM	2	3	4	5	6	7	8	9	10	11	12			
 <p>Guest Armchair, Wood Legs COM: 2.75 YD 2.51 M Unit weight: 24 LB 10.9 KG Carton weight: 33 LB 14.97 KG Carton volume: 13.25 FT³ 0.37 MT³</p>	Active weight 350 lbs.	GC36532	1410	1498	1572	1658	1798	1927	2056	2169	2309	2441	2620	2873		
		OVERALL DIMENSIONS			SEAT DIMENSIONS			BACK DIMENSIONS								
		W	D	H	W	D	H	W	H							
		IN 24	22	34.25	19	18.5	18.5	17	15.75							
		MM 610	559	870	483	470	470	432	400							
		RTA 00		1 per carton												
		<hr/>														
		 <p>Guest Armchair, Metal Legs COM: 2.75 YD 2.51 M Unit weight: 26 LB 11.8 KG Carton weight: 35 LB 15.88 KG Carton volume: 13.25 FT³ 0.37 MT³</p>	Active weight 350 lbs.	GC36533	1335	1423	1497	1583	1723	1852	1981	2094	2234	2366	2545	2798
				OVERALL DIMENSIONS			SEAT DIMENSIONS			BACK DIMENSIONS						
				W	D	H	W	D	H	W	H					
IN 24	22			34.25	19	18.5	18.5	17	15.75							
MM 610	559			870	483	470	470	432	400							
RTA 00				1 per carton												

KATE



model 2811-4



model 2813


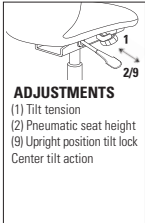

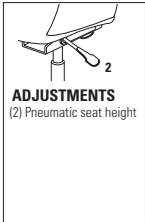

STANDARD FEATURES

- A contemporary, yet retro series featuring sculpted seat and back cushions.
- Fully upholstered closed arms offer a unique style and function in the workplace.
- Tilter and swivel are standard with a five prong, polished aluminum base with dual wheel carpet casters (**C10**).
- Armchair are standard with steel frame and leg in Chrome finish. These bases are equipped with a Black polypropylene glide as standard.
- Upholstery options: fabric, vinyl or leather. Vinyl and leather models may feature stitch detail across the seat and/or back cushions, if applicable.

OPTIONAL FEATURES

- There are no arm options for this series.
- An optional Black injection molded base (**BLK**) is available, please specify. No upcharge.
- (**C7**) glides are available, please specify. No upcharge.
- For hard surface flooring casters, please specify (**C10R**). Add \$20.
- For additional caster options, please refer to the Arm and Caster section (page 105). *Optional casters may be priced higher than the standard casters for your chair and the difference will be charged. Lower priced optional casters will not be credited.*



DESCRIPTION	FEATURES	MODEL #	STANDARD TEXTILE GRADES													
			1	2	3	4	5	6	7	8	9	10	11	12		
 <p>MB Tilter COM: 3.75 YD 3.43 M Unit weight: 40 LB 18.2 KG Carton weight: 47 LB 21.32 KG Carton volume: 15.75 FT³ 0.44 MT³</p>	 <p>ADJUSTMENTS (1) Tilt tension (2) Pneumatic seat height (9) Upright position tilt lock Center tilt action</p> <p>Ergonomic features: A, B, C, N</p>	2811-4	1187	1307	1408	1525	1716	1892	2068	2222	2413	2593	2837	3182		
		OVERALL DIMENSIONS			SEAT DIMENSIONS			BACK DIMENSIONS								
		W	D	H	W	D	H	W	H							
		IN 26 MM 660	24.5 622	33 838	17.5 445	18 457	17.5-22.5 445-572	19 483	15.5 394							
		RTA 00	1 per carton													
 <p>MB Swivel COM: 3.75 YD 3.43 M Unit weight: 36 LB 16.4 KG Carton weight: 43 LB 19.5 KG Carton volume: 15.75 FT³ 0.44 MT³</p>	 <p>ADJUSTMENTS (2) Pneumatic seat height</p> <p>Ergonomic features: C, N</p>	2811-8	1161	1281	1382	1499	1690	1866	2042	2196	2387	2567	2811	3156		
		OVERALL DIMENSIONS			SEAT DIMENSIONS			BACK DIMENSIONS								
		W	D	H	W	D	H	W	H							
		IN 26 MM 660	24.5 622	33 838	17.5 445	18 457	17.5-22.5 445-572	19 483	15.5 394							
		RTA 00	1 per carton													
 <p>MB Armchair COM: 3.75 YD 3.43 M Unit weight: 36 LB 16.4 KG Carton weight: 42 LB 19.05 KG Carton volume: 15.75 FT³ 0.44 MT³</p>	<p>Ergonomic features: N</p>	2813	1128	1248	1349	1466	1657	1833	2009	2163	2354	2534	2778	3123		
		OVERALL DIMENSIONS			SEAT DIMENSIONS			BACK DIMENSIONS								
		W	D	H	W	D	H	W	H							
		IN 26.5 MM 673	26.5 673	33.5 851	17.5 445	18 457	18 457	19 483	15.5 394							
		RTA 00	1 per carton													

LITE



model 5940



model 5944



Closed Loop Arms





model 5945

STANDARD FEATURES

- Lite is a modern series inspired by classic designs.
- Arms are standard in cantilevered or closed loop. Both are made from fiberglass reinforced nylon, available in Black only.
- Frame is heavy duty, equipped with Sytex™ high-strength polyester webbing suspension system for extra comfort.
- Cantilever frame models are 1" diameter 12 gauge tubular steel.
- Four-legged frames are 1" diameter 12 gauge tubular steel front legs and 7/8" diameter 14 gauge tubular steel rear legs, depending on the model.
- Glides are non-marking polypropylene (NM) suitable for both carpet and hard surface flooring.
- All models are rated for active user load of 300 lb. per seat.
- Dual wheel carpet casters (C82) are standard on caster models.

OPTIONAL FEATURES

- Mesh models are available in any of the 24 standard Vue Mesh colors. Seat and back will be the same color mesh. Please specify color: Sandy Beach (VU10), Dessert Sand (VU11), Orange Sunset (VU12), Chocolate Fountain (VU13), Arctic Blue (VU14), Quarry Grey (VU15), Tidal Wave (VU16), Ivy Moss (VU17), Red Rose (VU18), Coal Black (VU19), White (VU20), Lime (VU21), Chartreuse (VU23), Pool Blue (VU26), Sky (VU28), Ice (VU30), Primary Blue (VU32), Tangerine (VU34), Paprika (VU37), Grain (VU40), Yellow (VU43), Silver Grey (VU55), Silver (VU63), Hot Pink (VU65) and Red Mittens (VU70).
- A selection of glide options is available for four-legged chairs (models 5940, 5941, 5942, 5950, 5951 and 5952). Glides must be chosen to best suit flooring type and site conditions. For more information, please refer to the glide section (page 110).
- Glides with felt pads (FG) are available for vinyl sheet, cork or laminate flooring, please specify. Add \$43.
- Glides with rubber pads (RG) are available for vinyl, hardwood, laminate, stone or ceramic flooring, please specify. Add \$43.
- For hard surface flooring casters, please specify (C9R). Add \$21.
- For leg frame finish options, please see page 116. Upcharges apply for plated finishes:
 - (CHM) Chrome. Add \$68.
 - (BCH) Brushed Chrome. Add \$88 for four-legged frame. Add \$102 for four-legged w/casters. Add \$210 for cantilever frame.
 - (SBR) Satin Brass. Add \$186 for four-legged frame. Add \$188 for four-legged w/casters. Add \$316 for cantilever frame.
 - (ACO) Antique Copper. Add \$186 for four-legged frame. Add \$188 for four-legged w/casters. Add \$316 for cantilever frame.

DESCRIPTION	FEATURES	MODEL #	STANDARD TEXTILE GRADES					
 <p>Four-Legged Frame Armless COM: N/A Unit weight: 20 LB 9.1 KG Carton weight: 26 LB 11.79 KG Carton volume: 13.25 FT³ 0.37 MT³</p>		5940	List price					
			650					
			OVERALL DIMENSIONS W D H		SEAT DIMENSIONS W D H		BACK DIMENSIONS W H	
IN 21.75 24.75 34.25 MM 552 629 870		20 17 19 508 432 483		19 16 483 406				
		RTA 00	1 per carton					
 <p>Four-Legged Frame Armless w/Casters COM: N/A Unit weight: 20 LB 9.1 KG Carton weight: 26 LB 11.79 KG Carton volume: 13.25 FT³ 0.37 MT³</p>		5940C	List price					
			735					
			OVERALL DIMENSIONS W D H		SEAT DIMENSIONS W D H		BACK DIMENSIONS W H	
IN 21.5 24.75 34.25 MM 546 629 870		20 17 19 508 432 483		19 16 483 406				
		RTA 00	1 per carton					

DESCRIPTION	FEATURES	MODEL#	STANDARD TEXTILE GRADES
-------------	----------	--------	-------------------------



Four-Legged Frame w/Cantilever Arms

COM: N/A
 Unit weight: 21 LB | 9.5 KG
 Carton weight: 29 LB | 13.15 KG
 Carton volume: 13.75 FT³ | 0.38 MT³

List price								
5941	735							
OVERALL DIMENSIONS			SEAT DIMENSIONS			BACK DIMENSIONS		
W	D	H	W	D	H	W	H	
IN 24	25.5	34.25	20	17	19	19	16	
MM 610	648	870	508	432	483	483	406	
RTA 00		1 per carton						



Four-Legged Frame w/Cantilever Arms & Casters

COM: N/A
 Unit weight: 21 LB | 9.5 KG
 Carton weight: 29 LB | 13.15 KG
 Carton volume: 13.75 FT³ | 0.38 MT³

List price								
5941C	822							
OVERALL DIMENSIONS			SEAT DIMENSIONS			BACK DIMENSIONS		
W	D	H	W	D	H	W	H	
IN 24	25.5	34.25	20	17	19	19	16	
MM 610	648	870	508	432	483	483	406	
RTA 00		1 per carton						



Four-Legged Frame w/Loop Arms

COM: N/A
 Unit weight: 21 LB | 9.5 KG
 Carton weight: 29 LB | 13.15 KG
 Carton volume: 13.75 FT³ | 0.38 MT³

List price								
5942	735							
OVERALL DIMENSIONS			SEAT DIMENSIONS			BACK DIMENSIONS		
W	D	H	W	D	H	W	H	
IN 23.75	25.5	34.25	20	17	19	19	16	
MM 603	648	870	508	432	483	483	406	
RTA 00		1 per carton						



Four-Legged Frame w/Loop Arms & Casters

COM: N/A
 Unit weight: 21 LB | 9.5 KG
 Carton weight: 29 LB | 13.15 KG
 Carton volume: 13.75 FT³ | 0.38 MT³



List price								
5942C	822							
OVERALL DIMENSIONS			SEAT DIMENSIONS			BACK DIMENSIONS		
W	D	H	W	D	H	W	H	
IN 23.75	25.5	34.25	20	17	19	19	16	
MM 603	648	870	508	432	483	483	406	
RTA 00		1 per carton						



Cantilever Frame Armless

COM: N/A
 Unit weight: 21 LB | 9.5 KG
 Carton weight: 27 LB | 12.25 KG
 Carton volume: 13.25 FT³ | 0.37 MT³

List price								
5943	692							
OVERALL DIMENSIONS			SEAT DIMENSIONS			BACK DIMENSIONS		
W	D	H	W	D	H	W	H	
IN 21.75	23.5	34.25	20	17	19	19	16	
MM 552	597	870	508	432	483	483	406	
RTA 00		1 per carton						

DESCRIPTION	FEATURES	MODEL#	STANDARD TEXTILE GRADES						
 <p>Cantilever Frame w/Cantilever Arms COM: N/A Unit weight: 27 LB 12.3 KG Carton weight: 35 LB 15.88 KG Carton volume: 13.75 FT³ 0.38 MT³</p>		List price							
		5944	779						
		OVERALL DIMENSIONS			SEAT DIMENSIONS			BACK DIMENSIONS	
		W	D	H	W	D	H	W	H
		IN 24	23.5	34.25	20	17	19	19	16
		MM 610	597	870	508	432	483	483	406
		RTA 00		1 per carton					
 <p>Cantilever Frame w/Loop Arms COM: N/A Unit weight: 27 LB 12.3 KG Carton weight: 35 LB 15.88 KG Carton volume: 13.75 FT³ 0.38 MT³</p>		List price							
		5945	779						
		OVERALL DIMENSIONS			SEAT DIMENSIONS			BACK DIMENSIONS	
		W	D	H	W	D	H	W	H
		IN 23.75	23.5	34.25	20	17	19	19	16
		MM 603	597	870	508	432	483	483	406
		RTA 00		1 per carton					

MODA



model 6961

Moda Stacking Chairs



For Moda stacking chairs, see page 67.

STANDARD FEATURES

- Moda is an upscale, classic looking multi-purpose product, ideal for conference rooms, training, break out and collaboration areas as well as light-use tasking.
- Chairs are molded with a one-piece shell. Available in Night (BLK), Cloud (IVC) or Shadow (SHW).
- Chair frame consists of a polished aluminum chassis on four steel legs in a durable Chrome finish.
- Standard with nylon glides (N1), suitable for carpet, rubber or concrete flooring.
- Upholstery options: fabric, vinyl or leather. Vinyl and leather models may feature stitch detail across the seat and/or back cushions, if applicable.

OPTIONAL FEATURES



- All models are available with optional armcaps in Black self-skinned urethane (SSU), in Black, Clear Grey or White finish plastic, or in Butternut, Ebony or Walnut woodgrain to match leg finishes.
- Model 6961 armcaps can also be upholstered in the matching fabric, vinyl or leather.
- Adjustable swivel glides (SL) are available for uneven floors, please specify.
- Glides with felt pads (FG) are available for vinyl sheet, cork or laminate flooring, please specify. Add \$17.
- Glides with rubber pads (RG) are available for vinyl sheet, hardwood, laminate, stone or ceramic flooring, please specify. Add \$17.

Please add option codes in the following order:

- **Model number**
6960 Armchair
6961 Armchair w/upholstered seat
- **Textile**
Specify textile code for seat (model 6961 only).
- **Shell finish** (no upcharge)
(BLK) Night
(IVC) Cloud
(SHW) Shadow
- **Armcap finish**
(NC) No armcaps.
(GC) Clear Grey plastic. Add \$24.
(H3) Black plastic. Add \$24.
(H4) White plastic. Add \$24.
(SS) Black SSU. Add \$47.
(BT) Butternut woodgrain plastic. Add \$96.
(EB) Ebony woodgrain plastic. Add \$96.
(WU) Walnut woodgrain plastic. Add \$96.
(UP) Upholstered (matches seat, model 6961 only). Add \$54.
- **Leg finish**
(CHM) Chrome. No upcharge.
(TBL) Black. Add \$72.
(TTU) Tungsten. Add \$72.
(BT) Butternut woodgrain. Add \$149.
(EB) Ebony woodgrain. Add \$149.
(WU) Walnut woodgrain. Add \$149.
- **Glide style** (no upcharge)
(ST) Fixed.
(SL) Adjustable swivel.
- **Glide type**
(N1) Standard nylon. No upcharge.
(FG) Felt. Add \$17.
(RG) Rubber. Add \$17.

EXAMPLE MODA FOUR-LEGGED CHAIR ORDER CODE:

6961	-HD05	-IVC	-NC	-CM	-ST	-N1
Model #	Textile	Shell	Armcaps	Legs	Glide style	Glide type

DESCRIPTION	FEATURES	MODEL #	STANDARD TEXTILE GRADES												
 <p>Four-Legged Armchair COM: N/A Unit weight: 16 LB 7.3 KG Carton weight: 25 LB 11.34 KG Carton volume: 17.5 FT³ 0.49 MT³</p>	Polypropylene seat & back.	List price													
		6960	690												
					OVERALL DIMENSIONS			SEAT DIMENSIONS			BACK DIMENSIONS				
			W	D	H	W	D	H	W	H					
			IN 25	25	31	20.5	18	16	20	15					
			MM 635	635	787	521	457	406	508	381					
			RTA 00		1 per carton										
			1	2	3	4	5	6	7	8	9	10	11	12	
			6961	812	836	856	880	918	953	988	1019	1057	1093	1142	1211
 <p>Four-Legged Armchair COM: 0.75 YD 0.69 M Unit weight: 19 LB 8.6 KG Carton weight: 28 LB 12.7 KG Carton volume: 17.5 FT³ 0.49 MT³</p>	Upholstered seat/polypropylene back.														
					OVERALL DIMENSIONS			SEAT DIMENSIONS			BACK DIMENSIONS				
					W	D	H	W	D	H	W	H			
			IN 25	25	31	20.5	18	16.5	20	14.5					
			MM 635	635	787	521	457	419	508	368					
			RTA 00		1 per carton										

MODA



model 6962

Moda Four-Legged Chairs



For Moda four-legged chairs, please see page 66.

STANDARD FEATURES

- Moda is an upscale, classic looking multi-purpose product, ideal for conference rooms, training, break out and collaboration areas as well as light-use tasking.
- Chairs are molded with a one-piece shell. Available in Night (**BLK**), Cloud (**IVC**) or Shadow (**SHW**).
- Chair frame consists of 0.5" diameter solid steel rod available exclusively in a durable Chrome finish.
- Chairs can be ganged together using ganging clamp set 6970, providing min. 0.25" space between chairs.
- Standard with shell-matching nylon glides (**N1**), suitable for carpet, rubber or concrete flooring.
- Upholstery options: fabric, vinyl or leather. Vinyl and leather models may feature stitch detail across the seat and/or back cushions, if applicable.

OPTIONAL FEATURES

- All models are available with optional armcaps in Black self-skinned urethane (SSU), or in Black, Clear Grey or White finish plastic.
- Model 6963 armcaps can also be upholstered in the matching fabric, vinyl or leather.
- Glides with felt pads (**FG**) are available for vinyl sheet, cork or laminate flooring, please specify. Add \$17.
- Glides with rubber pads (**RG**) are available for vinyl sheet, hardwood, laminate, stone or ceramic flooring, please specify. Add \$17.

Please add option codes in the following order:

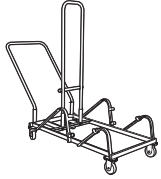
- **Model number**
6962 Armchair
6963 Armchair w/upholstered seat
- **Textile**
Specify textile code for seat (model 6963 only).
- **Shell finish** (no upcharge)
(BLK) Night
(IVC) Cloud
(SHW) Shadow
- **Glides**
(N1) Standard nylon. No upcharge.
(FG) Felt. Add \$17.
(RG) Rubber. Add \$17.
- **Armcap finish**
(NC) No armcaps.
(SS) Black SSU. Add \$47.
(GC) Clear Grey plastic. Add \$24.
(H3) Black plastic. Add \$24.
(H4) White plastic. Add \$24.
(UP) Upholstered (matches seat, model 6963 only). Add \$54.

EXAMPLE MODA STACKING CHAIR ORDER CODE:

6963	-HD05	-IVC	-N1	-NC
Model #	Textile	Shell	Glides	Armcaps

DESCRIPTION	FEATURES	MODEL #	STANDARD TEXTILE GRADES																																				
<p>Armchair, Sled Base COM: N/A Unit weight: 16 LB 7.3 KG Carton weight: 20.5 LB 9.3 KG Carton volume: 17.5 FT³ 0.49 MT³</p>	Polypropylene seat & back. Stacks 5 high on floor. Stacks 14 high on dolly.	List price																																					
		6962	596																																				
				OVERALL DIMENSIONS W D H IN 25 25 31 MM 635 635 787			SEAT DIMENSIONS W D H IN 20.5 18 16 MM 521 457 406			BACK DIMENSIONS W H IN 20 15 MM 508 381																													
		RTA 00	2 per carton (pricing and specifications are for one chair)																																				
<p>Armchair, Sled Base COM: 0.75 YD 0.69 M Unit weight: 19 LB 8.6 KG Carton weight: 23.5 LB 10.66 KG Carton volume: 17.5 FT³ 0.49 MT³</p>	Upholstered seat/polypropylene back. Stacks 4 high on floor. Stacks 8 high on dolly.	<table border="1"> <tr> <td></td> <td>1</td> <td>2</td> <td>3</td> <td>4</td> <td>5</td> <td>6</td> <td>7</td> <td>8</td> <td>9</td> <td>10</td> <td>11</td> <td>12</td> </tr> <tr> <td>6963</td> <td>716</td> <td>740</td> <td>760</td> <td>784</td> <td>822</td> <td>857</td> <td>892</td> <td>923</td> <td>961</td> <td>997</td> <td>1046</td> <td>1115</td> </tr> </table>													1	2	3	4	5	6	7	8	9	10	11	12	6963	716	740	760	784	822	857	892	923	961	997	1046	1115
			1	2	3	4	5	6	7	8	9	10	11	12																									
		6963	716	740	760	784	822	857	892	923	961	997	1046	1115																									
		OVERALL DIMENSIONS W D H IN 25 25 31 MM 635 635 787			SEAT DIMENSIONS W D H IN 20.5 18 16.5 MM 521 457 419			BACK DIMENSIONS W H IN 20 14.5 MM 508 368																															
		RTA 00	2 per carton (pricing and specifications are for one chair)																																				

DESCRIPTION	FEATURES	MODEL#	STANDARD TEXTILE GRADES
-------------	----------	--------	-------------------------



Medium Density Dolly

COM: N/A
 Unit weight: 43 LB | 19.5 KG
 Carton weight: 60 LB | 27.22 KG
 Carton volume: 13.25 FT³ | 0.37 MT³

Can stack chairs up to 14 high.
 For upholstered models, can stack chairs up to 8 high.

List price							
6969	923						
OVERALL DIMENSIONS			SEAT DIMENSIONS			BACK DIMENSIONS	
W	D	H	W	D	H	W	H
IN 25	63	36.75	-	-	-	-	-
MM 635	1600	933	-	-	-	-	-
RTA 1		1 per carton					



Ganging Clamps - Set of 2

COM: N/A
 Unit weight: 0.13 LB | 0.1 KG
 Carton weight: 0.3 LB | 0.14 KG
 Carton volume: 0.3 FT³ | 0.01 MT³

List price							
6970	42						
OVERALL DIMENSIONS			SEAT DIMENSIONS			BACK DIMENSIONS	
W	D	H	W	D	H	W	H
IN 3	1.5	0.75	-	-	-	-	-
MM 76	38	19	-	-	-	-	-
RTA 00		courier Pricing is for the set, specifications are for one clamp					

POPCORN



model 6711



model 6712



Hand Hold Feature




	Popcorn Chair Stacking Capability	
	Stacking on floor	Stacking on dolly
Armless		
Polypropylene seat	up to 10 high	up to 34 high
Upholstered seat	up to 8 high	up to 15 high
With Arms		
Polypropylene seat	up to 10 high	up to 34 high
Upholstered seat	up to 8 high	up to 15 high

STANDARD FEATURES

- Popcorn is a high quality stacking chair, ideal for multi-purpose stack applications within corporate, government and healthcare facilities.
- Chair frame is constructed of 0.5" diameter solid steel rod available exclusively in a durable Chrome finish. There is no crossbar to interfere with feet or leg positions.
- Chairs are "wall safe". Rear legs hit the baseboard first leaving clearance between the back of the chair and the wall, saving both the chair and the wall from damage.
- Upper back features a cut-out hand hold to assist in stacking and transportation.
- Seat and back consists of a one-piece polypropylene shell for strength and ease of cleaning and disinfecting.
- Chairs can be ganged together using ganging clamp set 6626, providing no space between armchair models and 5" space between armless models.
- Chrome frame without glides is standard and suitable for cork, rubberized and carpeted floors.
- Upholstery options: fabric, vinyl or leather. Vinyl and leather models may feature stitch detail across the seat and/or back cushions, if applicable.
- Upholstered models are equipped with a smooth Black shroud underneath the seat to help prevent frame imprints on the lower chair while stacked.

OPTIONAL FEATURES

- Polypropylene shell and coordinating arms are available in 14 designer colors: Buzz Blue (BZB), Cactus (CCT), Carrot (CRO), Cloud (IVC), Dijon (DJN), Eggplant (EGP), Fog (FOG), Frost (FRO), Ink (INK), Latte (LAB), Night (BLK), Sand (SND), Scarlet (SAR) and Shadow (SHW). Please specify.
- A selection of glide options is available. Glides must be chosen to best suit flooring type and site conditions. For more information, please refer to the glide section (page 110).
- Clear polycarbonate glides (**CG**) are available for carpet, rubber or concrete flooring, please specify. Add \$9.
- Glides with stainless steel pads (**SG**) are available for carpet or rubber flooring, please specify. Add \$19.
- Glides with felt pads (**FG**) are available for vinyl sheet, cork or laminate flooring, please specify. Add \$19.
- Glides with rubber pads (**RG**) are available for vinyl, hardwood, laminate, stone or ceramic flooring, please specify. Add \$19.

DESCRIPTION	FEATURES	MODEL #	STANDARD TEXTILE GRADES											
 <p>Armchair COM: N/A Unit weight: 21 LB 9.5 KG Carton weight: 23.5 LB 10.66 KG Carton volume: 23 FT³ 0.65 MT³</p>	<p>Polypropylene seat & back.</p> <p>Stacks 10 high on floor.</p> <p>Stacks 34 high on dolly.</p>	<p>6710</p>	List price											
			282											
			OVERALL DIMENSIONS			SEAT DIMENSIONS			BACK DIMENSIONS					
			IN	24.5	23.5	32.5	18	18	16.5	19.5	16			
MM	622	597	826	457	457	419	495	406						
<p>RTA 00 4 per carton (pricing and specifications are for one chair)</p>														
 <p>Armless Chair COM: N/A Unit weight: 15 LB 6.8 KG Carton weight: 17.25 LB 7.82 KG Carton volume: 17 FT³ 0.48 MT³</p>	<p>Polypropylene seat & back.</p> <p>Stacks 10 high on floor.</p> <p>Stacks 34 high on dolly.</p>	<p>6711</p>	List price											
			208											
			OVERALL DIMENSIONS			SEAT DIMENSIONS			BACK DIMENSIONS					
			IN	20	23.5	32.5	18	18	16.5	19.5	16			
MM	508	597	826	457	457	419	495	406						
<p>RTA 00 4 per carton (pricing and specifications are for one chair)</p>														
 <p>Armchair COM: 0.75 YD 0.69 M Unit weight: 22 LB 10 KG Carton weight: 25.25 LB 11.45 KG Carton volume: 26.75 FT³ 0.75 MT³</p>	<p>Upholstered seat/polypropylene back.</p> <p>Stacks 8 high on floor.</p> <p>Stacks 15 high on dolly.</p>	<p>6712</p>	List price											
			<p>1 2 3 4 5 6 7 8 9 10 11 12</p> <p>371 395 415 439 477 512 547 578 616 652 701 770</p>											
			OVERALL DIMENSIONS			SEAT DIMENSIONS			BACK DIMENSIONS					
			IN	24.5	23.5	32.5	18	18	17	19.5	15.5			
MM	622	597	826	457	457	432	495	394						
<p>RTA 00 4 per carton (pricing and specifications are for one chair)</p>														

DESCRIPTION	FEATURES	MODEL#	STANDARD TEXTILE GRADES											
			1	2	3	4	5	6	7	8	9	10	11	12



Armless Chair
 COM: 0.75 YD | 0.69 M
 Unit weight: 16 LB | 7.3 KG
 Carton weight: 19.25 LB | 8.73 KG
 Carton volume: 19.25 FT³ | 0.54 MT³

Upholstered seat/polypropylene back.
 Stacks 8 high on floor.
 Stacks 15 high on dolly.

6713	296	320	340	364	402	437	472	503	541	577	626	695
------	-----	-----	-----	-----	-----	-----	-----	-----	-----	-----	-----	-----

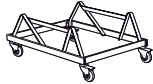
OVERALL DIMENSIONS			SEAT DIMENSIONS			BACK DIMENSIONS	
W	D	H	W	D	H	W	H

IN	20	23.5	32.5	18	18	17	19.5	15.5
MM	508	597	826	457	457	432	495	394

RTA 00 4 per carton (pricing and specifications are for one chair)

List price

6714 771



Medium Density Dolly
 COM: N/A
 Unit weight: 24 LB | 10.9 KG
 Carton weight: 29 LB | 13.15 KG
 Carton volume: 9 FT³ | 0.25 MT³

For upholstered models.
 Can stack chairs up to 15 high.
 Fits through standard 80" door frame.

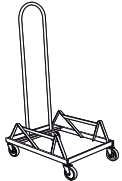
OVERALL DIMENSIONS			SEAT DIMENSIONS			BACK DIMENSIONS	
W	D	H	W	D	H	W	H

IN	23	31	18.5	-	-	-	-	-
MM	584	787	470	-	-	-	-	-

RTA 00 1 per carton

List price

6715 771



High Density Dolly
 COM: N/A
 Unit weight: 30 LB | 13.6 KG
 Carton weight: 36 LB | 16.33 KG
 Carton volume: 5.5 FT³ | 0.15 MT³

For polypropylene models.
 Can stack chairs up to 34 high.
 Fits through standard 80" door frame.

OVERALL DIMENSIONS			SEAT DIMENSIONS			BACK DIMENSIONS	
W	D	H	W	D	H	W	H

IN	21.37	31.75	51.75	-	-	-	-	-
MM	543	806	1314	-	-	-	-	-

RTA 1 1 per carton

List price

6626 20



Ganging Clamps - Set of 2
 COM: N/A
 Unit weight: 0.25 LB | 0.1 KG
 Carton weight: 0.3 LB | 0.14 KG
 Carton volume: 0.04 FT³ | 0.001 MT³

OVERALL DIMENSIONS			SEAT DIMENSIONS			BACK DIMENSIONS	
W	D	H	W	D	H	W	H

IN	1	6.5	0.75	-	-	-	-	-
MM	25	165	19	-	-	-	-	-

RTA 00 2 per carton (pricing is for the set, specifications are for one bracket)

ROMA NESTER



model 1898

model 1908



(models 1890, 1890L, 1900, 1900L)







The polypropylene medium back features a flexible construction that provides support, proper spinal alignment and comfort when moving or reaching in a seated position.




STANDARD FEATURES

- Flexible, elegant and affordable, Roma offers a family of seating with simple clean lines.
- Three back versions are available: mesh, flexible polypropylene or honeycomb polypropylene back.
- Upholstered back cover (1909) may be ordered separately, easily installed on flexible polypropylene backs only.
- Models with a flexible polypropylene back feature a built in lumbar support designed to move as you move and is available exclusively in Black.
- The horizontal nesting chairs are easy to store. Simply flip the seat upward and then roll into nesting position, like a shopping cart.
- When nesting horizontal nesting chairs, each additional chair adds 8" (203 mm) to the depth.
- Standard with soft, durable self-skinned urethane (SSU) armcaps that are warm to the touch.
- Nesting chairs are available with a Black (TBL), Shadow (TSH) or Tungsten (TTU) frame.
- Dual wheel carpet casters (C1) are standard.
- Upholstery options: fabric, vinyl or leather. Vinyl and leather models may feature stitch detail across the seat and/or back cushions, if applicable.
- Models upholstered in leather have a radius seam towards the rear of the seat.

OPTIONAL FEATURES

- Breathable mesh back is available in six colors: Autumn Orange (AO), Fall Burgundy (FB), Midnight Black (MB), Spring Green (SG), Summer Blue (SB) and Winter Grey (WG).
- Optional Chrome (CHM) frame is available, please specify. Add \$26.
- For hard surface flooring casters, please specify (C9R). Add \$17.
- For non-nesting Roma chairs and stools see page 39.

DESCRIPTION	FEATURES	MODEL #	STANDARD TEXTILE GRADES													
			1	2	3	4	5	6	7	8	9	10	11	12		
  <p>Honeycomb MB - Armless Flip Seat Nesting Chair COM: 1 YD 0.91 M Unit weight: 22 LB 10 KG Carton weight: 29 LB 13.15 KG Carton volume: 13.75 FT³ 0.38 MT³</p>	<p>Ergonomic features: M, N</p>	1888	625	657	684	715	766	813	860	901	952	1000	1065	1157		
		<p>OVERALL DIMENSIONS</p> <p>W D H</p>			<p>SEAT DIMENSIONS</p> <p>W D H</p>			<p>BACK DIMENSIONS</p> <p>W H</p>								
		IN	24.5	23.5	36	19.5	17	18	18.5	18						
MM	622	597	914	495	432	457	470	457								
			RTA 00	1 per carton												
  <p>Mesh MB - Armless Flip Seat Nesting Chair COM: 1 YD 0.91 M Unit weight: 22 LB 10 KG Carton weight: 29 LB 13.15 KG Carton volume: 13.75 FT³ 0.38 MT³</p>	<p>Ergonomic features: M, N</p>	1889	593	625	652	683	734	781	828	869	920	968	1033	1125		
		<p>OVERALL DIMENSIONS</p> <p>W D H</p>			<p>SEAT DIMENSIONS</p> <p>W D H</p>			<p>BACK DIMENSIONS</p> <p>W H</p>								
		IN	24.5	23.5	36	19.5	17	18	18.5	18						
MM	622	597	914	495	432	457	470	457								
			RTA 00	1 per carton												
  <p>Polypropylene MB - Armless Flip Seat Nesting Chair COM: 1 YD 0.91 M Unit weight: 22 LB 10 KG Carton weight: 29 LB 13.15 KG Carton volume: 13.75 FT³ 0.38 MT³</p>	<p>Ergonomic features: M, N</p>	1890	593	625	652	683	734	781	828	869	920	968	1033	1125		
		<p>OVERALL DIMENSIONS</p> <p>W D H</p>			<p>SEAT DIMENSIONS</p> <p>W D H</p>			<p>BACK DIMENSIONS</p> <p>W H</p>								
		IN	24.5	23.5	36	19.5	17	18	18.5	18						
MM	622	597	914	495	432	457	470	457								
			RTA 00	1 per carton												

DESCRIPTION	FEATURES	MODEL#	STANDARD TEXTILE GRADES													
			1	2	3	4	5	6	7	8	9	10	11	12		
 <p>Honeycomb MB - Flip Seat Nesting Armchair COM: 1 YD 0.91 M Unit weight: 23 LB 10.5 KG Carton weight: 30 LB 13.61 KG Carton volume: 13.75 FT³ 0.38 MT³</p>	Ergonomic features: M, N	1898	684	716	743	774	825	872	919	960	1011	1059	1124	1216		
			OVERALL DIMENSIONS			SEAT DIMENSIONS			BACK DIMENSIONS							
			W	D	H	W	D	H	W	H						
			IN 24.5	23.5	36	19.5	17	18	18.5	18						
			MM 622	597	914	495	432	457	470	457						
			RTA 00	1 per carton												
 <p>Mesh MB - Flip Seat Nesting Armchair COM: 1 YD 0.91 M Unit weight: 23 LB 10.5 KG Carton weight: 30 LB 13.61 KG Carton volume: 13.75 FT³ 0.38 MT³</p>	Ergonomic features: M, N	1899	654	686	713	744	795	842	889	930	981	1029	1094	1186		
			OVERALL DIMENSIONS			SEAT DIMENSIONS			BACK DIMENSIONS							
			W	D	H	W	D	H	W	H						
			IN 24.5	23.5	36	19.5	17	18	18.5	18						
			MM 622	597	914	495	432	457	470	457						
			RTA 00	1 per carton												
 <p>Polypropylene MB - Flip Seat Nesting Armchair COM: 1 YD 0.91 M Unit weight: 23 LB 10.5 KG Carton weight: 30 LB 13.61 KG Carton volume: 13.75 FT³ 0.38 MT³</p>	Ergonomic features: M, N	1900	654	686	713	744	795	842	889	930	981	1029	1094	1186		
			OVERALL DIMENSIONS			SEAT DIMENSIONS			BACK DIMENSIONS							
			W	D	H	W	D	H	W	H						
			IN 24.5	23.5	36	19.5	17	18	18.5	18						
			MM 622	597	914	495	432	457	470	457						
			RTA 00	1 per carton												

SAS



model 8647

STANDARD FEATURES

- Sas side chairs and stools have a single, molded plywood veneer shell.
- Available with wood or upholstered seat.
- Seat dimensions do not account for upholstered models.
- Seat upholstery options: fabric, vinyl or leather. Vinyl and leather models may feature stitch detail across the seat cushion, if applicable.
- Wood side chairs stack up to 4 high on floor or up to 10 high on dolly.
- Upholstered models do not stack.
- Chairs are standard with Black polyethylene glides.


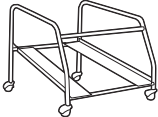
OPTIONAL FEATURES

Please add option codes in the following order:

- **Textile**
Specify textile code.
- **Back shape**
(B) Straight back. No upcharge.
- **Frame**
For leg frame finish options, please see page 116. For Chrome **(CHM)** finish, add \$77.
- **Shell finish**
(AAM) Absolute
(ACQ) Amber Cherry
(BKM) Black
(ACM) Cherry
(EOM) English Oak
(ECM) Espresso Cafe
(TFM) Fruitwood
(HGM) Gray
(AHM) Honey
(TMM) Mahogany
(AVM) Maple
(MWM) Medium Walnut
(ASM) Night
(NBM) Noce Biondo
(NGM) Noce Grigio
(NEM) Noce Leggero
(NMM) Noce Medio
(SKM) Shaker Cherry
(TWM) Walnut
(WTM) WC Cream
(WHM) White. Add \$75.
(WCM) Winter Cherry

EXAMPLE SAS ORDER CODE:

8647P	-HD05	-B	-AAM	-BK
Model #	Textile	Back Shape	Shell	Frame Color

DESCRIPTION	FEATURES	MODEL #	STANDARD TEXTILE GRADES												
			1	2	3	4	5	6	7	8	9	10	11	12	
 <p>Mid Back Side Chair, 18" H COM: N/A Unit weight: 12 LB 5.5 KG Carton weight: 16 LB 7.26 KG Carton volume: 12 FT³ 0.33 MT³</p>	<p>Stacks 4 high on floor. Stacks 10 high on dolly. Upholstered models do not stack.</p>	8647	402												
		8647P	493	517	537	561	599	634	669	700	738	774	823	892	
		OVERALL DIMENSIONS			SEAT DIMENSIONS			BACK DIMENSIONS							
		W D H			W D H			W H							
		IN	18.75	21	33	16	15.5	18	16	15					
MM	476	533	838	406	394	457	406	381							
				RTA 00	2 per carton										
List price															
		8649	373												
 <p>Dolly COM: N/A Unit weight: 19 LB 8.6 KG Carton weight: 24 LB 10.89 KG Carton volume: 10.75 FT³ 0.3 MT³</p>	<p>Black finish</p>														
		OVERALL DIMENSIONS			SEAT DIMENSIONS			BACK DIMENSIONS							
		W D H			W D H			W H							
		IN	25.75	28.5	22	-	-	-	-	-					
		MM	654	724	559	-	-	-	-	-					
				RTA 00	1 per carton										

SIDERO



model 6901 (BLK)



model 6900 (BLK) stacked






model 6900C






STANDARD FEATURES

- Sidero seating has a sculpted appearance, featuring wide curved arms and a round tubular steel frame.
- Sidero includes side chairs (arms and armless), available with casters or with a sled base.
- Arms are 2.125" wide and full length, offering support to help stabilize users as they sit in or exit chairs.
- The gently curved arms are made from incredibly strong fiberglass reinforced nylon.
- The back of the chair is compound curved to provide comfort and support in multiple seating positions. No visible back attachment hardware.
- Chairs are "wall safe". Rear legs hit the baseboard first leaving clearance between the back of the chair and the wall, saving both the chair and the wall from damage.
- Arm and armless models can be joined together using ganging clamp model 2180.
- Equipped with a polypropylene seat shroud that helps stabilize chairs when stacked and avoid frame imprints on upholstered seats.
- Four-legged models can be stacked. Stools and sled base models do not stack.
- Standard glide is durable Black polypropylene.
- Dual wheel carpet casters (**C82**) are standard on four-legged chairs with casters.
- Upholstery options: fabric, vinyl or leather. Vinyl and leather models may feature stitch detail across the seat and/or back cushions, if applicable.

OPTIONAL FEATURES

- Optional abrasion resistant outer back fabric (polyester) is available. Resistant to impact damage. Available in Black only. Please specify (**BKB**). Add \$17.
- A selection of glide options is available. Glides must be chosen to best suit flooring type and site conditions. For more information, please refer to the glide section (page 110).
- Glides with felt pads (**FG**) are available for vinyl sheet, cork or laminate flooring, please specify. Add \$43.
- Glides with rubber pads (**RG**) are available for vinyl, hardwood, laminate, stone or ceramic flooring, please specify. Add \$43.
- For chairs used on hard surface floors, please specify opaque, off-white, non-marking glides (**NM**). No upcharge.
- Steel cushioned self-leveling glides (**B**) are available on all models (adds 0.5" to seat height), please specify. Add \$17.
- For hard surface flooring casters, please specify (**C9R**). Four-legged models, add \$17.
- Rugged steel frame is available in many finishes, please see page 116. For Chrome (**CHM**) finish, add \$26.

DESCRIPTION	FEATURES	MODEL #	STANDARD TEXTILE GRADES													
			1	2	3	4	5	6	7	8	9	10	11	12		
 <p>Armchair COM: 1.25 YD 1.14 M Unit weight: 23 LB 10.5 KG Carton weight: 31.5 LB 14.29 KG Carton volume: 15.5 FT³ 0.43 MT³</p>	<p>Stacks 5 high on floor. Stacks 8 high on dolly.</p> <p>Ergonomic features: M, N</p>	6900	425	465	499	538	601	660	719	770	834	894	975	1090		
		OVERALL DIMENSIONS			SEAT DIMENSIONS			BACK DIMENSIONS								
		W D H			W D H			W H								
		IN 25.5 24 33			19.5 18 17.5			19 15.5								
		MM 648 610 838			495 457 445			483 394								
		RTA 00	1 per carton													
 <p>Armchair w/Casters COM: 1.25 YD 1.14 M Unit weight: 23 LB 10.5 KG Carton weight: 31.5 LB 14.29 KG Carton volume: 15.5 FT³ 0.43 MT³</p>	<p>Stacks 3 high on floor.</p> <p>Ergonomic features: M, N</p>	6900C	509	549	583	622	685	744	803	854	918	978	1059	1174		
		OVERALL DIMENSIONS			SEAT DIMENSIONS			BACK DIMENSIONS								
		W D H			W D H			W H								
		IN 25.5 24 33			19.5 18 17.5			19 15.5								
		MM 648 610 838			495 457 445			483 394								
		RTA 00	1 per carton													
 <p>Side Chair COM: 1.25 YD 1.14 M Unit weight: 20 LB 9.1 KG Carton weight: 28 LB 12.7 KG Carton volume: 13.75 FT³ 0.38 MT³</p>	<p>Stacks 5 high on floor. Stacks 8 high on dolly.</p> <p>Ergonomic features: M, N</p>	6901	396	436	470	509	572	631	690	741	805	865	946	1061		
		OVERALL DIMENSIONS			SEAT DIMENSIONS			BACK DIMENSIONS								
		W D H			W D H			W H								
		IN 21 24 33			19.5 18 17.5			19 15.5								
		MM 533 610 838			495 457 445			483 394								
		RTA 00	1 per carton													

DESCRIPTION	FEATURES	MODEL#	STANDARD TEXTILE GRADES													
			1	2	3	4	5	6	7	8	9	10	11	12		
 <p>Side Chair w/Casters COM: 1.25 YD 1.14 M Unit weight: 20 LB 9.1 KG Carton weight: 28 LB 12.7 KG Carton volume: 13.75 FT³ 0.38 MT³</p>	Stacks 3 high on floor. Ergonomic features: M, N	6901C	480	520	554	593	656	715	774	825	889	949	1030	1145		
		OVERALL DIMENSIONS			SEAT DIMENSIONS			BACK DIMENSIONS								
		W	D	H	W	D	H	W	H							
		IN 21	24	33	19.5	18	17.5	19	15.5							
		MM 533	610	838	495	457	445	483	394							
		RTA 00	1 per carton													
 <p>Armchair - Sled Base COM: 1.25 YD 1.14 M Unit weight: 26 LB 11.8 KG Carton weight: 34.5 LB 15.65 KG Carton volume: 15.5 FT³ 0.43 MT³</p>	Does not stack. Ergonomic features: M, N	6902	519	559	593	632	695	754	813	864	928	988	1069	1184		
		OVERALL DIMENSIONS			SEAT DIMENSIONS			BACK DIMENSIONS								
		W	D	H	W	D	H	W	H							
		IN 25.5	24	33	19.5	18	17.5	19	15.5							
		MM 648	610	838	495	457	445	483	394							
		RTA 00	1 per carton													
 <p>Side Chair - Sled Base COM: 1.25 YD 1.14 M Unit weight: 24 LB 10.9 KG Carton weight: 32 LB 14.51 KG Carton volume: 13.75 FT³ 0.38 MT³</p>	Does not stack. Ergonomic features: M, N	6903	493	533	567	606	669	728	787	838	902	962	1043	1158		
		OVERALL DIMENSIONS			SEAT DIMENSIONS			BACK DIMENSIONS								
		W	D	H	W	D	H	W	H							
		IN 21	24	33	19.5	18	17.5	19	15.5							
		MM 533	610	838	495	457	445	483	394							
		RTA 00	1 per carton													
 <p>Dolly COM: N/A Unit weight: 13 LB 5.9 KG Carton weight: 16 LB 7.26 KG Carton volume: 3.8 FT³ 0.1 MT³</p>		List price														
		2125WS	290													
		OVERALL DIMENSIONS			SEAT DIMENSIONS			BACK DIMENSIONS								
		W	D	H	W	D	H	W	H							
		IN 23.25	24.75	12.25	-	-	-	-	-							
MM 591	629	311	-	-	-	-	-									
		RTA 00		1 per carton												

SONIC



model 6514MB






model 6515WS (TUN)

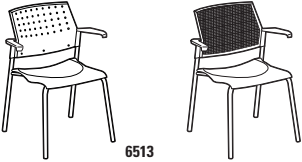
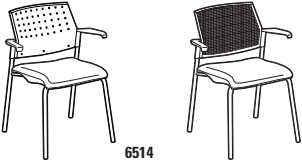

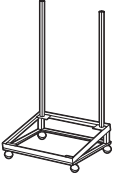

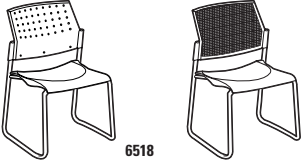
STANDARD FEATURES

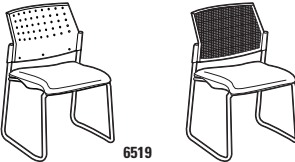

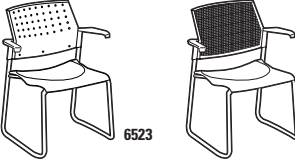
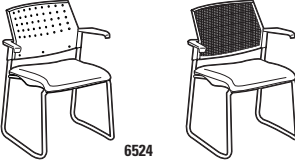

- Sonic series includes: four-legged models, sled base models and caster models.
- Four-legged/freestanding models are standard with straight legs or with a "WS" wall saver frame and durable Black polypropylene glides.
- "WS" models have a wall saver frame design; rear legs hit the baseboard first leaving clearance between the back of the chair and the wall, saving both the chair and the wall from damage.
- Four-legged/freestanding chairs are standard with Chrome legs.
- Four-legged/freestanding models are stackable up to 5 high on floor and 10 high on dolly 6517WS.
- Units available with or without arms. Arms available in Black only.
- Dual wheel carpet casters (C1) are standard on any four-legged model with casters.
- Upholstery options: fabric, vinyl or leather. Vinyl and leather models may feature stitch detail across the seat and/or back cushions, if applicable.
- Mesh back (MB) models are available in Black mesh only.

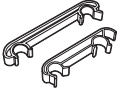

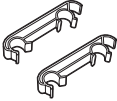






OPTIONAL FEATURES

- Polypropylene seats and backs are available in 14 designer colors: Buzz Blue (BZB), Cactus (CCT), Carrot (CRO), Cloud (IVC), Dijon (DJN), Eggplant (EGP), Fog (FOG), Frost (FRO), Ink (INK), Latte (LAB), Night (BLK), Sand (SND), Scarlet (SAR) and Shadow (SHW). Please specify.
- For four-legged/freestanding chairs frame finish options, please see page 116.
- For hard surface flooring casters on four-legged models, please specify (C9R). Add \$17.
- A selection of glide options is available. Glides must be chosen to best suit flooring type and site conditions. For more information, please refer to the glide section (page 110).
- Glides with felt pads (FG) are available for vinyl sheet, cork or laminate flooring, please specify. Add \$43.
- Glides with rubber pads (RG) are available for vinyl, hardwood, laminate, stone or ceramic flooring, please specify. Add \$43.
- Opaque off-white non-marking glides for hard surface flooring are optional for guest chairs, please specify (NM). No upcharge.
- Steel cushioned glides (B) are available on any four-legged model without casters, please specify. Add \$17.

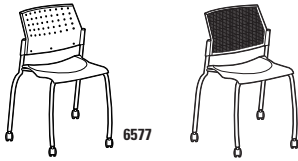
DESCRIPTION	FEATURES	MODEL #	STANDARD TEXTILE GRADES											
 <p>6508</p> <p>Armless Chair COM: N/A Unit weight: 7.5 LB 3.4 KG Carton weight: 11.5 LB 5.22 KG Carton volume: 13.75 FT³ 0.38 MT³</p>	<p>Polypropylene seat.</p> <p>Stacks 5 high on floor. Stacks 10 high on dolly.</p>	<p>6508MB (mesh back)</p>	List price											
			<p>6508 213 6508WS 243 6508MB 271 6508WSMB 300</p>	OVERALL DIMENSIONS			SEAT DIMENSIONS			BACK DIMENSIONS				
			W	D	H	W	D	H	W		H			
			IN 21.5	22	33	17	16	18	17		15			
			MM 546	559	838	432	406	457	432		381			
			RTA 00 2 per carton (pricing and specifications are for one chair)											
 <p>6509</p> <p>Armless Chair COM: 0.75 YD 0.69 M Unit weight: 10 LB 4.5 KG Carton weight: 14 LB 6.35 KG Carton volume: 13.75 FT³ 0.38 MT³</p>	<p>Upholstered seat.</p> <p>Stacks 5 high on floor. Stacks 10 high on dolly.</p>	<p>6509MB (mesh back)</p>	1 2 3 4 5 6 7 8 9 10 11 12											
			<p>6509 272 296 316 340 378 413 448 479 517 553 602 671 6509MB 329 353 373 397 435 470 505 536 574 610 659 728 6509WS 297 321 341 365 403 438 473 504 542 578 627 696 6509WSMB 355 379 399 423 461 496 531 562 600 636 685 754</p>	OVERALL DIMENSIONS			SEAT DIMENSIONS			BACK DIMENSIONS				
			W	D	H	W	D	H	W		H			
			IN 21.5	22	33	17	16	18.5	17		14.5			
			MM 546	559	838	432	406	470	432		368			
			RTA 00 2 per carton (pricing and specifications are for one chair)											
 <p>6511</p> <p>Armless Chair COM: 0.75 YD 0.69 M Unit weight: 11 LB 5 KG Carton weight: 15 LB 6.8 KG Carton volume: 13.75 FT³ 0.38 MT³</p>	<p>Upholstered seat & back.</p> <p>Stacks 5 high on floor. Stacks 10 high on dolly.</p>		1 2 3 4 5 6 7 8 9 10 11 12											
			<p>6511 310 334 354 378 416 451 486 517 555 591 640 709 6511WS 336 360 380 404 442 477 512 543 581 617 666 735 Wall saver</p>	OVERALL DIMENSIONS			SEAT DIMENSIONS			BACK DIMENSIONS				
			W	D	H	W	D	H	W		H			
			IN 21.5	22	33.5	17	15.5	18.5	17		15			
			MM 546	559	851	432	394	470	432		381			
			RTA 00 2 per carton (pricing and specifications are for one chair)											

DESCRIPTION	FEATURES	MODEL#	STANDARD TEXTILE GRADES																																																																									
 <p>6513 6513MB (mesh back)</p>	<p>Polypropylene seat.</p> <p>Stacks 5 high on floor. Stacks 10 high on dolly.</p>	List price																																																																										
		<p>6513 271</p> <p>6513WS 297</p> <p>6513MB 328</p> <p>6513WSMB 355</p>																																																																										
<p>Armchair COM: N/A Unit weight: 9.5 LB 4.3 KG Carton weight: 13.5 LB 6.12 KG Carton volume: 13.75 FT³ 0.38 MT³</p>		<table border="1"> <thead> <tr> <th colspan="3">OVERALL DIMENSIONS</th> <th colspan="3">SEAT DIMENSIONS</th> <th colspan="2">BACK DIMENSIONS</th> </tr> <tr> <th>W</th> <th>D</th> <th>H</th> <th>W</th> <th>D</th> <th>H</th> <th>W</th> <th>H</th> </tr> </thead> <tbody> <tr> <td>IN 23</td> <td>22</td> <td>33</td> <td>17</td> <td>16</td> <td>18</td> <td>17</td> <td>15</td> </tr> <tr> <td>MM 584</td> <td>559</td> <td>838</td> <td>432</td> <td>406</td> <td>457</td> <td>432</td> <td>381</td> </tr> </tbody> </table>		OVERALL DIMENSIONS			SEAT DIMENSIONS			BACK DIMENSIONS		W	D	H	W	D	H	W	H	IN 23	22	33	17	16	18	17	15	MM 584	559	838	432	406	457	432	381																																									
		OVERALL DIMENSIONS			SEAT DIMENSIONS			BACK DIMENSIONS																																																																				
W	D	H	W	D	H	W	H																																																																					
IN 23	22	33	17	16	18	17	15																																																																					
MM 584	559	838	432	406	457	432	381																																																																					
		RTA 00	2 per carton (pricing and specifications are for one chair)																																																																									
 <p>6514 6514MB (mesh back)</p>	<p>Upholstered seat.</p> <p>Stacks 5 high on floor. Stacks 10 high on dolly.</p>	List price																																																																										
		<table border="1"> <thead> <tr> <th></th> <th>1</th> <th>2</th> <th>3</th> <th>4</th> <th>5</th> <th>6</th> <th>7</th> <th>8</th> <th>9</th> <th>10</th> <th>11</th> <th>12</th> </tr> </thead> <tbody> <tr> <td>6514</td> <td>328</td> <td>352</td> <td>372</td> <td>396</td> <td>434</td> <td>469</td> <td>504</td> <td>535</td> <td>573</td> <td>609</td> <td>658</td> <td>727</td> </tr> <tr> <td>6514WS</td> <td>355</td> <td>379</td> <td>399</td> <td>423</td> <td>461</td> <td>496</td> <td>531</td> <td>562</td> <td>600</td> <td>636</td> <td>685</td> <td>754</td> </tr> <tr> <td>6514MB</td> <td>384</td> <td>408</td> <td>428</td> <td>452</td> <td>490</td> <td>525</td> <td>560</td> <td>591</td> <td>629</td> <td>665</td> <td>714</td> <td>783</td> </tr> <tr> <td>6514WSMB</td> <td>411</td> <td>435</td> <td>455</td> <td>479</td> <td>517</td> <td>552</td> <td>587</td> <td>618</td> <td>656</td> <td>692</td> <td>741</td> <td>810</td> </tr> </tbody> </table>													1	2	3	4	5	6	7	8	9	10	11	12	6514	328	352	372	396	434	469	504	535	573	609	658	727	6514WS	355	379	399	423	461	496	531	562	600	636	685	754	6514MB	384	408	428	452	490	525	560	591	629	665	714	783	6514WSMB	411	435	455	479	517	552	587	618	656	692
	1	2	3	4	5	6	7	8	9	10	11	12																																																																
6514	328	352	372	396	434	469	504	535	573	609	658	727																																																																
6514WS	355	379	399	423	461	496	531	562	600	636	685	754																																																																
6514MB	384	408	428	452	490	525	560	591	629	665	714	783																																																																
6514WSMB	411	435	455	479	517	552	587	618	656	692	741	810																																																																
<p>Armchair COM: 0.75 YD 0.69 M Unit weight: 12 LB 5.5 KG Carton weight: 16 LB 7.26 KG Carton volume: 13.75 FT³ 0.38 MT³</p>		<table border="1"> <thead> <tr> <th colspan="3">OVERALL DIMENSIONS</th> <th colspan="3">SEAT DIMENSIONS</th> <th colspan="2">BACK DIMENSIONS</th> </tr> <tr> <th>W</th> <th>D</th> <th>H</th> <th>W</th> <th>D</th> <th>H</th> <th>W</th> <th>H</th> </tr> </thead> <tbody> <tr> <td>IN 23</td> <td>22</td> <td>33</td> <td>17</td> <td>16</td> <td>18.5</td> <td>17</td> <td>14.5</td> </tr> <tr> <td>MM 584</td> <td>559</td> <td>838</td> <td>432</td> <td>406</td> <td>470</td> <td>432</td> <td>368</td> </tr> </tbody> </table>		OVERALL DIMENSIONS			SEAT DIMENSIONS			BACK DIMENSIONS		W	D	H	W	D	H	W	H	IN 23	22	33	17	16	18.5	17	14.5	MM 584	559	838	432	406	470	432	368																																									
		OVERALL DIMENSIONS			SEAT DIMENSIONS			BACK DIMENSIONS																																																																				
W	D	H	W	D	H	W	H																																																																					
IN 23	22	33	17	16	18.5	17	14.5																																																																					
MM 584	559	838	432	406	470	432	368																																																																					
		RTA 00	2 per carton (pricing and specifications are for one chair)																																																																									
 <p>6515</p>	<p>Upholstered seat & back.</p> <p>Stacks 5 high on floor. Stacks 10 high on dolly.</p>	List price																																																																										
		<table border="1"> <thead> <tr> <th></th> <th>1</th> <th>2</th> <th>3</th> <th>4</th> <th>5</th> <th>6</th> <th>7</th> <th>8</th> <th>9</th> <th>10</th> <th>11</th> <th>12</th> </tr> </thead> <tbody> <tr> <td>6515</td> <td>363</td> <td>387</td> <td>407</td> <td>431</td> <td>469</td> <td>504</td> <td>539</td> <td>570</td> <td>608</td> <td>644</td> <td>693</td> <td>762</td> </tr> <tr> <td>6515WS</td> <td>392</td> <td>416</td> <td>436</td> <td>460</td> <td>498</td> <td>533</td> <td>568</td> <td>599</td> <td>637</td> <td>673</td> <td>722</td> <td>791</td> </tr> </tbody> </table>													1	2	3	4	5	6	7	8	9	10	11	12	6515	363	387	407	431	469	504	539	570	608	644	693	762	6515WS	392	416	436	460	498	533	568	599	637	673	722	791																								
	1	2	3	4	5	6	7	8	9	10	11	12																																																																
6515	363	387	407	431	469	504	539	570	608	644	693	762																																																																
6515WS	392	416	436	460	498	533	568	599	637	673	722	791																																																																
<p>Armchair COM: 0.75 YD 0.69 M Unit weight: 13 LB 5.9 KG Carton weight: 17 LB 7.71 KG Carton volume: 13.75 FT³ 0.38 MT³</p>		<table border="1"> <thead> <tr> <th colspan="3">OVERALL DIMENSIONS</th> <th colspan="3">SEAT DIMENSIONS</th> <th colspan="2">BACK DIMENSIONS</th> </tr> <tr> <th>W</th> <th>D</th> <th>H</th> <th>W</th> <th>D</th> <th>H</th> <th>W</th> <th>H</th> </tr> </thead> <tbody> <tr> <td>IN 23</td> <td>22</td> <td>33.5</td> <td>17</td> <td>15.5</td> <td>18.5</td> <td>17</td> <td>15</td> </tr> <tr> <td>MM 584</td> <td>559</td> <td>851</td> <td>432</td> <td>394</td> <td>470</td> <td>432</td> <td>381</td> </tr> </tbody> </table>		OVERALL DIMENSIONS			SEAT DIMENSIONS			BACK DIMENSIONS		W	D	H	W	D	H	W	H	IN 23	22	33.5	17	15.5	18.5	17	15	MM 584	559	851	432	394	470	432	381																																									
		OVERALL DIMENSIONS			SEAT DIMENSIONS			BACK DIMENSIONS																																																																				
W	D	H	W	D	H	W	H																																																																					
IN 23	22	33.5	17	15.5	18.5	17	15																																																																					
MM 584	559	851	432	394	470	432	381																																																																					
		RTA 00	2 per carton (pricing and specifications are for one chair)																																																																									
 <p>Dolly - Wall Saver</p>	<p>Accommodates 10 chairs.</p>	List price																																																																										
		<p>6517WS 363</p> <p>Wall saver</p>																																																																										
<p>Dolly - Wall Saver COM: N/A Unit weight: 17 LB 7.7 KG Carton weight: 20 LB 9.07 KG Carton volume: 4 FT³ 0.11 MT³</p>		<table border="1"> <thead> <tr> <th colspan="3">OVERALL DIMENSIONS</th> <th colspan="3">SEAT DIMENSIONS</th> <th colspan="2">BACK DIMENSIONS</th> </tr> <tr> <th>W</th> <th>D</th> <th>H</th> <th>W</th> <th>D</th> <th>H</th> <th>W</th> <th>H</th> </tr> </thead> <tbody> <tr> <td>IN 23.25</td> <td>24.75</td> <td>12.25</td> <td>-</td> <td>-</td> <td>-</td> <td>-</td> <td>-</td> </tr> <tr> <td>MM 591</td> <td>629</td> <td>311</td> <td>-</td> <td>-</td> <td>-</td> <td>-</td> <td>-</td> </tr> </tbody> </table>		OVERALL DIMENSIONS			SEAT DIMENSIONS			BACK DIMENSIONS		W	D	H	W	D	H	W	H	IN 23.25	24.75	12.25	-	-	-	-	-	MM 591	629	311	-	-	-	-	-																																									
		OVERALL DIMENSIONS			SEAT DIMENSIONS			BACK DIMENSIONS																																																																				
W	D	H	W	D	H	W	H																																																																					
IN 23.25	24.75	12.25	-	-	-	-	-																																																																					
MM 591	629	311	-	-	-	-	-																																																																					
		RTA 1	 2 cartons																																																																									
 <p>6518 6518MB (mesh back)</p>	<p>Polypropylene seat.</p> <p>Stacks 5 high on floor. Stacks 10 high on dolly.</p>	List price																																																																										
		<p>6518 271</p> <p>6518WS 297</p> <p>6518MB 328</p> <p>6518WSMB 355</p>																																																																										
<p>Armless Chair w/Sled Base COM: N/A Unit weight: 9 LB 4.1 KG Carton weight: 11.5 LB 5.22 KG Carton volume: 13.75 FT³ 0.38 MT³</p>		<table border="1"> <thead> <tr> <th colspan="3">OVERALL DIMENSIONS</th> <th colspan="3">SEAT DIMENSIONS</th> <th colspan="2">BACK DIMENSIONS</th> </tr> <tr> <th>W</th> <th>D</th> <th>H</th> <th>W</th> <th>D</th> <th>H</th> <th>W</th> <th>H</th> </tr> </thead> <tbody> <tr> <td>IN 21.5</td> <td>22</td> <td>33</td> <td>17</td> <td>16</td> <td>18</td> <td>17</td> <td>15</td> </tr> <tr> <td>MM 546</td> <td>559</td> <td>838</td> <td>432</td> <td>406</td> <td>457</td> <td>432</td> <td>381</td> </tr> </tbody> </table>		OVERALL DIMENSIONS			SEAT DIMENSIONS			BACK DIMENSIONS		W	D	H	W	D	H	W	H	IN 21.5	22	33	17	16	18	17	15	MM 546	559	838	432	406	457	432	381																																									
		OVERALL DIMENSIONS			SEAT DIMENSIONS			BACK DIMENSIONS																																																																				
W	D	H	W	D	H	W	H																																																																					
IN 21.5	22	33	17	16	18	17	15																																																																					
MM 546	559	838	432	406	457	432	381																																																																					
		RTA 00	2 per carton (pricing and specifications are for one chair)																																																																									

DESCRIPTION	FEATURES	MODEL#	STANDARD TEXTILE GRADES																																																																													
			1	2	3	4	5	6	7	8	9	10	11	12																																																																		
 <p>6519 6519MB (mesh back)</p> <p>Armless Chair w/Sled Base COM: 0.75 YD 0.69 M Unit weight: 11.5 LB 5.2 KG Carton weight: 15.5 LB 7.03 KG Carton volume: 13.75 FT³ 0.38 MT³</p>	<p>Upholstered seat.</p> <p>Stacks 5 high on floor. Stacks 10 high on dolly.</p>	<p>IN 21.5 22 33 17 16 18.5 17 14.5 MM 546 559 838 432 406 470 432 368</p>	<table border="1"> <thead> <tr> <th colspan="3">OVERALL DIMENSIONS</th> <th colspan="3">SEAT DIMENSIONS</th> <th colspan="3">BACK DIMENSIONS</th> </tr> <tr> <th>W</th><th>D</th><th>H</th> <th>W</th><th>D</th><th>H</th> <th>W</th><th>H</th><th>H</th> </tr> </thead> <tbody> <tr> <td>328</td><td>352</td><td>372</td> <td>396</td><td>434</td><td>469</td> <td>504</td><td>535</td><td>573</td> <td>609</td><td>658</td><td>727</td> </tr> <tr> <td>355</td><td>379</td><td>399</td> <td>423</td><td>461</td><td>496</td> <td>531</td><td>562</td><td>600</td> <td>636</td><td>685</td><td>754</td> </tr> <tr> <td>384</td><td>408</td><td>428</td> <td>452</td><td>490</td><td>525</td> <td>560</td><td>591</td><td>629</td> <td>665</td><td>714</td><td>783</td> </tr> <tr> <td>411</td><td>435</td><td>455</td> <td>479</td><td>517</td><td>552</td> <td>587</td><td>618</td><td>656</td> <td>692</td><td>741</td><td>810</td> </tr> </tbody> </table>												OVERALL DIMENSIONS			SEAT DIMENSIONS			BACK DIMENSIONS			W	D	H	W	D	H	W	H	H	328	352	372	396	434	469	504	535	573	609	658	727	355	379	399	423	461	496	531	562	600	636	685	754	384	408	428	452	490	525	560	591	629	665	714	783	411	435	455	479	517	552	587	618	656	692	741	810
			OVERALL DIMENSIONS			SEAT DIMENSIONS			BACK DIMENSIONS																																																																							
W	D	H	W	D	H	W	H	H																																																																								
328	352	372	396	434	469	504	535	573	609	658	727																																																																					
355	379	399	423	461	496	531	562	600	636	685	754																																																																					
384	408	428	452	490	525	560	591	629	665	714	783																																																																					
411	435	455	479	517	552	587	618	656	692	741	810																																																																					
<p>RTA 00 2 per carton (pricing and specifications are for one chair)</p>																																																																																
 <p>6521</p> <p>Armless Chair w/Sled Base COM: 0.75 YD 0.69 M Unit weight: 12.5 LB 5.7 KG Carton weight: 16.5 LB 7.48 KG Carton volume: 13.75 FT³ 0.38 MT³</p>	<p>Upholstered seat & back.</p> <p>Stacks 5 high on floor. Stacks 10 high on dolly.</p>	<p>IN 21.5 22 33.5 17 16 18.5 17 15 MM 546 559 851 432 406 470 432 381</p>	<table border="1"> <thead> <tr> <th colspan="3">OVERALL DIMENSIONS</th> <th colspan="3">SEAT DIMENSIONS</th> <th colspan="3">BACK DIMENSIONS</th> </tr> <tr> <th>W</th><th>D</th><th>H</th> <th>W</th><th>D</th><th>H</th> <th>W</th><th>H</th><th>H</th> </tr> </thead> <tbody> <tr> <td>363</td><td>387</td><td>407</td> <td>431</td><td>469</td><td>504</td> <td>539</td><td>570</td><td>608</td> <td>644</td><td>693</td><td>762</td> </tr> <tr> <td>392</td><td>416</td><td>436</td> <td>460</td><td>498</td><td>533</td> <td>568</td><td>599</td><td>637</td> <td>673</td><td>722</td><td>791</td> </tr> </tbody> </table>												OVERALL DIMENSIONS			SEAT DIMENSIONS			BACK DIMENSIONS			W	D	H	W	D	H	W	H	H	363	387	407	431	469	504	539	570	608	644	693	762	392	416	436	460	498	533	568	599	637	673	722	791																								
			OVERALL DIMENSIONS			SEAT DIMENSIONS			BACK DIMENSIONS																																																																							
W	D	H	W	D	H	W	H	H																																																																								
363	387	407	431	469	504	539	570	608	644	693	762																																																																					
392	416	436	460	498	533	568	599	637	673	722	791																																																																					
<p>RTA 00 2 per carton (pricing and specifications are for one chair)</p>																																																																																
 <p>6523 6523MB (mesh back)</p> <p>Armchair w/Sled Base COM: N/A Unit weight: 11 LB 5 KG Carton weight: 15 LB 6.8 KG Carton volume: 13.75 FT³ 0.38 MT³</p>	<p>Polypropylene seat.</p> <p>Stacks 5 high on floor. Stacks 10 high on dolly.</p>	<p>IN 23 22 33 17 16 18 17 15 MM 584 559 838 432 406 457 432 381</p>	<table border="1"> <thead> <tr> <th colspan="12">List price</th> </tr> </thead> <tbody> <tr> <td>6523</td><td colspan="11">327</td> </tr> <tr> <td>6523WS</td><td colspan="11">354</td> </tr> <tr> <td>6523MB</td><td colspan="11">383</td> </tr> <tr> <td>6523WSMB</td><td colspan="11">410</td> </tr> </tbody> </table>												List price												6523	327											6523WS	354											6523MB	383											6523WSMB	410																
			List price																																																																													
6523	327																																																																															
6523WS	354																																																																															
6523MB	383																																																																															
6523WSMB	410																																																																															
<p>RTA 00 2 per carton (pricing and specifications are for one chair)</p>																																																																																
 <p>6524 6524MB (mesh back)</p> <p>Armchair w/Sled Base COM: 0.75 YD 0.69 M Unit weight: 13.5 LB 6.1 KG Carton weight: 16 LB 7.26 KG Carton volume: 11.75 FT³ 0.33 MT³</p>	<p>Upholstered seat.</p> <p>Stacks 5 high on floor. Stacks 10 high on dolly.</p>	<p>IN 23 22 33 17 16 18.5 17 14.5 MM 584 559 838 432 406 470 432 368</p>	<table border="1"> <thead> <tr> <th colspan="3">OVERALL DIMENSIONS</th> <th colspan="3">SEAT DIMENSIONS</th> <th colspan="3">BACK DIMENSIONS</th> </tr> <tr> <th>W</th><th>D</th><th>H</th> <th>W</th><th>D</th><th>H</th> <th>W</th><th>H</th><th>H</th> </tr> </thead> <tbody> <tr> <td>383</td><td>407</td><td>427</td> <td>451</td><td>489</td><td>524</td> <td>559</td><td>590</td><td>628</td> <td>664</td><td>713</td><td>782</td> </tr> <tr> <td>411</td><td>435</td><td>455</td> <td>479</td><td>517</td><td>552</td> <td>587</td><td>618</td><td>656</td> <td>692</td><td>741</td><td>810</td> </tr> <tr> <td>440</td><td>464</td><td>484</td> <td>508</td><td>546</td><td>581</td> <td>616</td><td>647</td><td>685</td> <td>721</td><td>770</td><td>839</td> </tr> <tr> <td>469</td><td>493</td><td>513</td> <td>537</td><td>575</td><td>610</td> <td>645</td><td>676</td><td>714</td> <td>750</td><td>799</td><td>868</td> </tr> </tbody> </table>												OVERALL DIMENSIONS			SEAT DIMENSIONS			BACK DIMENSIONS			W	D	H	W	D	H	W	H	H	383	407	427	451	489	524	559	590	628	664	713	782	411	435	455	479	517	552	587	618	656	692	741	810	440	464	484	508	546	581	616	647	685	721	770	839	469	493	513	537	575	610	645	676	714	750	799	868
			OVERALL DIMENSIONS			SEAT DIMENSIONS			BACK DIMENSIONS																																																																							
W	D	H	W	D	H	W	H	H																																																																								
383	407	427	451	489	524	559	590	628	664	713	782																																																																					
411	435	455	479	517	552	587	618	656	692	741	810																																																																					
440	464	484	508	546	581	616	647	685	721	770	839																																																																					
469	493	513	537	575	610	645	676	714	750	799	868																																																																					
<p>RTA 00 2 per carton (pricing and specifications are for one chair)</p>																																																																																
 <p>6525</p> <p>Armchair COM: 0.75 YD 0.69 M Unit weight: 14.5 LB 6.6 KG Carton weight: 18.5 LB 8.39 KG Carton volume: 13.75 FT³ 0.38 MT³</p>	<p>Upholstered seat & back.</p> <p>Stacks 5 high on floor. Stacks 10 high on dolly.</p>	<p>IN 23 22 33.5 17 16 18.5 17 15 MM 584 559 851 432 406 470 432 381</p>	<table border="1"> <thead> <tr> <th colspan="3">OVERALL DIMENSIONS</th> <th colspan="3">SEAT DIMENSIONS</th> <th colspan="3">BACK DIMENSIONS</th> </tr> <tr> <th>W</th><th>D</th><th>H</th> <th>W</th><th>D</th><th>H</th> <th>H</th><th>WH</th><th>WH</th> </tr> </thead> <tbody> <tr> <td>417</td><td>441</td><td>461</td> <td>485</td><td>523</td><td>558</td> <td>593</td><td>624</td><td>662</td> <td>698</td><td>747</td><td>816</td> </tr> <tr> <td>446</td><td>470</td><td>490</td> <td>514</td><td>552</td><td>587</td> <td>622</td><td>653</td><td>691</td> <td>727</td><td>776</td><td>845</td> </tr> </tbody> </table>												OVERALL DIMENSIONS			SEAT DIMENSIONS			BACK DIMENSIONS			W	D	H	W	D	H	H	WH	WH	417	441	461	485	523	558	593	624	662	698	747	816	446	470	490	514	552	587	622	653	691	727	776	845																								
			OVERALL DIMENSIONS			SEAT DIMENSIONS			BACK DIMENSIONS																																																																							
W	D	H	W	D	H	H	WH	WH																																																																								
417	441	461	485	523	558	593	624	662	698	747	816																																																																					
446	470	490	514	552	587	622	653	691	727	776	845																																																																					
<p>RTA 00 2 per carton (pricing and specifications are for one chair)</p>																																																																																

DESCRIPTION	FEATURES	MODEL#	STANDARD TEXTILE GRADES																																																	
 <p>Ganging Brackets - Set of 2 COM: N/A Unit weight: 0.07 LB N/A KG Carton weight: 0.16 LB 0.07 KG Carton volume: 1 FT³ 0.02 MT³</p>	For four-legged models only.	List price																																																		
		6522	15																																																	
		OVERALL DIMENSIONS			SEAT DIMENSIONS			BACK DIMENSIONS																																												
		IN	0.87	7.75	1.5	-	-	-	-	-	-	-																																								
MM	22	197	38	-	-	-	-	-	-	-																																										
		RTA 00		Pricing is for the set, specifications are for one bracket																																																
 <p>Ganging Brackets - Set of 2 COM: N/A Unit weight: 0.25 LB 0.004 KG Carton weight: 0.01 LB 0.004 KG Carton volume: 0.5 FT³ 0.01 MT³</p>	Sled base models only.	List price																																																		
		6526	17																																																	
		OVERALL DIMENSIONS			SEAT DIMENSIONS			BACK DIMENSIONS																																												
		IN	0.75	5.75	1.25	-	-	-	-	-	-	-																																								
MM	19	146	32	-	-	-	-	-	-	-																																										
		RTA 00		Pricing is for the set, specifications are for one bracket																																																
  <p>Armchair w/Casters COM: N/A Unit weight: 11.5 LB 5.2 KG Carton weight: 15.75 LB 7.14 KG Carton volume: 15.5 FT³ 0.43 MT³</p>	Polypropylene seat. Does not stack.	List price																																																		
		6573	360																																																	
		6573MB	416																																																	
		OVERALL DIMENSIONS			SEAT DIMENSIONS			BACK DIMENSIONS																																												
IN	23	22	33	17	16	18	17	15																																												
MM	584	559	838	432	406	457	432	381																																												
		RTA 00	2 per carton (pricing and specifications are for one chair)																																																	
  <p>Armchair w/Casters COM: 0.75 YD 0.69 M Unit weight: 14 LB 6.4 KG Carton weight: 18.25 LB 8.28 KG Carton volume: 15.5 FT³ 0.43 MT³</p>	Upholstered seat. Does not stack.	<table border="1"> <thead> <tr> <th></th> <th>1</th> <th>2</th> <th>3</th> <th>4</th> <th>5</th> <th>6</th> <th>7</th> <th>8</th> <th>9</th> <th>10</th> <th>11</th> <th>12</th> </tr> </thead> <tbody> <tr> <td>6574</td> <td>398</td> <td>422</td> <td>442</td> <td>466</td> <td>504</td> <td>539</td> <td>574</td> <td>605</td> <td>643</td> <td>679</td> <td>728</td> <td>797</td> </tr> <tr> <td>6574MB</td> <td>454</td> <td>478</td> <td>498</td> <td>522</td> <td>560</td> <td>595</td> <td>630</td> <td>661</td> <td>699</td> <td>735</td> <td>784</td> <td>853</td> </tr> </tbody> </table>													1	2	3	4	5	6	7	8	9	10	11	12	6574	398	422	442	466	504	539	574	605	643	679	728	797	6574MB	454	478	498	522	560	595	630	661	699	735	784	853
			1	2	3	4	5	6	7	8	9	10	11	12																																						
		6574	398	422	442	466	504	539	574	605	643	679	728	797																																						
		6574MB	454	478	498	522	560	595	630	661	699	735	784	853																																						
OVERALL DIMENSIONS			SEAT DIMENSIONS			BACK DIMENSIONS																																														
IN	23	22	33	17	16	18.5	17	14.5																																												
MM	584	559	838	432	406	470	432	368																																												
		RTA 00	2 per carton (pricing and specifications are for one chair)																																																	
 <p>Armchair w/Casters COM: 0.75 YD 0.69 M Unit weight: 15 LB 6.8 KG Carton weight: 19.25 LB 8.73 KG Carton volume: 15.5 FT³ 0.43 MT³</p>	Upholstered seat & back. Does not stack.	<table border="1"> <thead> <tr> <th></th> <th>1</th> <th>2</th> <th>3</th> <th>4</th> <th>5</th> <th>6</th> <th>7</th> <th>8</th> <th>9</th> <th>10</th> <th>11</th> <th>12</th> </tr> </thead> <tbody> <tr> <td>6575</td> <td>440</td> <td>464</td> <td>484</td> <td>508</td> <td>546</td> <td>581</td> <td>616</td> <td>647</td> <td>685</td> <td>721</td> <td>770</td> <td>839</td> </tr> </tbody> </table>													1	2	3	4	5	6	7	8	9	10	11	12	6575	440	464	484	508	546	581	616	647	685	721	770	839													
			1	2	3	4	5	6	7	8	9	10	11	12																																						
		6575	440	464	484	508	546	581	616	647	685	721	770	839																																						
		OVERALL DIMENSIONS			SEAT DIMENSIONS			BACK DIMENSIONS																																												
IN	23	22	33.5	17	15.5	18.5	17	15																																												
MM	584	559	851	432	394	470	432	381																																												
		RTA 00	2 per carton (pricing and specifications are for one chair)																																																	

DESCRIPTION FEATURES MODEL# STANDARD TEXTILE GRADES



6577MB (mesh back)

Polypropylene seat.
Does not stack.

Armless Chair w/Casters

COM: N/A

Unit weight: 9.5 LB | 4.3 KG

Carton weight: 13.75 LB | 6.24 KG

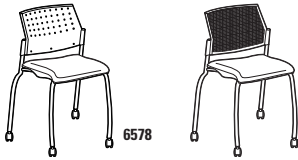
Carton volume: 15.5 FT³ | 0.43 MT³

List price	
6577	303
6577MB	360

OVERALL DIMENSIONS			SEAT DIMENSIONS			BACK DIMENSIONS	
W	D	H	W	D	H	W	H

IN	21.5	22	33	17	16	18	17	15
MM	546	559	838	432	406	457	432	381

RTA 00 2 per carton (pricing and specifications are for one chair)



6578MB (mesh back)

Upholstered seat.
Does not stack.

Armless Chair w/Casters

COM: 0.75 YD | 0.69 M

Unit weight: 12 LB | 5.5 KG

Carton weight: 16.25 LB | 7.37 KG

Carton volume: 15.5 FT³ | 0.43 MT³

	1	2	3	4	5	6	7	8	9	10	11	12
--	---	---	---	---	---	---	---	---	---	----	----	----

6578	348	372	392	416	454	489	524	555	593	629	678	747
6578MB	403	427	447	471	509	544	579	610	648	684	733	802

OVERALL DIMENSIONS			SEAT DIMENSIONS			BACK DIMENSIONS	
W	D	H	W	D	H	W	H

IN	21.5	22	33	17	16	18.5	17	14.5
MM	546	559	838	432	406	470	432	368

RTA 00 2 per carton (pricing and specifications are for one chair)



Upholstered seat & back.
Does not stack.

Armless Chair w/Casters

COM: 0.75 YD | 0.69 M

Unit weight: 13 LB | 5.9 KG

Carton weight: 17 LB | 7.71 KG

Carton volume: 13.75 FT³ | 0.38 MT³

	1	2	3	4	5	6	7	8	9	10	11	12
--	---	---	---	---	---	---	---	---	---	----	----	----

6579	383	407	427	451	489	524	559	590	628	664	713	782
------	-----	-----	-----	-----	-----	-----	-----	-----	-----	-----	-----	-----

OVERALL DIMENSIONS			SEAT DIMENSIONS			BACK DIMENSIONS	
W	D	H	W	D	H	W	H

IN	21.5	22	33.5	17	15.5	18.5	17	15
MM	546	559	851	432	394	470	432	381

RTA 00 2 per carton (pricing and specifications are for one chair)

SPRITZ



model 6765C



Articulating back on nesting chairs, multi-purpose chairs and stools.



Flip up seat on nesting chairs.

Spritz Task Chairs



For Spritz task chairs, please see page 44

STANDARD FEATURES

- An exceptionally comfortable chair series featuring a sophisticated, translucent mesh and models for all applications.
- Features an auto-adjusting comfort back. Spring loaded back reacts to body pressure and articulates 12°.
- Multi-purpose models standard with Global's high quality Soft Descent™ pneumatic lift which slowly and gently lowers the seat height of the chair making it easy to obtain the exact seat height you desire.
- Five prong, injection molded, fiberglass reinforced nylon Black base with dual wheel carpet casters (C10).
- Nesting chairs have a flip up seat allowing chairs to stack horizontally.
- When nesting horizontal nesting chairs, each additional chair adds 10" (254 mm) to the depth.
- Nesting chairs are standard with four Black nylon glides, C1 carpet casters or with two casters at front, two glides at rear.
- Upholstery options: fabric, vinyl or leather. Vinyl and leather models may feature stitch detail across the seat and/or back cushions, if applicable.

Please add option codes in the following order:



- **Model number**
6764 Nesting chair on glides.
6765 Nesting chair w/arms on glides.
 Add (C) to model # if ordering with casters.
- **Textile**
 Specify textile code.
- **Frame**
(TBL) Black seating frame finish.
(TSH) Shadow seating frame finish.
(TTU) Tungsten seating frame finish.
(CHM) Chrome seating frame finish. Add \$53.
- **Casters**
(CX) C1 dual wheel carpet casters.
(ID) C9R dual wheel hard floor casters. Add \$17.
- **Mesh** (colors shown on website)
(U1) Black
(U2) Burgundy
(U3) Blue
(U4) Green



OPTIONAL FEATURES

- For additional caster options, please refer to the Arm and Caster section (page 105). *Optional casters may be priced higher than the standard casters for your chair and the difference will be charged. Lower priced optional casters will not be credited.*

EXAMPLE SPRITZ ORDER CODE: NESTING CHAIR

6765	-TC65	-TTU	-	-U3
Model #	Textile	Frame	Casters	Mesh

DESCRIPTION	FEATURES	MODEL #	STANDARD TEXTILE GRADES											
			1	2	3	4	5	6	7	8	9	10	11	12
 <p>Flip Seat Nesting Chair Armless, Glides COM: 0.75 YD 0.69 M Unit weight: 15 LB 6.8 KG Carton weight: 22 LB 9.98 KG Carton volume: 11.25 FT³ 0.31 MT³</p>	Ergonomic features: G, M, N	6764	524	548	568	592	630	665	700	731	769	805	854	923
		OVERALL DIMENSIONS W D H			SEAT DIMENSIONS W D H			BACK DIMENSIONS W H						
		IN	20.5	23	33	18.5	17	17	17	17	16			
		MM	521	584	838	470	432	432	432	432	406			
		RTA 00	1 per carton											
 <p>Flip Seat Nesting Chair Armless, Casters COM: 0.75 YD 0.69 M Unit weight: 15 LB 6.8 KG Carton weight: 22 LB 9.98 KG Carton volume: 11.25 FT³ 0.31 MT³</p>	Ergonomic features: G, M, N	6764C	524	548	568	592	630	665	700	731	769	805	854	923
		OVERALL DIMENSIONS W D H			SEAT DIMENSIONS W D H			BACK DIMENSIONS W H						
		IN	20.5	23	33	18.5	17	17	17	17	16			
		MM	521	584	838	470	432	432	432	432	406			
		RTA 00	1 per carton											

DESCRIPTION	FEATURES	MODEL#	STANDARD TEXTILE GRADES														
			1	2	3	4	5	6	7	8	9	10	11	12			
 <p>Flip Seat Nesting Armchair, Glides COM: 0.75 YD 0.69 M Unit weight: 16 LB 7.3 KG Carton weight: 23 LB 10.43 KG Carton volume: 11.75 FT³ 0.33 MT³</p>	Ergonomic features: G, M, N	6765	550	574	594	618	656	691	726	757	795	831	880	949			
			OVERALL DIMENSIONS			SEAT DIMENSIONS			BACK DIMENSIONS								
			W	D	H	W	D	H	W	H							
			IN 23.75 MM 603	23 584	33 838	18.5 470	17 432	17 432	17 432	16 406							
			RTA 00	1 per carton													
 <p>Flip Seat Nesting Armchair, Casters COM: 0.75 YD 0.69 M Unit weight: 16 LB 7.3 KG Carton weight: 23 LB 10.43 KG Carton volume: 11.75 FT³ 0.33 MT³</p>	Ergonomic features: G, M, N	6765C	550	574	594	618	656	691	726	757	795	831	880	949			
			OVERALL DIMENSIONS			SEAT DIMENSIONS			BACK DIMENSIONS								
			W	D	H	W	D	H	W	H							
			IN 23.75 MM 603	23 584	33 838	18.5 470	17 432	17 432	17 432	16 406							
			RTA 00	1 per carton													

STREAM



model 2075APP



model 2076NPU

	Stream Chair Stacking Capability	
	Stacks on floor	Stacks on dolly (2085)
Four-Leg (Glide/Caster) + Sled Base Models		
Polypropylene seat	up to 5 high	up to 15 high
Poly back & upholstered seat	up to 5 high	up to 10 high
Upholstered seat & back	up to 5 high	up to 10 high

STANDARD FEATURES

- Stream series multi-purpose product includes: four-legged models and sled base models.
- Units available with or without arms. Arms match selected seat/back finish.
- Four-legged chairs are standard with Black frame and non-marking nylon bullet glides (FG). Bullet glide color matches seat/back finish.
- Sled chairs are standard with Black frame and Black glides (GL).
- Four-legged and sled models are stackable up to 5 high on floor and 15 high on dolly 2085. Models with upholstered seats stack 5 high on floor and 10 high on the dolly. Stool models are stackable up to 5 high on floor.
- Upholstered models are equipped with a color coordinated shroud under the seat to help prevent frame imprints on the lower chair while stacked.
- Upholstery options: fabric, vinyl or leather. Vinyl and leather models may feature stitch detail across the seat and/or back cushions, if applicable.

OPTIONAL FEATURES


- Polypropylene seats and backs are available in 14 colors: Buzz Blue (BZB), Cactus (CCT), Carrot (CRO), Cloud (IVC), Dijon (DJN), Eggplant (EGP), Fog (FOG), Frost (FRO), Ink (INK), Latte (LAB), Night (BLK), Sand (SND), Scarlet (SAR) and Shadow (SHW). Please specify.
- Four-legged chairs are optionally available with casters, please specify (FC). Add \$108.
- Opaque off-white non-marking glides for hard surface flooring are optional for sled chairs, please specify (NM). No upcharge.









Please add option codes in the following order:




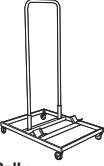


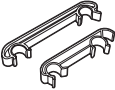

- Model number**
2075 Four-legged chair
2076 Sled base chair
- Arm suffix (add to end of model number)
(A) Chair with arms.
(N) Chair without arms.
- Upholstery suffix (add to end of model number)
(PP) Plastic back, plastic seat.
(PU) Plastic back, upholstered seat.
(UU) Upholstered back, upholstered seat.
- Textile**
Specify textile code for back (UU models only).
Specify textile code for seat (PU, UU models only).
- Seat/back finish (no upcharge)**
(BZB) Buzz Blue **(FRO)** Frost
(CCT) Cactus **(INK)** Ink
(CRO) Carrot **(LAB)** Latte
(IVC) Cloud **(BLK)** Night
(DJN) Dijon **(SND)** Sand
(EGP) Eggplant **(SAR)** Scarlet
(FOG) Fog **(SHW)** Shadow
- Frame with bullet glides or casters**
(four-legged chair models only)
(FG) Glides.
(FC) Casters. Add \$108.
- Caster type (if applicable)**
(DC) C107 carpet
(RC) C107R hard floor. Add \$18
- Frame finish**
For leg frame finish options, please see page 116.
Upcharges apply for plated finishes:
(CHM) Chrome. Add \$25.
(BCH) Brushed Chrome. Add \$138.
(SBR) Satin Brass. Add \$217.
(ACO) Antique Copper. Add \$217.
- Glide type (four-legged chair models only)**
(BG) Bullet glides for some hard floor/carpeted surfaces. Choose bullet glide color. (standard)
(FG) Glides w/felt pads are available for vinyl sheet, cork or laminate flooring, please specify. Add \$19.
(RG) Glides with rubber pads are available for vinyl, hardwood, laminate, stone or ceramic flooring, please specify. Add \$19.
(SG) Glides with stainless steel pads are available for carpet or rubber flooring, please specify. Add \$19.
- Bullet glide color (four-legged chair models only)**
(BZB) Buzz Blue **(INK)** Ink
(CCT) Cactus **(LAB)** Latte
(CRO) Carrot **(NAT)** Natural
(IVC) Cloud **(BLK)** Night
(DJN) Dijon **(SND)** Sand
(EGP) Eggplant **(SAR)** Scarlet
(FOG) Fog **(SHW)** Shadow
(FRO) Frost
- Sled chair glides (sled chair models only)**
(GL) Black glides.
(NM) Opaque non-marking glides.

EXAMPLE STREAM ORDER CODE:

2075NPP	-	-	-IVC	-FG	-CHM	-RG
Model #	Back Textile	Seat Textile	Seat/back finish	Glides/casters	Frame finish	Glide or caster type

DESCRIPTION	FEATURES	MODEL #	STANDARD TEXTILE GRADES							
			List price							
 <p>Armchair COM: N/A Unit weight: 13 LB 5.9 KG Carton weight: 16.25 LB 7.37 KG Carton volume: 26.75 FT³ 0.75 M³</p>	<p>Polypropylene seat & back. Bullet glides or casters. Stacks 5 high on floor. Stacks 15 high on dolly.</p>	<p>2075APP 415</p>	OVERALL DIMENSIONS		SEAT DIMENSIONS		BACK DIMENSIONS			
			W	D	H	W	D	H	W	H
			IN 24	25	33.25	18	18	17	16	16.5
	MM 610	635	845	457	457	432	406	419		
		RTA 00	4 per carton (pricing and specifications are for one seat unit)							

DESCRIPTION	FEATURES	MODEL#	STANDARD TEXTILE GRADES																																																																																																																																																					
			1	2	3	4	5	6	7	8	9	10	11	12																																																																																																																																										
 2075APU	 2075AAU		<table border="1"> <tr> <td>2075APU</td><td>587</td><td>611</td><td>631</td><td>655</td><td>693</td><td>728</td><td>763</td><td>794</td><td>832</td><td>868</td><td>917</td><td>986</td> </tr> <tr> <td colspan="13">Upholstered seat</td> </tr> <tr> <td>2075AAU</td><td>706</td><td>730</td><td>751</td><td>774</td><td>811</td><td>847</td><td>883</td><td>913</td><td>951</td><td>988</td><td>1036</td><td>1105</td> </tr> <tr> <td colspan="13">Upholstered seat & back</td> </tr> <tr> <td colspan="3">OVERALL DIMENSIONS</td> <td colspan="3">SEAT DIMENSIONS</td> <td colspan="3">BACK DIMENSIONS</td> <td colspan="6"></td> </tr> <tr> <td colspan="3">W D H</td> <td colspan="3">W D H</td> <td colspan="3">W H</td> <td colspan="6"></td> </tr> <tr> <td colspan="3">IN 24 25 33.25</td> <td colspan="3">18 18 17.5</td> <td colspan="3">16 16</td> <td colspan="6"></td> </tr> <tr> <td colspan="3">MM 610 635 845</td> <td colspan="3">457 457 445</td> <td colspan="3">406 406</td> <td colspan="6"></td> </tr> <tr> <td colspan="3">RTA 00</td> <td colspan="10">4 per carton (pricing and specifications are for one seat unit)</td> </tr> </table>												2075APU	587	611	631	655	693	728	763	794	832	868	917	986	Upholstered seat													2075AAU	706	730	751	774	811	847	883	913	951	988	1036	1105	Upholstered seat & back													OVERALL DIMENSIONS			SEAT DIMENSIONS			BACK DIMENSIONS									W D H			W D H			W H									IN 24 25 33.25			18 18 17.5			16 16									MM 610 635 845			457 457 445			406 406									RTA 00			4 per carton (pricing and specifications are for one seat unit)																						
			2075APU	587	611	631	655	693	728	763	794	832	868	917	986																																																																																																																																									
Upholstered seat																																																																																																																																																								
2075AAU	706	730	751	774	811	847	883	913	951	988	1036	1105																																																																																																																																												
Upholstered seat & back																																																																																																																																																								
OVERALL DIMENSIONS			SEAT DIMENSIONS			BACK DIMENSIONS																																																																																																																																																		
W D H			W D H			W H																																																																																																																																																		
IN 24 25 33.25			18 18 17.5			16 16																																																																																																																																																		
MM 610 635 845			457 457 445			406 406																																																																																																																																																		
RTA 00			4 per carton (pricing and specifications are for one seat unit)																																																																																																																																																					
Armchair COM: 0.75 YD 0.69 M Unit weight: 16 LB 7.3 KG Carton weight: 19.25 LB 8.73 KG Carton volume: 26.75 FT ³ 0.75 MT ³			Bullet glides or casters. Stacks 5 high on floor. Stacks 10 high on dolly.																																																																																																																																																					
			<table border="1"> <tr> <td colspan="13">List price</td> </tr> <tr> <td>2075NPP</td><td colspan="12">355</td> </tr> <tr> <td colspan="3">OVERALL DIMENSIONS</td> <td colspan="3">SEAT DIMENSIONS</td> <td colspan="3">BACK DIMENSIONS</td> <td colspan="6"></td> </tr> <tr> <td colspan="3">W D H</td> <td colspan="3">W D H</td> <td colspan="3">W H</td> <td colspan="6"></td> </tr> <tr> <td colspan="3">IN 20.5 25 33.25</td> <td colspan="3">18 18 18</td> <td colspan="3">16 16.5</td> <td colspan="6"></td> </tr> <tr> <td colspan="3">MM 521 635 845</td> <td colspan="3">457 457 457</td> <td colspan="3">406 419</td> <td colspan="6"></td> </tr> <tr> <td colspan="3">RTA 00</td> <td colspan="10">4 per carton (pricing and specifications are for one seat unit)</td> </tr> </table>												List price													2075NPP	355												OVERALL DIMENSIONS			SEAT DIMENSIONS			BACK DIMENSIONS									W D H			W D H			W H									IN 20.5 25 33.25			18 18 18			16 16.5									MM 521 635 845			457 457 457			406 419									RTA 00			4 per carton (pricing and specifications are for one seat unit)																																																
			List price																																																																																																																																																					
2075NPP	355																																																																																																																																																							
OVERALL DIMENSIONS			SEAT DIMENSIONS			BACK DIMENSIONS																																																																																																																																																		
W D H			W D H			W H																																																																																																																																																		
IN 20.5 25 33.25			18 18 18			16 16.5																																																																																																																																																		
MM 521 635 845			457 457 457			406 419																																																																																																																																																		
RTA 00			4 per carton (pricing and specifications are for one seat unit)																																																																																																																																																					
Armless Chair COM: N/A Unit weight: 9 LB 4.1 KG Carton weight: 12.25 LB 5.56 KG Carton volume: 19.25 FT ³ 0.54 MT ³			Polypropylene seat & back. Bullet glides or casters. Stacks 5 high on floor. Stacks 15 high on dolly.																																																																																																																																																					
 2075NPU	 2075NUU		<table border="1"> <tr> <td colspan="13">List price</td> </tr> <tr> <td>2075NPU</td><td>528</td><td>552</td><td>572</td><td>596</td><td>634</td><td>669</td><td>704</td><td>735</td><td>773</td><td>809</td><td>858</td><td>927</td> </tr> <tr> <td colspan="13">Upholstered seat</td> </tr> <tr> <td>2075NUU</td><td>647</td><td>671</td><td>692</td><td>715</td><td>752</td><td>788</td><td>824</td><td>854</td><td>892</td><td>929</td><td>977</td><td>1046</td> </tr> <tr> <td colspan="13">Upholstered seat & back</td> </tr> <tr> <td colspan="3">OVERALL DIMENSIONS</td> <td colspan="3">SEAT DIMENSIONS</td> <td colspan="3">BACK DIMENSIONS</td> <td colspan="6"></td> </tr> <tr> <td colspan="3">W D H</td> <td colspan="3">W D H</td> <td colspan="3">W H</td> <td colspan="6"></td> </tr> <tr> <td colspan="3">IN 20.5 25 33.25</td> <td colspan="3">18 18 17.5</td> <td colspan="3">16 16</td> <td colspan="6"></td> </tr> <tr> <td colspan="3">MM 521 635 845</td> <td colspan="3">457 457 445</td> <td colspan="3">406 406</td> <td colspan="6"></td> </tr> <tr> <td colspan="3">RTA 00</td> <td colspan="10">4 per carton (pricing and specifications are for one seat unit)</td> </tr> </table>												List price													2075NPU	528	552	572	596	634	669	704	735	773	809	858	927	Upholstered seat													2075NUU	647	671	692	715	752	788	824	854	892	929	977	1046	Upholstered seat & back													OVERALL DIMENSIONS			SEAT DIMENSIONS			BACK DIMENSIONS									W D H			W D H			W H									IN 20.5 25 33.25			18 18 17.5			16 16									MM 521 635 845			457 457 445			406 406									RTA 00			4 per carton (pricing and specifications are for one seat unit)									
			List price																																																																																																																																																					
2075NPU	528	552	572	596	634	669	704	735	773	809	858	927																																																																																																																																												
Upholstered seat																																																																																																																																																								
2075NUU	647	671	692	715	752	788	824	854	892	929	977	1046																																																																																																																																												
Upholstered seat & back																																																																																																																																																								
OVERALL DIMENSIONS			SEAT DIMENSIONS			BACK DIMENSIONS																																																																																																																																																		
W D H			W D H			W H																																																																																																																																																		
IN 20.5 25 33.25			18 18 17.5			16 16																																																																																																																																																		
MM 521 635 845			457 457 445			406 406																																																																																																																																																		
RTA 00			4 per carton (pricing and specifications are for one seat unit)																																																																																																																																																					
Armchair COM: 0.75 YD 0.69 M Unit weight: 12 LB 5.5 KG Carton weight: 15.25 LB 6.92 KG Carton volume: 19.25 FT ³ 0.54 MT ³			Bullet glides or casters. Stacks 5 high on floor. Stacks 10 high on dolly.																																																																																																																																																					
			<table border="1"> <tr> <td colspan="13">List price</td> </tr> <tr> <td>2076APP</td><td colspan="12">498</td> </tr> <tr> <td colspan="3">OVERALL DIMENSIONS</td> <td colspan="3">SEAT DIMENSIONS</td> <td colspan="3">BACK DIMENSIONS</td> <td colspan="6"></td> </tr> <tr> <td colspan="3">W D H</td> <td colspan="3">W D H</td> <td colspan="3">W H</td> <td colspan="6"></td> </tr> <tr> <td colspan="3">IN 24 25 33.25</td> <td colspan="3">18 18 17</td> <td colspan="3">16 16.5</td> <td colspan="6"></td> </tr> <tr> <td colspan="3">MM 610 635 845</td> <td colspan="3">457 457 432</td> <td colspan="3">406 419</td> <td colspan="6"></td> </tr> <tr> <td colspan="3">RTA 00</td> <td colspan="10">4 per carton (pricing and specifications are for one seat unit)</td> </tr> </table>												List price													2076APP	498												OVERALL DIMENSIONS			SEAT DIMENSIONS			BACK DIMENSIONS									W D H			W D H			W H									IN 24 25 33.25			18 18 17			16 16.5									MM 610 635 845			457 457 432			406 419									RTA 00			4 per carton (pricing and specifications are for one seat unit)																																																
			List price																																																																																																																																																					
2076APP	498																																																																																																																																																							
OVERALL DIMENSIONS			SEAT DIMENSIONS			BACK DIMENSIONS																																																																																																																																																		
W D H			W D H			W H																																																																																																																																																		
IN 24 25 33.25			18 18 17			16 16.5																																																																																																																																																		
MM 610 635 845			457 457 432			406 419																																																																																																																																																		
RTA 00			4 per carton (pricing and specifications are for one seat unit)																																																																																																																																																					
Armchair w/Sled Base COM: N/A Unit weight: 14 LB 6.4 KG Carton weight: 17.25 LB 7.82 KG Carton volume: 26.75 FT ³ 0.75 MT ³			Polypropylene seat & back. Stacks 5 high on floor. Stacks 15 high on dolly.																																																																																																																																																					
 2076APU	 2076AAU		<table border="1"> <tr> <td colspan="13">List price</td> </tr> <tr> <td>2076APU</td><td>670</td><td>694</td><td>714</td><td>738</td><td>776</td><td>811</td><td>846</td><td>877</td><td>915</td><td>951</td><td>1000</td><td>1069</td> </tr> <tr> <td colspan="13">Upholstered seat</td> </tr> <tr> <td>2076AAU</td><td>789</td><td>813</td><td>833</td><td>857</td><td>895</td><td>930</td><td>965</td><td>996</td><td>1034</td><td>1070</td><td>1119</td><td>1188</td> </tr> <tr> <td colspan="13">Upholstered seat & back</td> </tr> <tr> <td colspan="3">OVERALL DIMENSIONS</td> <td colspan="3">SEAT DIMENSIONS</td> <td colspan="3">BACK DIMENSIONS</td> <td colspan="6"></td> </tr> <tr> <td colspan="3">W D H</td> <td colspan="3">W D H</td> <td colspan="3">W H</td> <td colspan="6"></td> </tr> <tr> <td colspan="3">IN 24 25 33.25</td> <td colspan="3">18 18 17.5</td> <td colspan="3">16 16</td> <td colspan="6"></td> </tr> <tr> <td colspan="3">MM 610 635 845</td> <td colspan="3">457 457 445</td> <td colspan="3">406 406</td> <td colspan="6"></td> </tr> <tr> <td colspan="3">RTA 00</td> <td colspan="10">4 per carton (pricing and specifications are for one seat unit)</td> </tr> </table>												List price													2076APU	670	694	714	738	776	811	846	877	915	951	1000	1069	Upholstered seat													2076AAU	789	813	833	857	895	930	965	996	1034	1070	1119	1188	Upholstered seat & back													OVERALL DIMENSIONS			SEAT DIMENSIONS			BACK DIMENSIONS									W D H			W D H			W H									IN 24 25 33.25			18 18 17.5			16 16									MM 610 635 845			457 457 445			406 406									RTA 00			4 per carton (pricing and specifications are for one seat unit)									
			List price																																																																																																																																																					
2076APU	670	694	714	738	776	811	846	877	915	951	1000	1069																																																																																																																																												
Upholstered seat																																																																																																																																																								
2076AAU	789	813	833	857	895	930	965	996	1034	1070	1119	1188																																																																																																																																												
Upholstered seat & back																																																																																																																																																								
OVERALL DIMENSIONS			SEAT DIMENSIONS			BACK DIMENSIONS																																																																																																																																																		
W D H			W D H			W H																																																																																																																																																		
IN 24 25 33.25			18 18 17.5			16 16																																																																																																																																																		
MM 610 635 845			457 457 445			406 406																																																																																																																																																		
RTA 00			4 per carton (pricing and specifications are for one seat unit)																																																																																																																																																					
Armchair w/Sled Base COM: 0.75 YD 0.69 M Unit weight: 17 LB 7.7 KG Carton weight: 20.25 LB 9.19 KG Carton volume: 26.75 FT ³ 0.75 MT ³			Stacks 5 high on floor. Stacks 10 high on dolly.																																																																																																																																																					

DESCRIPTION	FEATURES	MODEL#	STANDARD TEXTILE GRADES											
 <p>Armless Chair w/Sled Base COM: N/A Unit weight: 10 LB 4.5 KG Carton weight: 13.25 LB 6.01 KG Carton volume: 19.25 FT³ 0.54 MT³</p>	<p>Polypropylene seat & back. Stacks 5 high on floor. Stacks 15 high on dolly.</p>	List price												
		2076NPP	439											
		OVERALL DIMENSIONS			SEAT DIMENSIONS			BACK DIMENSIONS						
		IN	20.5	25	33.25	18	18	18	16	16.5				
MM	521	635	845	457	457	457	406	419						
		RTA 00	4 per carton (pricing and specifications are for one seat unit)											
 <p>2076NPU</p>	 <p>2076NUU</p>	List price												
		2076NPU	611	635	655	679	717	752	787	818	856	892	941	1010
		Upholstered seat												
		2076NUU	729	753	773	797	835	870	905	936	974	1010	1059	1128
Upholstered seat & back														
OVERALL DIMENSIONS			SEAT DIMENSIONS			BACK DIMENSIONS								
IN	20.5	25	33.25	18	18	17.5	16	16						
MM	521	635	845	457	457	445	406	406						
		RTA 00	4 per carton (pricing and specifications are for one seat unit)											
 <p>Dolly COM: N/A Unit weight: 32 LB 14.5 KG Carton weight: 41 LB 18.6 KG Carton volume: 6.75 FT³ 0.19 MT³</p>	<p>Accommodates 10-15 chairs depending on model.</p>	List price												
		2085	738											
		OVERALL DIMENSIONS			SEAT DIMENSIONS			BACK DIMENSIONS						
		IN	24	33.5	53	-	-	-	-	-				
MM	610	851	1346	-	-	-	-	-						
		RTA 00	1 per carton											
 <p>Ganging Clamps - Set of 2 COM: N/A Unit weight: 0.09 LB 0.04 KG Carton weight: 0.2 LB 0.09 KG Carton volume: 1 FT³ 0.02 MT³</p>	<p>For use with armchair models. Chair clearance 0.25"</p>	List price												
		5233	15											
		OVERALL DIMENSIONS			SEAT DIMENSIONS			BACK DIMENSIONS						
		IN	0.87	7.75	1.5	-	-	-	-	-				
MM	22	197	38	-	-	-	-	-						
		RTA 00		Pricing is for the set, specifications are for one clamp										
 <p>Ganging Brackets - Set of 2 COM: N/A Unit weight: 23 LB 10.5 KG Carton weight: 30 LB 13.61 KG Carton volume: 14.75 FT³ 0.41 MT³</p>	<p>For use with armless models. Chair clearance 0.25"</p>	List price												
		6522	15											
		OVERALL DIMENSIONS			SEAT DIMENSIONS			BACK DIMENSIONS						
		IN	0.87	7.75	1.5	-	-	-	-	-				
MM	22	197	38	-	-	-	-	-						
		RTA 00		Pricing is for the set, specifications are for one clamp										

VION



model 6325 (BLK-CHM)

VION FINISHES - GUEST SEATING				
Back Frame	SPECIFY CODE	Frame	SPECIFY CODE	Arm Options
Black	BLK	Black Shadow Fog Tungsten Chrome	TBL	Fiberglass reinforced nylon - Black
Shadow	SHW Add \$68		TSH TFO TTU	
Fog	FOG Add \$68		CHM - Add \$26	
Beam seating frames available in Black only				

Vion Task Chairs





For Vion task chairs, please see page 48.






STANDARD FEATURES


- Vion is a comprehensive seating series offering a family of models to address multiple applications: task, management, conference, guest, heavy duty 24/7 and stools.
- Series offers models with either a mesh or upholstered back.
- Vion guest chairs offer a wall saver frame design, which is constructed from 7/8" diameter steel tubing.
- Vion guest chairs can stack 4 high on the floor.
- Guest chairs are offered with arms or armless, with or without casters.
- Arm design is gently curved and made from strong fiberglass reinforced nylon.
- Guest chairs are standard with Black frame and durable polypropylene glides.
- Dual wheel carpet casters (C82) are standard on guest models with casters.
- Mesh back models are available in 10 colors: Aqua (MS75), Black (MS69), Black Cherry (MS76), Blue (MS72), Dust (MS77), Ivory (MS78), Natural (MS74), Paprika (MS79), Rope (MS73) and Stone (MS71).
- Upholstered back models feature Black textile (Jenny JN02) on the back side as standard.
- Upholstery options: fabric, vinyl or leather. Vinyl and leather models may feature stitch detail across the seat and/or back cushions, if applicable.

OPTIONAL FEATURES

- Upholstered back models offer a matching outer (MO) upholstery option. Due to the additional material needed, these models are listed separately and are priced differently than the standard upholstered back models.
- Seat available in memory foam, please specify (MF). Add \$106.
- For hard surface flooring casters for five prong base models, please specify (C9R). Add \$21.
- A selection of glide options is available. Glides must be chosen to best suit flooring type and site conditions. For more information, please refer to the glide section (page 110).
- Glides with felt pads (FG) are available for vinyl sheet, cork or laminate flooring, please specify. Add \$43.
- Glides with rubber pads (RG) are available for vinyl, hardwood, laminate, stone or ceramic flooring, please specify. Add \$43.
- Opaque off-white non-marking glides for hard surface flooring are optional for guest chairs, please specify (NM). No upcharge.
- Steel cushioned self-leveling glides (B) are available on guest chairs (adds 0.5" to seat height), please specify. Add \$17.
- Dolly available for stacking guest chairs up to 8 high. Specify model 2125WS, \$290 list price.

DESCRIPTION	FEATURES	MODEL #	STANDARD TEXTILE GRADES											
			1	2	3	4	5	6	7	8	9	10	11	12
 <p>mesh back</p> <p>Side Chair - Armless COM: 1 YD 0.91 M Unit weight: 17 LB 7.7 KGG Carton weight: 24 LB 10.89 KG Carton volume: 11.75 FT³ 0.33 MT³</p>	<p>Stacks 4 high on floor. Stacks 8 high on dolly.</p> <p>Ergonomic features: M, N</p>	6324	554	586	613	644	695	742	789	830	881	929	994	1086
			<p>OVERALL DIMENSIONS</p> <p>W D H</p> <p>IN 20 24 34.5 MM 508 610 876</p>			<p>SEAT DIMENSIONS</p> <p>W D H</p> <p>19 18 18.75 483 457 476</p>			<p>BACK DIMENSIONS</p> <p>W H</p> <p>19 16.5 483 419</p>					
 <p>mesh back</p> <p>Side Chair - Armless w/Casters COM: 1 YD 0.91 M Unit weight: 17 LB 7.7 KGG Carton weight: 24 LB 10.89 KG Carton volume: 11.75 FT³ 0.33 MT³</p>	<p>Does not stack.</p> <p>Ergonomic features: M, N</p>	6324C	646	678	705	736	787	834	881	922	973	1021	1086	1178
			<p>OVERALL DIMENSIONS</p> <p>W D H</p> <p>IN 20 24 34.5 MM 508 610 876</p>			<p>SEAT DIMENSIONS</p> <p>W D H</p> <p>19 18 18.75 483 457 476</p>			<p>BACK DIMENSIONS</p> <p>W H</p> <p>19 16.5 483 419</p>					

DESCRIPTION	FEATURES	MODEL #	STANDARD TEXTILE GRADES														
			1	2	3	4	5	6	7	8	9	10	11	12			
 <p>mesh back</p> <p>Side Chair COM: 1 YD 0.91 M Unit weight: 19 LB 8.6 KG Carton weight: 26 LB 11.79 KG Carton volume: 13.75 FT³ 0.38 MT³</p>	<p>Stacks 4 high on floor.</p> <p>Ergonomic features: M, N</p>	6325	601	633	660	691	742	789	836	877	928	976	1041	1133			
			OVERALL DIMENSIONS			SEAT DIMENSIONS			BACK DIMENSIONS								
			W	D	H	W	D	H	W	H							
			IN 25.5 MM 648	24 610	34.5 876	19 483	18 457	18.75 476	19 483	16.5 419							
			<p>RTA 00 1 per carton</p>														
 <p>mesh back</p> <p>Side Chair w/Casters COM: 1 YD 0.91 M Unit weight: 19 LB 8.6 KG Carton weight: 26 LB 11.79 KG Carton volume: 13.75 FT³ 0.38 MT³</p>	<p>Does not stack.</p> <p>Ergonomic features: M, N</p>	6325C	691	723	750	781	832	879	926	967	1018	1066	1131	1223			
			OVERALL DIMENSIONS			SEAT DIMENSIONS			BACK DIMENSIONS								
			W	D	H	W	D	H	W	H							
			IN 25.5 MM 648	24 610	34.5 876	19 483	18 457	18.75 476	19 483	16.5 419							
			<p>RTA 00 1 per carton</p>														
 <p>upholstered back</p> <p>Armless Side Chair COM: 1.25 YD 1.14 M Unit weight: 18 LB 8.2 KG Carton weight: 25 LB 11.34 KG Carton volume: 11.75 FT³ 0.33 MT³</p>	<p>Stacks 4 high on floor. Stacks 8 high on dolly.</p> <p>Ergonomic features: M, N</p>	6334 6334MO	554	594	628	667	730	789	848	899	963	1023	1104	1219			
			OVERALL DIMENSIONS			SEAT DIMENSIONS			BACK DIMENSIONS								
			W	D	H	W	D	H	W	H							
			IN 20 MM 508	24 610	34.5 876	19 483	18 457	18.75 476	19 483	16.5 419							
			<p>RTA 00 1 per carton</p>														
 <p>upholstered back</p> <p>Armless Side Chair w/Casters COM: 1.25 YD 1.14 M Unit weight: 18 LB 8.2 KG Carton weight: 25 LB 11.34 KG Carton volume: 11.75 FT³ 0.33 MT³</p>	<p>Does not stack.</p> <p>Ergonomic features: M, N</p>	6334C 6334CMO	646	686	720	759	822	881	940	991	1055	1115	1196	1311			
			OVERALL DIMENSIONS			SEAT DIMENSIONS			BACK DIMENSIONS								
			W	D	H	W	D	H	W	H							
			IN 20 MM 508	24 610	34.5 876	19 483	18 457	18.75 476	19 483	16.5 419							
			<p>RTA 00 1 per carton</p>														
 <p>upholstered back</p> <p>Side Chair COM: 1.25 YD 1.14 M Unit weight: 20 LB 9.1 KG Carton weight: 27 LB 12.25 KG Carton volume: 13.75 FT³ 0.38 MT³</p>	<p>Stacks 4 high on floor. Stacks 8 high on dolly.</p> <p>Ergonomic features: M, N</p>	6335 6335MO	601	641	675	714	777	836	895	946	1010	1070	1151	1266			
			OVERALL DIMENSIONS			SEAT DIMENSIONS			BACK DIMENSIONS								
			W	D	H	W	D	H	W	H							
			IN 25.5 MM 648	24 610	34.5 876	19 483	18 457	18.75 476	19 483	16.5 419							
			<p>RTA 00 1 per carton</p>														

DESCRIPTION	FEATURES	MODEL #	STANDARD TEXTILE GRADES											
			1	2	3	4	5	6	7	8	9	10	11	12
 <p>upholstered back</p> <p>Side Chair w/Casters COM: 1.25 YD 1.14 M Unit weight: 20 LB 9.1 KG Carton weight: 27 LB 12.25 KG Carton volume: 13.75 FT³ 0.38 MT³</p>	Does not stack. Ergonomic features: M, N	6335C	691	731	765	804	867	926	985	1036	1100	1160	1241	1356
		6335CMO	750	814	868	930	1032	1126	1220	1302	1404	1500	1630	1814
			OVERALL DIMENSIONS			SEAT DIMENSIONS			BACK DIMENSIONS					
			W	D	H	W	D	H	W	H				
			IN 25.5	24	34.5	19	18	18.75	19	16.5				
			MM 648	610	876	483	457	476	483	419				
			RTA 00		1 per carton									

heavy duty / 24 hr



G1 Ergo Select TS92



Gala II TS94



ObusForme Comfort TS90



ObusForme Comfort XL96



Robust101



Saxon102



Vion TS103

TS MODELS



model TS1240-3


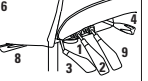


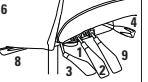


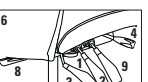

STANDARD FEATURES


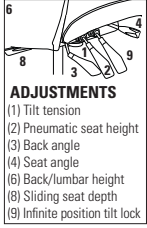

- TS models are available within standard series. TS stands for “three shift” and all of the TS models are rated for 24/7 applications as well as weight rated up to 350 lbs.
- Multi-tilter models feature a heavy duty mechanism.
- Multi-tilters are standard with pneumatic seat height, sliding seat depth adjustment, forward and rearward seat tilt with infinite lock, free floating back angle control and tilt tension control.
- All models are standard with either Ultracell or molded heavy duty seat foam.
- All models have a heavy duty 3” wide back upright.
- All models have outer back panels retained by trim screws for extra security.
- All models are standard with clear vinyl bumper guards around their outside backs.
- Dual wheel carpet casters (**C10**) are standard.
- This series features braille embossing on mechanism adjustment levers for visually impaired users.

OPTIONAL FEATURES

- Optional abrasion resistant outer back fabric (polyester) is available. Resistant to impact damage. Available in Black only. Please specify (**BKB**). Add \$9.
- For 24 hour application, Global’s Limited Lifetime Warranty is applicable only on fabrics that are rated for 100,000 double rubs.
- For hard surface flooring casters, please specify (**C10R**). Add \$20.
- For additional arm/caster options, please refer to the Arm and Caster section (page 105). *Optional casters may be priced higher than the standard casters for your chair and the difference will be charged. Lower priced optional casters will not be credited.*

Select series are available with multiple seat sizes. See measurements below.

DESCRIPTION	FEATURES	MODEL #	STANDARD TEXTILE GRADES													
			1	2	3	4	5	6	7	8	9	10	11	12		
 <p>ObusForme Comfort TS</p> <p>HB Heavy Duty Multi-Tilter COM: 2.25 YD 2.06 M Unit weight: 65 LB 29.5 KG Carton weight: 78 LB 35.38 KG Carton volume: 11 FT³ 0.31 MT³</p>	 <p>ADJUSTMENTS (1) Tilt tension (2) Pneumatic seat height (3) Back angle (4) Seat angle (6) Back/lumbar height (8) Sliding seat depth (9) Infinite position tilt lock</p>	<p>TS1240-3 1222 1294 1355 1425 1539 1645 1751 1843 1958 2066 2212 2419 TS1240P-3 Petite seat IN W19.5 D16.75-19.25 H16-20 MM W495 D425-489 H406-508</p>	OVERALL DIMENSIONS			SEAT DIMENSIONS			BACK DIMENSIONS							
			W	D	H	W	D	H	W	H						
			IN 26	25	48	21	17.5-20	16-20	19.5	27-32.25						
			MM 660	635	1219	533	445-508	406-508	495	686-819						
			RTA 2		1 per carton											
 <p>ObusForme Comfort TS</p> <p>MB Heavy Duty Multi-Tilter COM: 2 YD 1.83 M Unit weight: 63 LB 28.6 KG Carton weight: 75 LB 34.02 KG Carton volume: 10.5 FT³ 0.29 MT³</p>	 <p>ADJUSTMENTS (1) Tilt tension (2) Pneumatic seat height (3) Back angle (4) Seat angle (6) Back/lumbar height (8) Sliding seat depth (9) Infinite position tilt lock</p>	<p>TS1241-3 1164 1228 1282 1344 1446 1540 1634 1716 1818 1914 2044 2228 TS1241P-3 Petite seat IN W19.5 D16.75-19.25 H16-20 MM W495 D425-489 H406-508</p>	OVERALL DIMENSIONS			SEAT DIMENSIONS			BACK DIMENSIONS							
			W	D	H	W	D	H	W	H						
			IN 26	25	44	21	17.5-20	16-20	19.5	22-27.25						
			MM 660	635	1118	533	445-508	406-508	495	559-692						
			RTA 2		1 per carton											
 <p>ObusForme Comfort TS</p> <p>HB Heavy Duty Multi-Tilter w/Schukra COM: 2.25 YD 2.06 M Unit weight: 65 LB 29.5 KG Carton weight: 78 LB 35.38 KG Carton volume: 11 FT³ 0.31 MT³</p>	 <p>ADJUSTMENTS (1) Tilt tension (2) Pneumatic seat height (3) Back angle (4) Seat angle (6) Back/lumbar height (8) Sliding seat depth (9) Infinite position tilt lock</p>	<p>TS1260-3 1343 1415 1476 1546 1660 1766 1872 1964 2079 2187 2333 2540 TS1260P-3 Petite seat IN W19.5 D16.75-19.25 H16-20 MM W495 D425-489 H406-508</p>	OVERALL DIMENSIONS			SEAT DIMENSIONS			BACK DIMENSIONS							
			W	D	H	W	D	H	W	H						
			IN 26	25	48	21	17.5-20	16-20	19.5	27-32.25						
			MM 660	635	1219	533	445-508	406-508	495	686-819						
			RTA 2		1 per carton											

DESCRIPTION	FEATURES	MODEL#	STANDARD TEXTILE GRADES											
			1	2	3	4	5	6	7	8	9	10	11	12
 <p>ObusForme Comfort TS</p> <p>MB Heavy Duty Multi-Tilter w/Schukra COM: 2 YD 1.83 M Unit weight: 60 LB 27.3 KG Carton weight: 72 LB 32.66 KG Carton volume: 10.5 FT³ 0.29 MT³</p>	 <p>ADJUSTMENTS (1) Tilt tension (2) Pneumatic seat height (3) Back angle (4) Seat angle (6) Back/lumbar height (8) Sliding seat depth (9) Infinite position tilt lock</p>	TS1261-3 1287 1351 1405 1467 1569 1663 1757 1839 1941 2037 2167 2351 TS1261P-3 Petite seat IN W19.5 D16.75-19.25 H16-20 MM W495 D425-489 H406-508	OVERALL DIMENSIONS W D H			SEAT DIMENSIONS W D H			BACK DIMENSIONS W H					
		IN 26 25 44 MM 660 635 1118	IN 21 17.5-20 16-20 MM 533 445-508 406-508	IN 19.5 22-27.25 MM 495 559-692	RTA 2		1 per carton							
Ergonomic features: A, B, C, D, E, F, G, H, M, N, Q, R, S, V														

G1 ERGO SELECT TS



model TS7331-3 H1



model TS7333-3 G5

STANDARD FEATURES

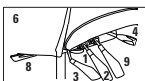
- TS models are available within the standard G1 Ergo Select series. TS stands for “three shift” and each TS model is rated for 24/7 applications as well as weight rated up to 350 lbs.
- Models feature a heavy duty multi-tilter mechanism, cylinder and molded heavy duty seat foam.
- Standard with pneumatic seat height, forward and rearward seat tilt with infinite lock, free floating back angle control, tilt tension control and side activated sliding seat depth.
- Available in three back heights and two seat sizes (standard or generous).
- Stitch detail on edges of seat and back is discrete, using matched thread as standard.
- Standard with height and width adjustable (G5) arms with sliding armcaps. Armcaps also articulate inwards and outwards to aim toward the keyboard or mouse area.
- Five prong, injection molded, fiberglass reinforced nylon Black base with (C82) dual wheel carpet casters.
- G1 Ergo Select is fully compliant with latest BIFMA G1, GSA and CGSB specifications.
- For 24 hour applications, Global’s Limited Lifetime Warranty is applicable only on fabrics that are rated for 100,000 double rubs.
- Upholstery options: fabric, vinyl or leather. Vinyl and leather models may feature stitch detail across the seat and/or back cushions, if applicable. Grade 2 and above textiles are recommended for 24/7 applications.
- This series features braille embossing on mechanism adjustment levers for visually impaired users.

Please add option codes in the following order:

- **Model number**
TS7331 Medium back with arms.
TS7332 High back with arms.
TS7333 Extended high back with arms.
- **Textile**
 Specify textile code.
- **Mechanism**
(3) Multi-tilter mechanism.
- **Seat size**
(S) Standard
(G) Generous
- **Arms**
(G5) G5 arms. No upcharge.
(H1) Ergo Select arms. Add \$66.
(H2) Ergo Select arms w/wide armcaps. Add \$106.
- **Base**
(B7) Black nylon B7B base. No upcharge.
(A7) Polished aluminum B7A base. Add \$131.
- **Casters**
(82) C82 dual wheel carpet casters. No upcharge.
(8R) C82R dual wheel hard floor casters. Add \$21.
- **Stitch detail**
(MS) Color matched stitching. Decorative top stitch. No upcharge.
(XP) Black **(XB)** Beige
(XG) Copen **(XA)** Graphite
(XK) Mahogany **(XJ)** Natural
(XH) Navy #3 **(XD)** New Grey
(XF) Nickel **(XN)** Off-White
(XL) Rubytone **(XI)** Scarlet
(XC) Smoke **(XE)** Taupe
 (colors shown on website)

MECHANISM:

Multi-tilter mechanism (-3)



- ADJUSTMENTS**
- (1) Tilt tension
 - (2) Pneumatic seat height
 - (3) Back angle
 - (4) Seat angle
 - (6) Back/lumbar height
 - (8) Sliding seat depth
 - (9) Infinite position tilt lock
Center tilt action

Ergonomic features:

A, B, C, D, E, F, G, H, M, N, Q, R, S, U




OPTIONAL FEATURES

- Upholstery is available with exaggerated top stitch detail (heavier thread). 14 coordinating or contrasting colors may be selected. Please specify.
- For fully assembled chair in carton, please specify (SU). Add \$23.
- Optional Ergo Select arms are height (4”) and width adjustable with sliding armcaps. Armcaps also articulate inwards (25°) and outwards (25°) to aim toward the keyboard or mouse area.

EXAMPLE G1 ERGO SELECT TS ORDER CODE:

TS7332	-WA53	-3	-S	-H1	-B7	-82	-MS
Model #	Textile	Mechanism	Seat size	Arms	Base	Casters	Stitch detail

G1 Ergo Select TS dimensional information: based on measurements with heavy duty multi-tilter mechanism				
	Distance between arms	Standard arm height	Seat depth range	Standard seat height
Standard seat (S) Heavy duty 4” lift (4L) & (H1) arms	16.0” - 21.5” = 5.5” adjustment 406mm - 546mm = 140mm adj.	7.3” - 11.4” 185mm- 290mm	16.5” - 18.75” 419mm - 476mm	17.5” - 21.5” 444mm - 546mm
Generous seat (G) Heavy duty 4” lift (4L) & (H1) arms	17.25” - 22.75” = 5.5” adjustment 438mm -578mm = 140mm adj.		17.25” - 19.5” 438mm - 495mm	

DESCRIPTION	FEATURES	MODEL #	STANDARD TEXTILE GRADES											
			1	2	3	4	5	6	7	8	9	10	11	12
 <p>Medium Back COM: 1.65 YD 1.51 M Unit weight: 54 LB 24.5 KG Carton weight: 66 LB 29.94 KG Carton volume: 10.5 FT³ 0.29 MT³</p>		TS7331	1252	1305	1349	1401	1485	1562	1640	1707	1791	1871	1978	2130
			OVERALL DIMENSIONS			SEAT DIMENSIONS			BACK DIMENSIONS					
			W	D	H	W	D	H	W	H				
			IN 24	21.5	42	18.5	15.5-18.5	17.5-21.5	19	22				
			MM 610	546	1067	470	394-470	445-546	483	559				
			RTA 2	1 per carton										
 <p>High Back COM: 1.75 YD 1.6 M Unit weight: 56 LB 25.5 KG Carton weight: 68 LB 30.84 KG Carton volume: 10.5 FT³ 0.29 MT³</p>		TS7332	1278	1334	1381	1436	1525	1607	1689	1761	1850	1934	2048	2209
			OVERALL DIMENSIONS			SEAT DIMENSIONS			BACK DIMENSIONS					
			W	D	H	W	D	H	W	H				
			IN 24.5	23	45.5	19.75	16.5-19.5	17.5-21.5	19	24.5				
			MM 622	584	1156	502	419-495	445-546	483	622				
			RTA 2	1 per carton										
 <p>Extended High Back COM: 2 YD 1.83 M Unit weight: 56 LB 25.5 KG Carton weight: 69 LB 31.3 KG Carton volume: 11 FT³ 0.31 MT³</p>		TS7333	1302	1366	1420	1483	1584	1678	1772	1854	1956	2052	2182	2366
			OVERALL DIMENSIONS			SEAT DIMENSIONS			BACK DIMENSIONS					
			W	D	H	W	D	H	W	H				
			IN 24.5	24	51	19.75	16.5-19.5	17.5-21.5	19	27				
			MM 622	610	1295	502	419-495	445-546	483	686				
			RTA 2	1 per carton										

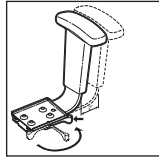
GALA II TS



model GCTS13011



model GCTS13015



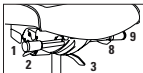
Vari-Width (WA) width adjustable arm extensions are standard when chair is ordered with adjustable arms.



model GCTS13021

MECHANISMS:

Synchro-tilter mechanism (-0)



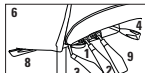
ADJUSTMENTS

- (1) Tilt tension
- (2) Pneumatic seat height
- (3) Back angle
- Back/lumbar height
- (8) Sliding seat depth
- (9) Multi position tilt lock
- Synchro tilt action
- Anti kick back

Ergonomic features:

A, B, C, D, E, G, H, L, M, N, Q, R, U

Multi-tilter mechanism (-3)



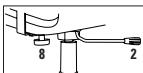
ADJUSTMENTS

- (1) Tilt tension
- (2) Pneumatic seat height
- (3) Back angle
- (4) Seat angle
- (6) Back/lumbar height
- (8) Sliding seat depth
- (9) Infinite position tilt lock
- Center tilt action

Ergonomic features:

A, B, C, D, E, F, G, H, M, N, Q, R, S, U

Task mechanism (-6)



ADJUSTMENTS

- (2) Pneumatic seat height
- (8) Manual seat depth

Ergonomic features:

C, E, H, M, N, Q, R, U

STANDARD FEATURES

- Gala II TS is designed for 24/7 applications to provide exceptional support and comfort throughout the work day.
- Available in three back heights and three seat sizes to fit a person's body type and movements while at work.
- Models with adjustable headrest available.
- Heavy duty synchro-tilter or multi-tilter mechanism with side activated sliding seat depth adjustment (MD) and separate back angle adjustment for individual comfort are standard. Stool models are available with task mechanism only.
- Vertical back height ratchet adjustment of 5.25" is standard on all models (except task chairs).
- Back support upright is 3" wide for extra strength.
- One-piece curved back features a pull over style upholstery cover for easy housekeeping and infection prevention practices.
- Standard with Global's high quality Soft Descent™ pneumatic lift which slowly and gently lowers the seat height of the chair making it easy to obtain the exact seat height you desire.
- Models with arms are standard with height adjustable arms (3B) with self-skinned urethane (SSU) armcaps.
- Vari-Width (WA) width adjustable arm extensions are standard. Allows the arms to move away from the seat by 2" on each side to allow space if desired for broader hip widths.
- Waterfall seamless seat front design with high density moulded foam for superior comfort and longevity.
- Underside of seat pan is completely sealed.
- Five prong, injection molded, fiberglass reinforced nylon Black base with dual wheel carpet casters (C10).
- To meet higher standards for housekeeping and infection control, Gala II has a seamless seat and one stitch pull over back upholstery, while still offering soft curves to the design. Note: Vinyl and woven treated textiles are thicker in nature and will experience wrinkles on some curves or corners as a result.
- This series features braille embossing on adjustment levers on mechanisms -0 and -3 for visually impaired users.

OPTIONAL FEATURES

- For moisture barrier on seat, please specify (MB). Add \$81.
- Back sealed seam available, please specify (S2). Upcharges vary.
- Optional Schukra™ depth adjustable lumbar support for personalized back support and comfort, please specify (SK). Add \$119.
- For additional arms/caster options, please refer to the Arm and Caster section (page 105). Optional casters may be priced higher than the standard casters for your chair and the difference will be charged. Lower priced optional casters will not be credited.
- For fully assembled chair in carton, please specify (SU). Add \$23.

Please add option codes in the following order:

- **Model number**
GCTS13011 High back with arms
GCTS13012 Medium back with arms
GCTS13013 Low back with arms
GCTS13015 Medium back stool with arms
GCTS13021 High Back w/Adj. Headrest with arms
GCTS13022 Medium Back w/Adj. Headrest with arms
- **Textile**
Specify textile code.
- **Mechanism**
(0) Synchro-tilter mechanism. No upcharge.
(3) Multi-tilter mechanism. Add \$168.
(6) Task mechanism (models GCTS13015 only). No upcharge.
- **Seat size**
(P) Petite, 18.5"W x 15.5"D. Included.
(S) Standard, 20.5"W x 17"D. No upcharge.
(G) Generous, 21.5"W x 18"D. No upcharge.
- **Arms**
(3B) Height adjustable arms. No upcharge.
For additional arm options, please refer to Arm Selections section on page 107.
- **Base**
(BK) Black nylon spider base.
(AL) Polished aluminum base. Add \$131.
- **Casters**
(C10) Dual wheel carpet casters.
(C10R) Dual wheel hard floor casters. Add \$20.

EXAMPLE GALA II TS ORDER CODE:

GCTS13011	-WA53	-0	-S	-3B	-B7	-C10R
Model number	Textile	Mechanism	Seat size	Arms	Base	Casters

DESCRIPTION

MODEL# / FEATURES

STANDARD TEXTILE GRADES



High Back Heavy Duty

COM: 2.15 YD | 1.97 M
 Unit weight: 59 LB | 26.8 KG
 Carton weight: 69 LB | 31.3 KG
 Carton volume: 10.5 FT³ | 0.29 MT³

Active weight 350 lbs.






See series notes for mechanism options.

	COM	2	3	4	5	6	7	8	9	10	11	12
GCTS13011 With arms	1064	1133	1191	1258	1367	1468	1570	1658	1768	1871	2010	2208

	OVERALL DIMENSIONS			SEAT DIMENSIONS			BACK DIMENSIONS	
	W	D	H	W	D	H	W	H
IN	24.5	23.5	43.5	20.5	15.5-18.5	17-21	20	24.5
MM	622	597	1105	521	394-470	432-533	508	622

RTA 2

1 per carton

DESCRIPTION	FEATURES	MODEL #	STANDARD TEXTILE GRADES													
			COM	2	3	4	5	6	7	8	9	10	11	12		
 <p>Medium Back Heavy Duty COM: 1.9 YD 1.74 M Unit weight: 58 LB 26.4 KG Carton weight: 68 LB 30.84 KG Carton volume: 10.5 FT³ 0.29 MT³</p>	<p>Active weight 350 lbs.</p> <p>See series notes for mechanism options.</p>	GCTS13012	1033	1094	1145	1204	1301	1390	1480	1558	1655	1746	1869	2044		
			OVERALL DIMENSIONS			SEAT DIMENSIONS			BACK DIMENSIONS							
			W	D	H	W	D	H	W	H						
			IN 24.5	23.5	39.5	20.5	15.5-18.5	17-21	20	20.5						
			MM 622	597	1003	521	394-470	432-533	508	521						
		RTA 2	1 per carton													
 <p>Low Back Heavy Duty COM: 1.8 YD 1.65 M Unit weight: 56 LB 25.5 KG Carton weight: 66 LB 29.94 KG Carton volume: 10.5 FT³ 0.29 MT³</p>	<p>Active weight 350 lbs.</p> <p>See series notes for mechanism options.</p>	GCTS13013	1019	1077	1125	1181	1273	1357	1443	1517	1609	1695	1811	1977		
			OVERALL DIMENSIONS			SEAT DIMENSIONS			BACK DIMENSIONS							
			W	D	H	W	D	H	W	H						
			IN 24.5	23.5	35.5	20.5	15.5-18.5	17-21	20	16.5						
			MM 622	597	902	521	394-470	432-533	508	419						
		RTA 2	1 per carton													
 <p>Medium Back Heavy Duty Task Stool COM: 1.8 YD 1.65 M Unit weight: 47 LB 21.4 KG Carton weight: 57 LB 25.85 KG Carton volume: 10.5 FT³ 0.29 MT³</p>	<p>Active weight 350 lbs.</p> <p>See series notes for mechanism options.</p>	GCTS13015	1242	1300	1348	1404	1496	1580	1666	1740	1832	1918	2034	2200		
			OVERALL DIMENSIONS			SEAT DIMENSIONS			BACK DIMENSIONS							
			W	D	H	W	D	H	W	H						
			IN 24.5	23.5	48.5	20.5	15.5	23.5-33.5	20	20.5						
			MM 622	597	1232	521	394	597-851	508	521						
		RTA 2	1 per carton													
 <p>High Back Heavy Duty with Adjustable Headrest COM: 2.4 YD 2.19 M Unit weight: 63 LB 28.6 KG Carton weight: 75 LB 34.02 KG Carton volume: 10.5 FT³ 0.29 MT³</p>	<p>Active weight 350 lbs.</p> <p>See series notes for mechanism options.</p>	GCTS13021	1306	1383	1448	1522	1645	1757	1871	1969	2092	2207	2362	2583		
			OVERALL DIMENSIONS			SEAT DIMENSIONS			BACK DIMENSIONS							
			W	D	H	W	D	H	W	H						
			IN 24.5	23.5	50.5	20.5	15.5-18.5	17-21	20	31.5						
			MM 622	597	1283	521	394-470	432-533	508	800						
		RTA 2	1 per carton													
 <p>Medium Back Heavy Duty with Adjustable Headrest COM: 2.15 YD 1.97 M Unit weight: 62 LB 28.2 KG Carton weight: 74 LB 33.57 KG Carton volume: 10.5 FT³ 0.29 MT³</p>	<p>Active weight 350 lbs.</p> <p>See series notes for mechanism options.</p>	GCTS13022	1275	1344	1402	1469	1578	1679	1781	1869	1979	2082	2221	2419		
			OVERALL DIMENSIONS			SEAT DIMENSIONS			BACK DIMENSIONS							
			W	D	H	W	D	H	W	H						
			IN 24.5	23.5	46.5	20.5	15.5	17-21	20	27.5						
			MM 622	597	1181	521	394	432-533	508	699						
		RTA 2	1 per carton													

OBUSFORME COMFORT XL



model 1251-0

model 1252-8



Optional Memory Foam
See right for details.

STANDARD FEATURES

- ObusForme Comfort XL is a great addition to the ObusForme family and is recommended by chiropractors worldwide.
- Specifically intended for users of above average height and/or weight (not intended for average size users).
- All models provide additional height and/or seat depth, designed to meet the requirements of the large occupant chair (BIFMA X5.11).
- Features an elastomeric back support system that provides impressive comfortable support with no pressure points along the spine, with a compound curved back and seat.
- Standard seat foam is extra thick dual cushion with a soft top layer and a firmly supportive lower layer.
- Height, width and depth adjustable (**G3**) arms with self-skinned urethane (SSU) arm pads. Armcaps articulate inwards 30°.
- Standard with Global's high quality Soft Descent™ pneumatic lift which slowly and gently lowers the seat height of the chair making it easy to obtain the exact seat height you desire.
- Vari-Width (**WA**) width adjustable arm extensions are standard when chair is ordered with adjustable arms. Allows the arms to move away from the seat by 2" on each side to allow space if desired for broader hip widths.

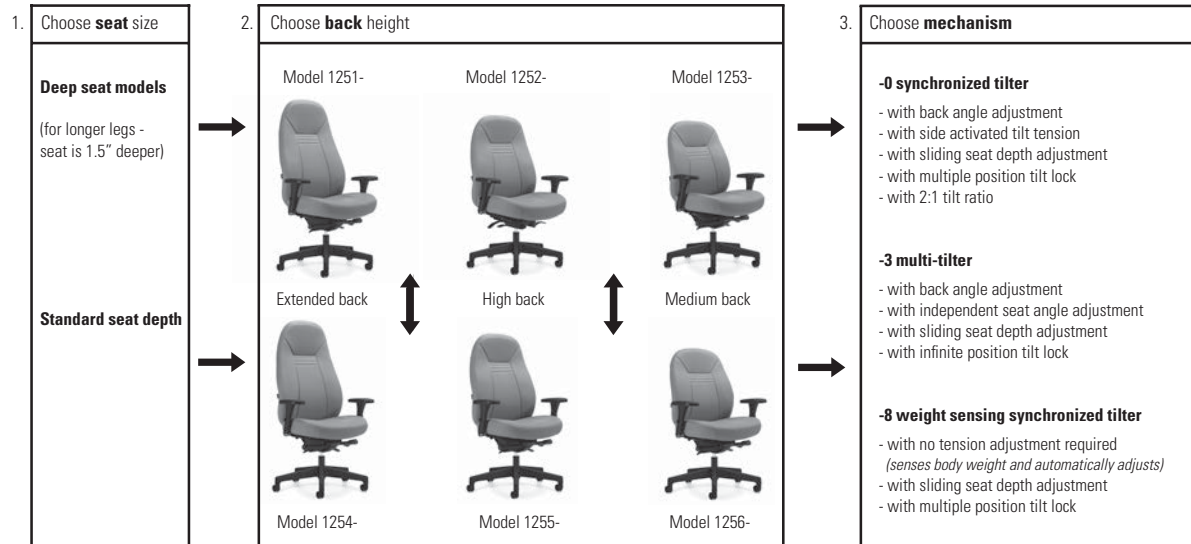
- Side activated sliding seat depth adjustment (**MD**) is standard on all models.
- Vertical back height ratchet adjustment of 5.25" is standard on all models.
- Five prong, injection molded, fiberglass reinforced nylon base (28" in diameter) in Black only with dual wheel carpet casters (**C65**).
- All models are rated for 400 lbs.
- All models ship fully assembled in the box.
- Upholstery options: fabric, vinyl or leather. Vinyl and leather models may feature stitch detail across the seat and/or back cushions, if applicable.

OPTIONAL FEATURES

- For hard surface flooring casters, please specify (**C65R**). Add \$21.

Big & Tall ObusForme Comfort XL: Product Map

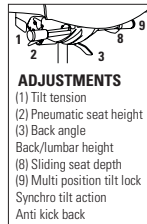
For users of above average height or weight



DESCRIPTION FEATURES MODEL # STANDARD TEXTILE GRADES



Extended Back Synchro-Tilter w/Back Angle Adj.
COM: 2.75 YD | 2.51 M
Unit weight: 58 LB | 26.4 KG
Carton weight: 69 LB | 31.3 KG
Carton volume: 26 FT³ | 0.73 MT³



ADJUSTMENTS
(1) Tilt tension
(2) Pneumatic seat height
(3) Back angle
Back/lumbar height
(8) Sliding seat depth
(9) Multi position tilt lock
Synchro tilt action
Anti kick back


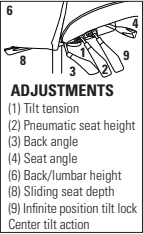

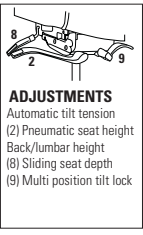

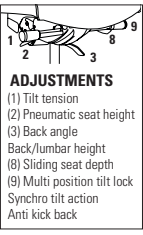

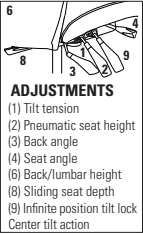

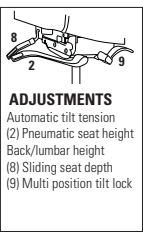
Extra tall/wide back. Wide/deep seat.

Ergonomic features:
A, B, C, D, E, G, H, L, M, N, Q, R, U

MODEL #	1	2	3	4	5	6	7	8	9	10	11	12
1251-0	1286	1374	1448	1534	1674	1803	1932	2045	2185	2317	2496	2749

	OVERALL DIMENSIONS			SEAT DIMENSIONS			BACK DIMENSIONS	
	W	D	H	W	D	H	W	H
IN	28	26	53	23.5	19-22	17-21	22	31-36.25
MM	711	660	1346	597	483-559	432-533	559	787-921

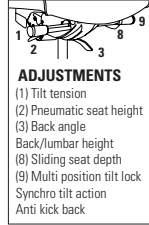
RTA 00 1 per carton

DESCRIPTION	FEATURES	MODEL#	STANDARD TEXTILE GRADES														
			1	2	3	4	5	6	7	8	9	10	11	12			
 <p>Extended Back Multi-Tilter COM: 2.75 YD 2.51 M Unit weight: 60 LB 27.3 KG Carton weight: 71 LB 32.21 KG Carton volume: 26 FT³ 0.73 MT³</p>	 <p>ADJUSTMENTS (1) Tilt tension (2) Pneumatic seat height (3) Back angle (4) Seat angle (6) Back/lumbar height (8) Sliding seat depth (9) Infinite position tilt lock Center tilt action</p>	<p>Extra tall/wide back. Wide/deep seat.</p> <p>Ergonomic features: A, B, C, D, E, F, G, H, M, N, Q, R, S, U</p>	1251-3	1286	1374	1448	1534	1674	1803	1932	2045	2185	2317	2496	2749		
			OVERALL DIMENSIONS			SEAT DIMENSIONS			BACK DIMENSIONS								
			W	D	H	W	D	H	W	H							
			IN 28	26	53	23.5	19-22	17-21	22	31-36.25							
MM 711	660	1346	597	483-559	432-533	559	787-921										
			RTA 00	1 per carton													
 <p>Extended Back Weight Sensing Synchro-Tilter COM: 2.75 YD 2.51 M Unit weight: 55 LB 25 KG Carton weight: 66 LB 29.94 KG Carton volume: 26 FT³ 0.73 MT³</p>	 <p>ADJUSTMENTS Automatic tilt tension (2) Pneumatic seat height Back/lumbar height (8) Sliding seat depth (9) Multi position tilt lock</p>	<p>Extra tall/wide back. Wide/deep seat.</p> <p>Ergonomic features: A, B, C, D, E, H, L, M, N, Q, R, U</p>	1251-8	1286	1374	1448	1534	1674	1803	1932	2045	2185	2317	2496	2749		
			OVERALL DIMENSIONS			SEAT DIMENSIONS			BACK DIMENSIONS								
			W	D	H	W	D	H	W	H							
			IN 28	26	53	23.5	19-22	17-22	22	31-36.25							
MM 711	660	1346	597	483-559	432-559	559	787-921										
			RTA 00	1 per carton													
 <p>High Back Synchro-Tilter w/ Back Angle Adj. COM: 2.5 YD 2.29 M Unit weight: 55 LB 25 KG Carton weight: 65 LB 29.48 KG Carton volume: 24 FT³ 0.67 MT³</p>	 <p>ADJUSTMENTS (1) Tilt tension (2) Pneumatic seat height (3) Back angle Back/lumbar height (8) Sliding seat depth (9) Multi position tilt lock Synchro tilt action Anti kick back</p>	<p>High/wide back. Wide/deep seat.</p> <p>Ergonomic features: A, B, C, D, E, G, H, L, M, N, Q, R, U</p>	1252-0	1225	1305	1373	1450	1578	1695	1813	1915	2043	2163	2325	2555		
			OVERALL DIMENSIONS			SEAT DIMENSIONS			BACK DIMENSIONS								
			W	D	H	W	D	H	W	H							
			IN 28	26	48.5	23.5	19-22	17-21	22	26.5-31.75							
MM 711	660	1232	597	483-559	432-533	559	673-806										
			RTA 00	1 per carton													
 <p>High Back Multi-Tilter COM: 2.5 YD 2.29 M Unit weight: 57 LB 25.9 KG Carton weight: 67 LB 30.39 KG Carton volume: 24 FT³ 0.67 MT³</p>	 <p>ADJUSTMENTS (1) Tilt tension (2) Pneumatic seat height (3) Back angle (4) Seat angle (6) Back/lumbar height (8) Sliding seat depth (9) Infinite position tilt lock Center tilt action</p>	<p>High/wide back. Wide/deep seat.</p> <p>Ergonomic features: A, B, C, D, E, F, G, H, M, N, Q, R, S, U</p>	1252-3	1225	1305	1373	1450	1578	1695	1813	1915	2043	2163	2325	2555		
			OVERALL DIMENSIONS			SEAT DIMENSIONS			BACK DIMENSIONS								
			W	D	H	W	D	H	W	H							
			IN 28	26	48.5	23.5	19-22	17-21	22	26.5-31.75							
MM 711	660	1232	597	483-559	432-533	559	673-806										
			RTA 00	1 per carton													
 <p>High Back Weight Sensing Synchro-Tilter COM: 2.5 YD 2.29 M Unit weight: 52 LB 23.6 KG Carton weight: 62 LB 28.12 KG Carton volume: 24 FT³ 0.67 MT³</p>	 <p>ADJUSTMENTS Automatic tilt tension (2) Pneumatic seat height Back/lumbar height (8) Sliding seat depth (9) Multi position tilt lock</p>	<p>High/wide back. Wide/deep seat.</p> <p>Ergonomic features: A, B, C, D, E, H, L, M, N, Q, R, U</p>	1252-8	1225	1305	1373	1450	1578	1695	1813	1915	2043	2163	2325	2555		
			OVERALL DIMENSIONS			SEAT DIMENSIONS			BACK DIMENSIONS								
			W	D	H	W	D	H	W	H							
			IN 28	26	48.5	23.5	19-22	17-22	22	26.5-31.75							
MM 711	660	1232	597	483-559	432-559	559	673-806										
			RTA 00	1 per carton													

DESCRIPTION	FEATURES	MODEL#	STANDARD TEXTILE GRADES											
			1	2	3	4	5	6	7	8	9	10	11	12



Mid Back Synchro-Tilter w/Back Angle Adj.
 COM: 2.5 YD | 2.29 M
 Unit weight: 52 LB | 23.6 KG
 Carton weight: 61 LB | 27.67 KG
 Carton volume: 22 FT³ | 0.62 MT³



Mid/wide back. Wide/deep seat.

Ergonomic features:
 A, B, C, D, E, G, H, L, M, N, Q, R, U

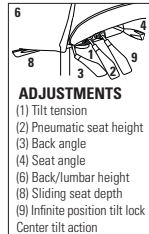
	1	2	3	4	5	6	7	8	9	10	11	12
1253-0	1166	1246	1314	1391	1519	1636	1754	1856	1984	2104	2266	2496

OVERALL DIMENSIONS			SEAT DIMENSIONS			BACK DIMENSIONS		
W	D	H	W	D	H	W	H	
IN 28	26	44.5	23.5	19-22	17-21	22	22-27.25	
MM 711	660	1130	597	483-559	432-533	559	559-692	

RTA 00 1 per carton



Mid Back Multi-Tilter
 COM: 2.5 YD | 2.29 M
 Unit weight: 54 LB | 24.5 KG
 Carton weight: 63 LB | 28.58 KG
 Carton volume: 22 FT³ | 0.62 MT³



Mid/wide back. Wide/deep seat.

Ergonomic features:
 A, B, C, D, E, F, G, H, M, N, Q, R, S, U

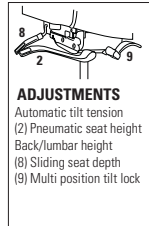
	1	2	3	4	5	6	7	8	9	10	11	12
1253-3	1166	1246	1314	1391	1519	1636	1754	1856	1984	2104	2266	2496

OVERALL DIMENSIONS			SEAT DIMENSIONS			BACK DIMENSIONS		
W	D	H	W	D	H	W	H	
IN 28	26	44.5	23.5	19-22	17-21	22	22-27.25	
MM 711	660	1130	597	483-559	432-533	559	559-692	

RTA 00 1 per carton



Mid Back Weight Sensing Synchro-Tilter
 COM: 2.5 YD | 2.29 M
 Unit weight: 49 LB | 22.3 KG
 Carton weight: 58 LB | 26.31 KG
 Carton volume: 22 FT³ | 0.62 MT³



Mid/wide back. Wide/deep seat.

Ergonomic features:
 A, B, C, D, E, H, L, M, N, Q, R, U

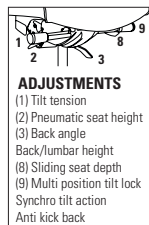
	1	2	3	4	5	6	7	8	9	10	11	12
1253-8	1166	1246	1314	1391	1519	1636	1754	1856	1984	2104	2266	2496

OVERALL DIMENSIONS			SEAT DIMENSIONS			BACK DIMENSIONS		
W	D	H	W	D	H	W	H	
IN 28	26	44.5	23.5	19-22	17-22	22	22-27.25	
MM 711	660	1130	597	483-559	432-559	559	559-692	

RTA 00 1 per carton



Extended Back Synchro-Tilter w/Back Angle Adj.
 COM: 2.75 YD | 2.51 M
 Unit weight: 57 LB | 25.9 KG
 Carton weight: 68 LB | 30.84 KG
 Carton volume: 26 FT³ | 0.73 MT³



Extra tall/wide back. Wide seat/std depth.

Ergonomic features:
 A, B, C, D, E, G, H, L, M, N, Q, R, U

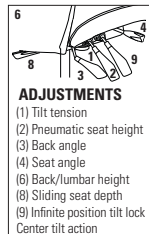
	1	2	3	4	5	6	7	8	9	10	11	12
1254-0	1225	1313	1387	1473	1613	1742	1871	1984	2124	2256	2435	2688

OVERALL DIMENSIONS			SEAT DIMENSIONS			BACK DIMENSIONS		
W	D	H	W	D	H	W	H	
IN 28	24.5	53	23.5	17-22	17-21	22	31-36.25	
MM 711	622	1346	597	432-559	432-533	559	787-921	

RTA 00 1 per carton



Extended Back Multi-Tilter
 COM: 2.75 YD | 2.51 M
 Unit weight: 59 LB | 26.8 KG
 Carton weight: 70 LB | 31.75 KG
 Carton volume: 26 FT³ | 0.73 MT³




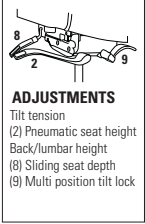

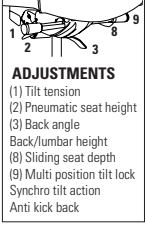

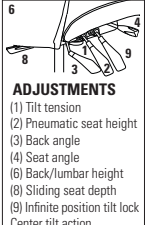

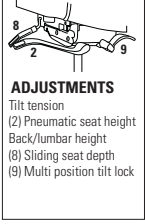

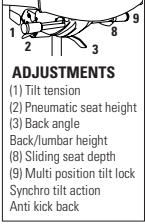
Extra tall/wide back. Wide seat/std depth.


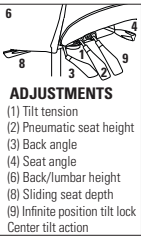

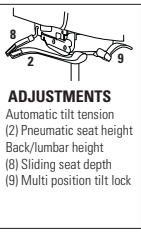
Ergonomic features:
 A, B, C, D, E, F, G, H, M, N, Q, R, S, U

	1	2	3	4	5	6	7	8	9	10	11	12
1254-3	1225	1313	1387	1473	1613	1742	1871	1984	2124	2256	2435	2688

OVERALL DIMENSIONS			SEAT DIMENSIONS			BACK DIMENSIONS		
W	D	H	W	D	H	W	H	
IN 28	24.5	53	23.5	17-20	17-21	22	31-36.25	
MM 711	622	1346	597	432-508	432-533	559	787-921	

RTA 00 1 per carton

DESCRIPTION	FEATURES	MODEL#	STANDARD TEXTILE GRADES														
			1	2	3	4	5	6	7	8	9	10	11	12			
 <p>Extended Back Weight Sensing Synchro-Tilter COM: 2.75 YD 2.51 M Unit weight: 54 LB 24.5 KG Carton weight: 65 LB 29.48 KG Carton volume: 26 FT³ 0.73 MT³</p>	 <p>ADJUSTMENTS Tilt tension (2) Pneumatic seat height Back/lumbar height (8) Sliding seat depth (9) Multi position tilt lock</p>	Extra tall/wide back. Wide seat/std depth. Ergonomic features: A, B, C, D, E, H, L, M, N, Q, R, U	1254-8	1225	1313	1387	1473	1613	1742	1871	1984	2124	2256	2435	2688		
			OVERALL DIMENSIONS			SEAT DIMENSIONS			BACK DIMENSIONS								
			W	D	H	W	D	H	W	H							
			IN 28	24.5	53	23.5	17-20	17-22	22	31-36.25							
MM 711	622	1346	597	432-508	432-559	559	787-921										
			RTA 00	1 per carton													
 <p>High Back Synchro-Tilter w/Back Angle Adj. COM: 2.5 YD 2.29 M Unit weight: 54 LB 24.5 KG Carton weight: 64 LB 29.03 KG Carton volume: 24 FT³ 0.67 MT³</p>	 <p>ADJUSTMENTS (1) Tilt tension (2) Pneumatic seat height (3) Back angle Back/lumbar height (8) Sliding seat depth (9) Multi position tilt lock Synchro tilt action Anti kick back</p>	High/wide back. Wide seat/std depth. Ergonomic features: A, B, C, D, E, G, H, L, M, N, Q, R, U	1255-0	1166	1246	1314	1391	1519	1636	1754	1856	1984	2104	2266	2496		
			OVERALL DIMENSIONS			SEAT DIMENSIONS			BACK DIMENSIONS								
			W	D	H	W	D	H	W	H							
			IN 28	24.5	48.5	23.5	17-20	17-21	22	26.5-31.75							
MM 711	622	1232	597	432-508	432-533	559	673-806										
			RTA 00	1 per carton													
 <p>High Back Multi-Tilter COM: 2.5 YD 2.29 M Unit weight: 56 LB 25.5 KG Carton weight: 66 LB 29.94 KG Carton volume: 24 FT³ 0.67 MT³</p>	 <p>ADJUSTMENTS (1) Tilt tension (2) Pneumatic seat height (3) Back angle (4) Seat angle (6) Back/lumbar height (8) Sliding seat depth (9) Infinite position tilt lock Center tilt action</p>	High/wide back. Wide seat/std depth. Ergonomic features: A, B, C, D, E, F, G, H, M, N, Q, R, S, U	1255-3	1166	1246	1314	1391	1519	1636	1754	1856	1984	2104	2266	2496		
			OVERALL DIMENSIONS			SEAT DIMENSIONS			BACK DIMENSIONS								
			W	D	H	W	D	H	W	H							
			IN 28	24.5	48.5	23.5	17-20	17-21	22	26.5-31.75							
MM 711	622	1232	597	432-508	432-533	559	673-806										
			RTA 00	1 per carton													
 <p>High Back Weight Sensing Synchro-Tilter COM: 2.5 YD 2.29 M Unit weight: 51 LB 23.2 KG Carton weight: 61 LB 27.67 KG Carton volume: 24 FT³ 0.67 MT³</p>	 <p>ADJUSTMENTS Tilt tension (2) Pneumatic seat height Back/lumbar height (8) Sliding seat depth (9) Multi position tilt lock</p>	High/wide back. Wide seat/std depth. Ergonomic features: A, B, C, D, E, H, L, M, N, Q, R, U	1255-8	1166	1246	1314	1391	1519	1636	1754	1856	1984	2104	2266	2496		
			OVERALL DIMENSIONS			SEAT DIMENSIONS			BACK DIMENSIONS								
			W	D	H	W	D	H	W	H							
			IN 28	24.5	48.5	23.5	17-20	17-22	22	26.5-31.75							
MM 711	622	1232	597	432-508	432-559	559	673-806										
			RTA 00	1 per carton													
 <p>Mid Back Synchro-Tilter w/ Back Angle Adj. COM: 2.5 YD 2.29 M Unit weight: 51 LB 23.2 KG Carton weight: 60 LB 27.22 KG Carton volume: 22 FT³ 0.62 MT³</p>	 <p>ADJUSTMENTS (1) Tilt tension (2) Pneumatic seat height (3) Back angle Back/lumbar height (8) Sliding seat depth (9) Multi position tilt lock Synchro tilt action Anti kick back</p>	Mid/wide back. Wide seat/std depth. Ergonomic features: A, B, C, D, E, G, H, L, M, N, Q, R, U	1256-0	1107	1187	1255	1332	1460	1577	1695	1797	1925	2045	2207	2437		
			OVERALL DIMENSIONS			SEAT DIMENSIONS			BACK DIMENSIONS								
			W	D	H	W	D	H	W	H							
			IN 28	24.5	44.5	23.5	17-20	17-21	22	22-27.25							
MM 711	622	1130	597	432-508	432-533	559	559-692										
			RTA 00	1 per carton													

DESCRIPTION	FEATURES	MODEL#	STANDARD TEXTILE GRADES											
			1	2	3	4	5	6	7	8	9	10	11	12
 <p>Mid Back Multi-Tilter COM: 2.5 YD 2.29 M Unit weight: 53 LB 24.1 KG Carton weight: 62 LB 28.12 KG Carton volume: 22 FT³ 0.62 MT³</p>	 <p>ADJUSTMENTS (1) Tilt tension (2) Pneumatic seat height (3) Back angle (4) Seat angle (6) Back/lumbar height (8) Sliding seat depth (9) Infinite position tilt lock Center tilt action</p>	1256-3	1107	1187	1255	1332	1460	1577	1695	1797	1925	2045	2207	2437
			OVERALL DIMENSIONS W D H			SEAT DIMENSIONS W D H			BACK DIMENSIONS W H					
<p>Mid/wide back. Wide seat/std depth.</p> <p>Ergonomic features: A, B, C, D, E, F, G, H, M, N, Q, R, S, U</p>			IN 28	24.5	44.5	23.5	17-20	17-21	22	22-27.25	RTA 00		1 per carton	
			MM 711	622	1130	597	432-508	432-533	559	559-692				
 <p>Mid Back Weight Sensing Synchro-Tilter COM: 2.5 YD 2.29 M Unit weight: 48 LB 21.8 KG Carton weight: 57 LB 25.85 KG Carton volume: 22 FT³ 0.62 MT³</p>	 <p>ADJUSTMENTS Automatic tilt tension (2) Pneumatic seat height Back/lumbar height (8) Sliding seat depth (9) Multi position tilt lock</p>	1256-8	1107	1187	1255	1332	1460	1577	1695	1797	1925	2045	2207	2437
			OVERALL DIMENSIONS W D H			SEAT DIMENSIONS W D H			BACK DIMENSIONS W H					
<p>Mid/wide back. Wide seat/std depth.</p> <p>Ergonomic features: A, B, C, D, E, H, L, M, N, Q, R, U</p>			IN 28	24.5	44.5	23.5	17-20	17-22	22	22-27.25	RTA 00		1 per carton	
			MM 711	622	1130	597	432-508	432-559	559	559-692				

ROBUST



model 2527



model 2526




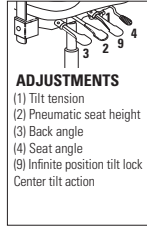

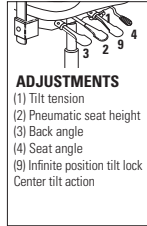
Optional Memory Foam
See right for details.

STANDARD FEATURES

- Heavy duty chair rated for multi-shift users up to 500 lbs.
- Standard with a six prong, oval tubular steel base (32" in diameter) in Black only.
- Standard with a solid steel loop style arm. The arm is vinyl dipped to be warm to the touch and impact absorbent.
- Arms are width adjustable for an extra 2" on each side, providing additional room and comfort for users.
- Side tension adjustment can be reached from a seated position.
- Standard with Ultracell high density, highly resilient foam on seat and back.
- Large diameter 3" Black casters provide easier mobility. Casters are suitable for hard surface flooring or carpet.
- For 24 hour application, Global's Limited Lifetime Warranty is applicable only on fabrics that are rated for 100,000 double rubs.
- Upholstery options: fabric only. Robust has a two-tone fabric combination; chosen fabric + Black trim.
- All models provide additional seat width/depth, designed to meet the requirements of the large occupant chair (BIFMA X5.11).

OPTIONAL FEATURES


- There are no caster or arm options for this series.
- Optional abrasion resistant outer back fabric (polyester) is available. Resistant to impact damage. Available in Black only. Please specify **(BKB)**. Add \$9.

DESCRIPTION	FEATURES	MODEL #	STANDARD TEXTILE GRADES												
			1	2	3	4	5	6	7	8	9	10	11	12	
 <p>HB Heavy Duty Multi-Tilter w/Headrest COM: 3.25 YD 2.97 M Unit weight: 92 LB 41.8 KG Carton weight: 118 LB 53.52 KG Carton volume: 33.5 FT³ 0.94 MT³</p>	 <p>ADJUSTMENTS (1) Tilt tension (2) Pneumatic seat height (3) Back angle (4) Seat angle (9) Infinite position tilt lock Center tilt action</p>	2526	-	2198	2286	2387	2552	2705	2858	2991	3157	3313	3524	3823	
		OVERALL DIMENSIONS			SEAT DIMENSIONS			BACK DIMENSIONS							
		W	D	H	W	D	H	W	H						
		IN 29 MM 737	27.5 699	50.5 1283	25.5 648	20 508	16.5-20.5 419-521	22 559	30 762						
		RTA 00	1 per carton												
 <p>MB Heavy Duty Multi-Tilter COM: 3 YD 2.74 M Unit weight: 90 LB 40.9 KG Carton weight: 114 LB 51.71 KG Carton volume: 29.5 FT³ 0.83 MT³</p>	 <p>ADJUSTMENTS (1) Tilt tension (2) Pneumatic seat height (3) Back angle (4) Seat angle (9) Infinite position tilt lock Center tilt action</p>	2527	-	2036	2117	2210	2363	2504	2645	2768	2921	3065	3260	3536	
		OVERALL DIMENSIONS			SEAT DIMENSIONS			BACK DIMENSIONS							
		W	D	H	W	D	H	W	H						
		IN 29 MM 737	26.5 673	42.5 1080	25.5 648	20 508	16.5-20.5 419-521	22 559	24 610						
		RTA 00	1 per carton												

SAXON



model 2512-3




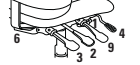
Arm Feature
Arms are designed to flip up and down to accommodate people wearing equipment belts.

STANDARD FEATURES

- Rated for multi-shift use by persons up to 350 lbs.
- Standard with a dual cushion Ultracell foam seat and heavily padded back for exceptional comfort.
- Abrasion resistant outer back fabric (polyester) is standard. Resistant to impact damage. Available in Black only.
- Recessed pack pockets provide additional space for equipment belt accessories or sidearms.
- Standard with **(VL)** fold up arms. Arms fold up and down to accommodate users who wear equipment belts, such as military personnel, border service agents and commissionaires.
- Standard with ratchet back height adjustment (2.25").
- Side activated sliding seat depth adjustment **(MD)** is standard.
- For 24 hour application, Global's Limited Lifetime Warranty is applicable only on fabrics that are rated for 100,000 double rubs.
- Back support upright is 3" wide for extra strength.
- Five prong, injection molded, fiberglass reinforced nylon Black base with dual wheel carpet casters **(C10)**.
- Upholstery options: fabric and vinyl only. Vinyl models may feature stitch detail across the seat and/or back cushions, if applicable.

OPTIONAL FEATURES

- For hard surface flooring casters, please specify **(C10R)**. Add \$20.
- For fully assembled chair in carton, please specify **(SU)**. Add \$23.
- For additional arm/caster options, please refer to the Arm and Caster section (page 105). *Optional casters may be priced higher than the standard casters for your chair and the difference will be charged. Lower priced optional casters will not be credited.*

DESCRIPTION	FEATURES	MODEL #	STANDARD TEXTILE GRADES																																	
			1	2	3	4	5	6	7	8	9	10	11	12																						
 <p>HB Heavy Duty Multi-Tilter COM: 2.25 YD 2.06 M Unit weight: 53 LB 24.1 KG Carton weight: 60 LB 27.22 KG Carton volume: 13 FT³ 0.36 MT³</p>	 <p>ADJUSTMENTS (1) Tilt tension (2) Pneumatic seat height (3) Back angle (4) Seat angle (6) Back/lumbar height (5) Sliding seat depth (9) Infinite position tilt lock Center tilt action</p>	2512-3	-	1530	1591	1661	1775	1881	1987	2079	2194	2302	2448	2655																						
		<table border="1"> <thead> <tr> <th rowspan="2"></th> <th colspan="3">OVERALL DIMENSIONS</th> <th colspan="3">SEAT DIMENSIONS</th> <th colspan="2">BACK DIMENSIONS</th> </tr> <tr> <th>W</th> <th>D</th> <th>H</th> <th>W</th> <th>D</th> <th>H</th> <th>W</th> <th>H</th> </tr> </thead> <tbody> <tr> <td>IN</td> <td>27.5</td> <td>25</td> <td>39.5</td> <td>22.5</td> <td>19-21.5</td> <td>18-22</td> <td>20</td> <td>19.5-22</td> </tr> <tr> <td>MM</td> <td>699</td> <td>635</td> <td>1003</td> <td>572</td> <td>483-546</td> <td>457-559</td> <td>508</td> <td>495-559</td> </tr> </tbody> </table>		OVERALL DIMENSIONS			SEAT DIMENSIONS			BACK DIMENSIONS		W	D	H	W	D	H	W	H	IN	27.5	25	39.5	22.5	19-21.5	18-22	20	19.5-22	MM	699	635	1003	572	483-546	457-559	508
	OVERALL DIMENSIONS			SEAT DIMENSIONS			BACK DIMENSIONS																													
	W	D	H	W	D	H	W	H																												
IN	27.5	25	39.5	22.5	19-21.5	18-22	20	19.5-22																												
MM	699	635	1003	572	483-546	457-559	508	495-559																												

Ergonomic features:
A, B, C, D, E, F, G, H, M, N, Q, S

VION TS



model TS6321-3



model TS6331-3

VION FINISHES - TASK SEATING				
Back Frame	Base	SPECIFY CODE	Arm Options	SPECIFY CODE
Black	Black	BLK	Adjustable "T" arm (Black) Adjustable "T" arm, fixed armcap (Black) Adjustable "T" arm (Black, Chrome accent) Adj. "T" arm, fixed armcap (Black, Chrome accent)	AS AF AC AD
	Polished aluminum	BAU Add \$131		
Shadow	Shadow	SHW Add \$131	Adjustable "T" arm (Shadow) Adjustable "T" arm, fixed armcap (Shadow) Adjustable "T" arm (Shadow, Chrome accent) Adj. "T" arm, fixed armcap (Shadow, Chrome accent)	SHA SHF FC CF
	Polished aluminum	SAU Add \$131		
Fog	Fog	FOG Add \$131	Adjustable "T" arm (Fog) Adjustable "T" arm, fixed armcap (Fog) Adjustable "T" arm (Fog, Chrome accent) Adj. "T" arm, fixed armcap (Fog, Chrome accent)	FA FF FC CF
	Polished aluminum	FAU Add \$131	Fixed "C" arm (Black) Fixed "C" arm (Shadow) Fixed "C" arm (Fog) Fixed "C" arm (polished aluminum)	C SHC CC CA Add \$111

* All arms have Black SSU armcaps.

STANDARD FEATURES

- TS models are available within the standard Vion series. TS stands for "three shift" and each of the TS models are rated for 24/7 applications as well as weight rated up to 350 lbs.
- Multi-tilter models feature a heavy duty mechanism.
- Multi-tilters are standard with pneumatic seat height. Forward and rearward seat tilt with infinite lock and free floating back angle control. Tilt tension control.
- Side activated sliding seat depth adjustment (**MD**) is standard on multi-tilters.
- Heavy duty stools are standard with fixed back, seat depth and pneumatic seat height adjustments. Swivels are standard with adjustable Chrome footrest.
- All models are standard with either Ultracell or molded heavy duty seat foam.
- All models have a heavy duty 3" wide back upright.
- Five prong, injection molded, fiberglass reinforced nylon Governor base (**B7**) with dual wheel carpet casters (**C1**).
- Standard with height and width adjustable T-arms with sliding armcaps.
- For 24 hour applications, Global's Limited Lifetime Warranty is applicable only on fabrics that are rated for 100,000 double rubs.
- Upholstery options: fabric, vinyl or leather. Vinyl and leather models may feature stitch detail across the seat and/or back cushions, if applicable. Grade 2 and above textiles are recommended for 24/7 applications.
- Upholstered back models feature Black fabric (Jenny JN02) on the back side.
- This series features braille embossing on mechanism adjustment levers on models ending in -3 for visually impaired users.

OPTIONAL FEATURES

- Mesh back models are available in 10 colors: Aqua (MS75), Black (MS69), Black Cherry (MS76), Blue (MS72), Dust (MS77), Ivory (MS78), Natural (MS74), Paprika (MS79), Rope (MS73) and Stone (MS71).
- Upholstered back models offer a Matching Outer (**MO**) upholstery option. Due to the additional material needed, these models are listed separately and are priced differently than the standard upholstered back models.
- Optional lumbar pad can be added at time of order, please specify (**LS**). Add \$17. Lumbar pad can also be ordered after sale as a kit, specify model 6339, add \$32. The lumbar pad is adjustable up to 3".
- Seat available in memory foam, please specify (**MF**). Add \$106.
- Petite seat models (2" shorter and 2" narrower than the standard size seat) are available. Please specify by adding (**P**) to the model code. No upcharge.
- For hard surface flooring casters, please specify (**C9R**). Add \$21.
- For fully assembled chair in carton, please specify (**SU**). Add \$23.

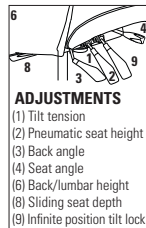
DESCRIPTION	FEATURES	MODEL #	STANDARD TEXTILE GRADES											
-------------	----------	---------	-------------------------	--	--	--	--	--	--	--	--	--	--	--



Vion TS

HB Heavy Duty Multi-Tilter - Mesh Back

COM: 1 YD | 0.91 M
Unit weight: 50 LB | 22.7 KG
Carton weight: 62 LB | 28.12 KG
Carton volume: 10.5 FT³ | 0.29 MT³



Ergonomic features:
A, B, C, E, F, G, H, M, N, Q, U, S

	1	2	3	4	5	6	7	8	9	10	11	12
TS6321-3	1288	1320	1347	1378	1429	1476	1523	1564	1615	1663	1728	1820

	OVERALL DIMENSIONS			SEAT DIMENSIONS			BACK DIMENSIONS	
	W	D	H	W	D	H	W	H

IN	25.5	24	41	20	17-19.5	17.5-21.5	18.5	23
MM	648	610	1041	508	432-495	445-546	470	584

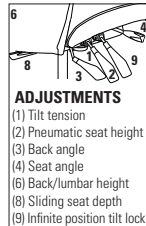
RTA 2 1 per carton



Vion TS

MB Heavy Duty Multi-Tilter - Mesh Back

COM: 1 YD | 0.91 M
Unit weight: 48 LB | 21.8 KG
Carton weight: 60 LB | 27.22 KG
Carton volume: 10.5 FT³ | 0.29 MT³



Ergonomic features:
A, B, C, E, F, G, H, M, N, Q, U, S

	1	2	3	4	5	6	7	8	9	10	11	12
TS6322-3	1230	1262	1289	1320	1371	1418	1465	1506	1557	1605	1670	1762

	OVERALL DIMENSIONS			SEAT DIMENSIONS			BACK DIMENSIONS	
	W	D	H	W	D	H	W	H

IN	25.5	24	39	20	17-19.5	17.5-21.5	18.5	21
MM	648	610	991	508	432-495	445-546	470	533

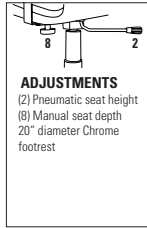
RTA 2 1 per carton

DESCRIPTION FEATURES MODEL# STANDARD TEXTILE GRADES



Vion S

MB Heavy Duty Stool - Mesh Back
 COM: 1 YD | 0.91 M
 Unit weight: 38 LB | 17.3 KG
 Carton weight: 50 LB | 22.68 KG
 Carton volume: 10.5 FT³ | 0.29 MT³



Ergonomic features:
 C, E, H, M, N, Q, U

MODEL#	1	2	3	4	5	6	7	8	9	10	11	12
S6328-6	1148	1180	1207	1238	1289	1336	1383	1424	1475	1523	1588	1680

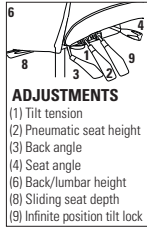
	OVERALL DIMENSIONS			SEAT DIMENSIONS			BACK DIMENSIONS	
	W	D	H	W	D	H	W	H
IN	25.5	24	48	20	17.5	23.5-33.5	18.5	21
MM	648	610	1219	508	445	597-851	470	533

RTA 2 1 per carton



Vion TS

HB Heavy Duty Multi-Tilter - Upholstered Back
 COM: 1.25 YD | 1.14 M
 Unit weight: 51 LB | 23.2 KG
 Carton weight: 63 LB | 28.58 KG
 Carton volume: 10.5 FT³ | 0.29 MT³



Ergonomic features:
 A, B, C, E, F, G, H, M, N, Q, U, S

MODEL#	1	2	3	4	5	6	7	8	9	10	11	12
TS6331-3	1288	1328	1362	1401	1464	1523	1582	1633	1697	1757	1838	1953
TS6331-3MO	1346	1410	1464	1526	1628	1722	1816	1898	2000	2096	2226	2410

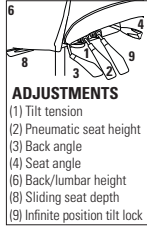
	OVERALL DIMENSIONS			SEAT DIMENSIONS			BACK DIMENSIONS	
	W	D	H	W	D	H	W	H
IN	25.5	24	41	20	17-19.5	17.5-21.5	18.5	23
MM	648	610	1041	508	432-495	445-546	470	584

RTA 2 1 per carton



Vion TS

MB Heavy Duty Multi-Tilter - Upholstered Back
 COM: 1.25 YD | 1.14 M
 Unit weight: 49 LB | 22.3 KG
 Carton weight: 61 LB | 27.67 KG
 Carton volume: 10.5 FT³ | 0.29 MT³



Ergonomic features:
 A, B, C, E, F, G, H, M, N, Q, U, S

MODEL#	1	2	3	4	5	6	7	8	9	10	11	12
TS6332-3	1230	1270	1304	1343	1406	1465	1524	1575	1639	1699	1780	1895
TS6332-3MO	1288	1352	1406	1468	1570	1664	1758	1840	1942	2038	2168	2352

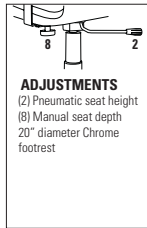
	OVERALL DIMENSIONS			SEAT DIMENSIONS			BACK DIMENSIONS	
	W	D	H	W	D	H	W	H
IN	25.5	24	39	20	17-19.5	17.5-21.5	18.5	21
MM	648	610	991	508	432-495	445-546	470	533

RTA 2 1 per carton



Vion S

MB Heavy Duty Stool - Upholstered Back
 COM: 1.25 YD | 1.14 M
 Unit weight: 39 LB | 17.7 KG
 Carton weight: 51 LB | 23.13 KG
 Carton volume: 10.5 FT³ | 0.29 MT³




Ergonomic features:
 C, E, H, M, N, Q, U

MODEL#	1	2	3	4	5	6	7	8	9	10	11	12
S6338-6	1148	1188	1222	1261	1324	1383	1442	1493	1557	1617	1698	1813

	OVERALL DIMENSIONS			SEAT DIMENSIONS			BACK DIMENSIONS	
	W	D	H	W	D	H	W	H
IN	25.5	24	48	20	17.5	23.5-33.5	18.5	21
MM	648	610	1219	508	445	597-851	470	533

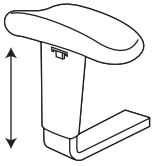
RTA 2 1 per carton

arm, caster and base options



HOW TO SELECT ARMRESTS

GLOBAL HAS A WIDE SELECTION OF ARMRESTS TO SUIT ALMOST EVERY WORK TASK. ARMRESTS ARE AN IMPORTANT FEATURE OF A CHAIR – THEY REDUCE STRESS AND TENSION ON THE SPINE, NECK AND SHOULDER MUSCLES BY SUPPORTING THE WEIGHT OF YOUR ARMS. THIS MAKES YOU MORE COMFORTABLE AND ULTIMATELY MORE PRODUCTIVE. HEIGHT, WIDTH AND ANGLE ADJUSTABLE ARMRESTS ENABLE YOU TO POSITION YOUR ARMS AT A COMFORTABLE WORKING POSITION, BASED ON THE TASK AT HAND.



COMFORT TIPS

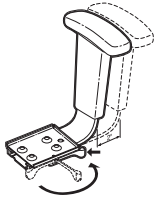
- Wrists should be in a straight or neutral position - avoid bending your wrists.
- When mousing, use whole arm movements instead of flexing your wrist.
- Rest your palm on the mouse pad for support.

HEIGHT ADJUSTABLE ARMS

- A full range of arms is available with armcaps in self-skinned urethane (SSU).
- Use the features available on Global's adjustable arms to accommodate your ergonomic requirements.

THE VARI-WIDTH ARM FEATURES MAXIMUM COMFORT WHILE ENABLING YOU TO MAINTAIN TOP PRODUCTIVITY LEVELS.

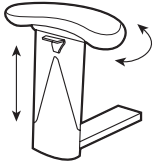
VARI-WIDTH



Easy to use levers enable you to adjust the distance between armrests quickly and simply. An ergonomic feature, Vari-Width maximizes shoulder support as it accommodates the specific width requirements of each user.

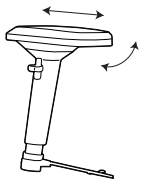
- Metal adapter plates provide width adjustability. One adapter plate is attached under each side of the seat. Arms are inserted into the adapter plates.
- Arms extend outward up to 2" on each side. A lever locks each arm in any position.
- Vari-Width is available only with Global's height adjustable arms. The arm chart (on the following pages) specifies all arm options available for the Vari-Width series. Vari-Width is standard on many chairs; they can also be retroactively installed on chairs.
- When ordering, please specify series, arm and (WA) ie. Yorkdale 2331 (3N) and (WA). When ordering as retrofit, please specify 2280-WA.

ROTATING ARMCAPS



Rotating armcaps articulate inward and/or outward. This positions the arm to support mousing or keyboarding activities. Rotating armcaps can also be used to narrow the space between the arms for slender people seeking arm support while keyboarding.

SLIDING ARMCAPS



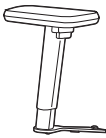

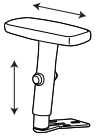
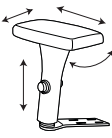
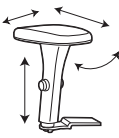
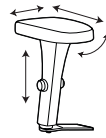
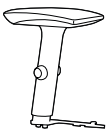
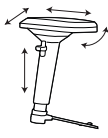

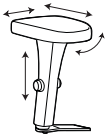
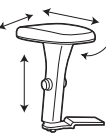
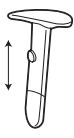
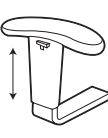
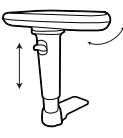
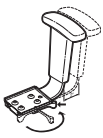


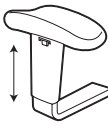
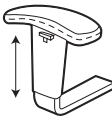
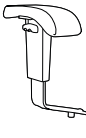
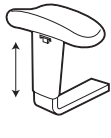
Select arms have sliding armcaps. They can slide over top of the seat to narrow the space between the arms for smaller users. Sliding armcaps also slide forward for arm support for larger users or slide to the rear allowing slender users to sit closer to their worksurface.

SERIES	STATUS	ARM	DESCRIPTION	UPCHARGE
ASPEN	STD	AS	Height adjustable arm, sliding armcap	-
	OPT	G5	Height adjustable arm, locking sliding/rotating armcap	\$0
G1 ERGO SELECT	STD	G5	Height adjustable arm, locking sliding/rotating armcap	-
	OPT	G6	Low rise height adjustable arm, locking sliding/rotating armcap	\$0
	OPT	H1	G1 height adjustable arm, sliding/rotating armcap	\$66
	OPT	H2	G1 height adjustable arm, wide sliding/rotating armcap	\$106
	OPT	C	Nylon fixed height "C" arm, urethane armcap	\$0
	OPT	CA	Aluminum fixed height "C" arm, urethane armcap	\$111
	OPT	T6	Height adjustable arm, sliding/360° rotating armcap	\$71
GALA II	STD	3B	Height adjustable T-arm	-
	OPT	G5	Height adjustable arm, locking sliding/rotating armcap	\$31
	OPT	G6	Low rise height adjustable arm, locking sliding/rotating armcap	\$31
	OPT	G7	Height adjustable arm, wide sliding/rotating armcap	\$31
	OPT	G8	Low rise height adjustable arm, wide sliding/rotating armcap	\$31
	OPT	ZT	Swing away/folding, height adjustable T-arm, teardrop shaped armcap	\$49
	OPT	T6	Height adjustable arm, sliding/360° rotating armcap	\$97
LOOVER	STD	G5	Height adjustable arm, locking sliding/rotating armcap	-
	OPT	G6	Low rise height adjustable arm, locking sliding/rotating armcap	\$0
	OPT	C	Nylon fixed height "C" arm, urethane armcap	\$0
	OPT	CA	Aluminum fixed height "C" arm, urethane armcap	\$111
	OPT	T6	Height adjustable arm, sliding/360° rotating armcap	\$71
OBUSFORME COMFORT	STD	G3	Height adjustable arm, sliding/rotating armcap	-
	OPT	G2	Low rise height adjustable arm, sliding/rotating armcap	\$0
	OPT	G5	Height adjustable arm, locking sliding/rotating armcap	\$0
	OPT	G6	Low rise height adjustable arm, locking sliding/rotating armcap	\$0
	OPT	G7	Height adjustable arm, wide sliding/rotating armcap	\$0
	OPT	G8	Low rise height adjustable arm, wide sliding/rotating armcap	\$0
	OPT	T6	Height adjustable arm, sliding/360° rotating armcap	\$71
OBUSFORME COMFORT XL	STD	G3	Height adjustable arm, sliding/rotating armcap	-
	OPT	G2	Low rise height adjustable arm, sliding/rotating armcap	\$0
	OPT	G5	Height adjustable arm, locking sliding/rotating armcap	\$0
	OPT	G6	Low rise height adjustable arm, locking sliding/rotating armcap	\$0
	OPT	G7	Height adjustable arm, wide sliding/rotating armcap	\$0
	OPT	G8	Low rise height adjustable arm, wide sliding/rotating armcap	\$0
	OPT	T6	Height adjustable arm, sliding/360° rotating armcap	\$71
SAXON	STD	VL	Swing away height adjustable arm, urethane armcap	-
	OPT	G5	Height adjustable arm, locking sliding/rotating armcap	\$0
	OPT	G6	Low rise height adjustable arm, locking sliding/rotating armcap	\$0
SPRITZ	STD	G4	Height adjustable arm, sliding armcap	-
	OPT	C	Nylon fixed height "C" arm, urethane armcap	\$0
	OPT	CA	Aluminum fixed height "C" arm, urethane armcap	\$111
	OPT	G5	Height adjustable arm, locking sliding/rotating armcap	\$0
	OPT	G6	Low rise height adjustable arm, locking sliding/rotating armcap	\$0
	OPT	T6	Height adjustable arm, sliding/360° rotating armcap	\$71
	OPT	WA	Width adjustable arm extensions	\$94
TRITEK ERGO SELECT (GENEROUS SEAT)	STD	G3	Height adjustable arm, sliding/rotating armcap	-
	OPT	G2	Low rise height adjustable arm, sliding/rotating armcap	\$0
	OPT	G5	Height adjustable arm, locking sliding/rotating armcap	\$0
	OPT	G6	Low rise height adjustable arm, locking sliding/rotating armcap	\$0
	OPT	G7	Height adjustable arm, wide sliding/rotating armcap	\$0
	OPT	G8	Low rise height adjustable arm, wide sliding/rotating armcap	\$0
	OPT	T6	Height adjustable arm, sliding/360° rotating armcap	\$71
TRITEK ERGO SELECT (STANDARD/PETITE SEAT)	STD	G2	Low rise height adjustable arm, sliding/rotating armcap	-
	OPT	G3	Height adjustable arm, sliding/rotating armcap	\$0
	OPT	G5	Height adjustable arm, locking sliding/rotating armcap	\$0
	OPT	G6	Low rise height adjustable arm, locking sliding/rotating armcap	\$0
	OPT	G7	Height adjustable arm, wide sliding/rotating armcap	\$0
	OPT	G8	Low rise height adjustable arm, wide sliding/rotating armcap	\$0
	OPT	T6	Height adjustable arm, sliding/360° rotating armcap	\$71
VION	STD	AS	Height adjustable arm, sliding armcap (Chrome: AC / Fog: FA, FC)	-
	OPT	AF	Height adjustable arm, fixed armcap (Chrome: AD / Fog: FF, CF)	\$0
	OPT	C	Nylon fixed height "C" arm, urethane armcap (Fog: CC)	\$0
	OPT	CA	Aluminum fixed height "C" arm, urethane armcap	\$111
	OPT	G5	Height adjustable arm, locking sliding/rotating armcap	\$0
	OPT	G6	Low rise height adjustable arm, locking sliding/rotating armcap	\$0
	OPT	T6	Height adjustable arm, sliding/360° rotating armcap	\$72










ARM SELECTIONS

OPTIONAL ARMS

Purchased separately from the chair. Cost listed below arm descriptions. Refer to chart for series compatibility.

 <p>AS Height adjustable T-arm. Self-skinned urethane (SSU) armcap slides forward & backward. For non-sliding armcap, specify (AF). \$189</p>	 <p>C Black nylon fixed "C" arm with self-skinned urethane (SSU) armcap. \$189 For polished aluminum version of C arm, specify (CA). \$300</p>	 <p>GL Height adjustable T-arm. Self-skinned urethane (SSU) armcap slides forward & backward. \$189</p>	 <p>G1 Height and width adjustable T-arm. Rectilinear self-skinned urethane (SSU) armcap slides forward & backward, side-to-side, rotates inward. \$189</p>	 <p>G2 Special low rise version of G3 arm, positions 1" lower but retains all G3 functions. \$189</p>
 <p>G3 Height and width adjustable T-arm. Curved self-skinned urethane (SSU) armcap slides forward & backward, side-to-side, rotates inward. \$189</p>	 <p>G4 Height adjustable T-arm. Self-skinned urethane (SSU) armcap slides forward & backward. \$189</p>	 <p>G5 Lockable, height and width adjustable T-arm. Self-skinned urethane (SSU) armcap slides forward & backward, side-to-side, rotates inward & outward. \$189</p>	 <p>G6 Special low rise version of G5 arm, positions 1" lower but retains all G5 functions. \$189</p>	 <p>G7 Special wide version of G3 arm, retains all G3 functions. \$189</p>
 <p>G8 Special low rise version of G7 arm, positions 1" lower but retains all G7 functions. \$189</p>	 <p>SC Height adjustable forward swept arm. Oval soft touch self-skinned urethane (SSU) armcap. \$158</p>	 <p>TD Height adjustable T-arm. Teardrop shaped, soft touch self-skinned urethane (SSU) armcap. \$158</p>	 <p>T6 Height adjustable T-arm. Self-skinned urethane (SSU) armcap slides forward & backward, rotates 360°. 4" adjustment, highest position sits higher than standard arms. \$260</p>	 <p>WA Vari-Width metal adapter plate. Permits arms to extend outward up to 2" each side. Lever locks arm in position. \$84</p>
 <p>ZT Swing away/folding, height adjustable T-arm. Teardrop shaped, soft touch self-skinned urethane (SSU) armcap. \$210</p>	 <p>3B Height adjustable T-arm. Soft touch self-skinned urethane (SSU) armcap. \$158</p>	 <p>3M Height adjustable T-arm. Concave oval, soft touch self-skinned urethane (SSU) armcap. \$158</p>	 <p>3N Height adjustable T-arm. Luxcurve soft touch self-skinned urethane (SSU) armcap. \$119</p>	 <p>3P Height adjustable T-arm. Waterfall edge, soft touch self-skinned urethane (SSU) armcap. \$158</p>
 <p>3R Height adjustable T-arm. Concave oval, hard durometer self-skinned urethane (SSU) armcap. For abusive environments. \$158</p>				






CASTER SELECTIONS

	MODEL #	DESCRIPTION	COLOR	FLOORING	QUANTITY	LIST PRICE
	C1SET	Universal carpet caster 2" dual wheel caster, hooded, no collar. Available on all bases.	Black	carpet	set of 5	\$75
	C9RSET	Universal hard floor caster 2.5" dual wheel caster, hooded, no collar. Available on all bases.	Black Grey urethane treads	vinyl, marble, hardwood	set of 5	\$96
	C10SET	Integrated carpet caster 2" dual wheel caster, hooded, large collar. Available on Auburn, Concorde, Kate, Malaga and Saxon bases only.	Black	carpet	set of 5	\$84
	C10RSET	Integrated hard floor caster 2" dual wheel caster, hooded, large collar Available on Auburn, Concorde, Kate, Malaga and Saxon bases only.	Black Grey urethane treads	vinyl, marble, hardwood	set of 5	\$104
	C14RSET	Automatically locking caster 2" dual wheel caster, steel hood, no collar. Brake activated while seated. Available on all bases.	Black	any surface	set of 5	\$314
	C65SET	Integrated carpet caster 2" dual wheel caster, hooded, standard collar. Available on all bases except those with slender ends like (B5) and Governor (B7).	Black	carpet	set of 5	\$75
	C65RSET	Integrated hard floor caster 2" dual wheel caster, hooded, standard collar. Available on all bases except those with slender ends like (B5) and Governor (B7).	Black Grey urethane treads	vinyl, marble, hardwood	set of 5	\$96
	C66RSET	Dual wheel roll resistant caster 2" dual wheel caster, steel hood, standard collar. Roll resistance activated when not in use. Available on all bases except those with slender ends like (B5) and Governor (B7).	Black	any surface	set of 5	\$141
	C82SET	Large carpet caster 2.5" dual wheel caster, no hood no collar. Available on all bases.	Black	carpet	set of 5	\$75

CASTER NOTES:

- The casters shown above are sold in sets for replacement purposes. This price list can also be used to calculate the upcharge to change casters at time of ordering a chair. Optional casters may be priced higher than the standard casters for your chair and the difference will be charged. Lower priced casters will not be credited.
- All casters are not appropriate for all flooring surfaces. Please consult with your sales representative or Global Customer Service representative for special situations that can be verified with the caster manufacturer. Alternative casters, if needed, may require an upcharge.

DUET AND POPCORN - GLIDE SELECTIONS

GLIDES	SURFACE	CARPET	VINYL SHEET	LVT	VCT	RUBBER	CORK	HARDWOOD	LAMINATE	CERAMIC TILE, STONE	MARBLE, GRANITE	CONCRETE
NO GLIDE (XG) 		●	NR	NR	NR	●	NR	NR	NR	NR	NR	NR
CLEAR POLYCARBONATE GLIDE (CG) 		●	NR	NR	NR	●	NR	NR	NR	NR	NR	●
STAINLESS STEEL PAD ON POLYCARBONATE GLIDE (SG) 		●	NR	NR	NR	●	NR	NR	NR	NR	NR	NR
FELT PAD ON POLYCARBONATE GLIDE (FG) 		NR	●	●	NR	NR	●	NR	●	NR	NR	NR
RUBBER NO SLIP PAD ON POLYCARBONATE GLIDE (RG) 		NR	●	●	●	NR	NR	●	●	●	●	NR

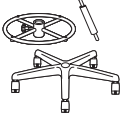

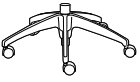

NOTE: The above is only a guideline based on clean and properly finished floors. Glides that are not recommended for use will not be covered by Global's Limited Lifetime Warranty. Site conditions can dramatically affect how appropriate a glide is for any application. Regular inspection of glides is critical to preventing floor damage. See descriptions below.

● = BEST FOR APPLICATION

NR = NOT RECOMMENDED FOR USE







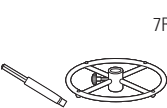



NO GLIDE (XG): The plain Chrome sled based frame slides easily and silently over carpeted surfaces. Note: do not use in damp areas.
CLEAR POLYCARBONATE GLIDE (CG): The polycarbonate glide is easy to move over most flooring. It does not leave marks and it reduces noise on hard surfaces.
STAINLESS STEEL PAD ON POLYCARBONATE GLIDE (SG): The stainless steel bottomed glide slides easily. It is extremely durable, reduces floor contact and noise on hard surfaces.
FELT PAD ON POLYCARBONATE GLIDE (FG): The felt bottomed glide moves silently and smoothly on hard surface flooring. Helps to prevent floor damage.
RUBBER NO SLIP PAD ON POLYCARBONATE GLIDE (RG): The rubber bottomed glide is slip-resistant. It grips flooring, reduces movement, scratching and eliminates noise.

* Glides with felt pads (FG) and rubber pads (RG) are also available on four-legged guest chairs in the following series: Caprice, Comet, Diplomat, Lite, Locust, Sidero, Sonic, Supra, Twilight and Vion. Glide and flooring surface combinations follow the recommendations above.

MODEL #	MODEL NAME	LIST PRICE
 2243	Stool conversion kit Includes 10" pneumatic cylinder. Approximate seat height of 24" to 34". Height adjustable Chrome footrest (18" diameter). Provides footrest travel of 8" to 16" above the floor. Injection molded base in Black only (26.5" diameter). To ensure stability, this kit is recommended for use with task chairs only.	\$286
 B2	Aluminum base with Black end guards Polished aluminum five prong base. Shipped complete with standard (C1) carpet casters. For hard surfaces, please specify (C9R). Add \$21. Replacement cost \$271. Upcharge over Black nylon base \$131.	\$271
 B5A	Aluminum high spider base Polished aluminum high arch spider base. Shipped complete with standard (C1) carpet casters. For hard surfaces, please specify (C9R). Add \$21. Replacement cost \$271. Upcharge over Black nylon base \$131.	\$271
 B7A	Governor base Polished aluminum medium rise base. Shipped complete with standard (C1) carpet casters. For hard surfaces, please specify (C9R). Add \$21. Replacement cost \$199. Upcharge over Black nylon base \$131.	\$199

Note: Base diameter, trim components and model number may differ for various seating products. Please contact Global Customer Service.

CYLINDER SELECTIONS

	MODEL #	MODEL NAME
	3G	<p>3" cylinder Soft Descent™ pneumatic lift cylinder with 3 inch travel range. This lift may not be usable on synchro-tilter (-0) and multi-tilter (-3) mechanisms due to operational interference with controls.</p>
	4F	<p>Fixed height swivel spindle #4 Fixed height, swivel only. Seat heights is determined by the spindle length which is preset at the factory and cannot be changed.</p>
	4L	<p>4" cylinder, low rise Soft Descent™ low rise, pneumatic lift cylinder with 4 inch travel range.</p>
	5F	<p>Fixed height swivel spindle #5 Fixed height, swivel only. Seat heights is determined by the spindle length which is preset at the factory and cannot be changed.</p>
	5L	<p>5" cylinder, low rise Soft Descent™ low rise, pneumatic lift cylinder with 5 inch travel range.</p>
	7G	<p>7" cylinder Soft Descent™ pneumatic lift cylinder with 7 inch travel range. Lift allows most users to sit at both desk and counter heights. Seats may be too tall for shorter users at desk height.</p>
	7R	<p>7" cylinder with 20" Chrome footrest Soft Descent™ pneumatic lift cylinder with 7 inch travel range and adjustable footrest. Lift allows most users to sit at both desk and counter heights. Seats may be too tall for shorter users at desk height (refer to cylinder chart on page 113).</p>
	SC	<p>Self-centering, height auto-return Center and height return pneumatic lift cylinder with 2 inch travel range. Chair always swivels back to face the original direction so groups of chairs remain aligned. The seat height may be lowered by occupant, but chairs return to the maximum seat height when user exits the chair.</p>
	SH	<p>Height auto-return, swivel Height return pneumatic lift cylinder with 2 inch travel range. The seat height may be lowered by occupant, but chairs return to the maximum seat height when user exits the chair.</p>
	SN	<p>Height auto-return, non-swivel Height return pneumatic lift cylinder with 2 inch travel range. The seat height may be lowered by occupant, but chairs return to the maximum seat height when user exits the chair. Lift does not swivel.</p>

CYLINDER NOTES:

- All cylinders are not appropriate for all mechanisms. Please refer to the following chart for compatibility and effect on minimum seat height.
- For cylinder upcharges and replacement costs, please contact Customer Service.

SERIES	CYLINDER Mechanism	STD	3G	4L	4F	5L	5F	7G	7R	SC	SH	SN
ACCORD	-2	4L	NA	STD	NA	+ 1.5	NA	+ 1.0	NA	NA	NA	NA
	-4	4G*	NA	NA	+ 0.5	NA	+ 1.0	+ 1.0	NA	+ 1.5	+ 1.5	+ 1.5
ASPEN	-3	4L	- 0.75	STD	NA	+ 1.5	NA	+ 2.0	NA	NA	NA	NA
G1 ERGO SELECT	-0, -3, -8	4L	- 0.75	STD	NA	+ 1.5	NA	+ 2.0	NA	NA	NA	NA
LOOVER	-3	4L	- 0.75	STD	NA	+ 1.5	NA	+ 2.0	NA	NA	NA	NA
	-4	5L	- 2.25	- 1.5	NA	STD	+ 1.0	+ 1.0	+ 1.0	+ 1.75	+ 1.75	+ 1.75
	-8	5L	- 2.25	- 1.5	NA	STD	+ 1.0	+ 1.0	+ 1.0	+ 2.0	+ 2.0	+ 2.0
OBUSFORME COMFORT	-2, -3	4L	NA	STD	NA	+ 1.5	NA	+ 2.0	NA	NA	NA	NA
	-5	4L	- 0.75	STD	NA	+ 1.5	NA	NA	NA	NA	NA	NA
PREFER		4G*	- 1.75	- 1.25	+ 0	+ 0.25	+ 1.0	+ 0.75	+ 0.75	NA	NA	NA
ROMA		4L*	- 0.75	STD	NA	+ 1.5	+ 2.5	+ 2.0	NA	+ 2.0	+ 2.0	+ 2.0
SORA		4L	- 0.75	STD	NA	+ 1.5	NA	+ 2.0	+ 2.0	NA	NA	NA
TRITEK ERGO SELECT - PETITE SEAT	-3	4L	NA	STD	NA	+ 1.5	NA	+ 2.0	NA	NA	NA	NA
	-5	4L	- 0.5	STD	NA	+ 1.5	NA	+ 2.0	NA	NA	NA	NA
- STANDARD SEAT	-3	5L	NA	- 1.5	NA	STD	NA	+ 1.0	NA	NA	NA	NA
	-5	5L	- 2.25	- 1.5	NA	STD	NA	+ 1.0	NA	NA	NA	NA
- GENEROUS SEAT	-3	5G	NA	- 2.25	NA	- 1.0	NA	+ 2.0	NA	NA	NA	NA
	-5	5G	- 2.75	- 2.25	NA	- 1.0	NA	+ 2.0	NA	NA	NA	NA
VION	-3	5L	- 2.25	- 1.5	NA	STD	NA	+ 1.0	+ 1.0	+ 1.75	+ 1.75	+ 1.5
	-4	5L	- 2.25	- 1.5	NA	STD	+ 1.0	+ 1.0	+ 1.0	+ 1.0	+ 1.0	+ 1.5
	-8	5L	- 2.25	- 1.5	NA	STD	+ 0.5	+ 1.0	NA	NA	NA	+ 1.5

NOTE: CHART VALUES INDICATE CHANGE FROM STANDARD MINIMUM SEAT HEIGHT (IN INCHES).

CYLINDER OPTIONS DO NOT APPLY TO "HEAVY DUTY/24 HR" OR "SPECIALTY" SECTION PRODUCTS. THEIR WARRANTY RELIES ON THE FEATURES OF THE SPECIFIED STANDARD CYLINDER.

*SPECIAL CYLINDER

textiles and finishes

Care and Cleaning

Textiles

Fabrics: To extend the life of your seating upholstered in fabric, regularly dust the chair to prevent airborne particles from penetrating the fabric surface.

For light soiling, use a damp cloth and blot the spot with very light pressure, taking care never to soak the fabric. Dry with a clean cloth by blotting - never rub fabric. More intense stains can be treated the same way, but with a mild detergent. Always test fabric first in an unseen area before using any cleaning method.

Leather: For regular cleaning, simply use a soft damp cloth, taking care not to soak the leather. For more thorough treatment, soak a soft cloth in a mild soap solution and wipe surface in a light circular motion. Repeat with clean water. Allow to dry and polish with a soft dry cloth. Do not use detergents, aerosol sprays or other polishes.

Hard Surfaces

Laminate & painted metal finishes: Wipe the surface with a clean soft damp cloth; if needed, a mild soap solution (i.e. Ivory dishwashing liquid) can be used. To prevent streaks, dry the surface with a clean dry soft cloth moving in a circular motion.

Textiles

- **Water-based cleaner (W):** Spot clean, using the foam only from a water-based cleaning agent, such as a mild detergent or non-solvent upholstery shampoo product. Apply foam with a soft brush in a circular motion. Vacuum when dry. Pretest small area before proceeding.
- **Solvent cleaner (S):** Spot clean, using a mild water-free solvent or dry cleaning product. Clean only in a well-ventilated room and avoid any product containing carbon tetrachloride or other toxic materials. Pretest a small area before proceeding.
- **Water/solvent cleaner (WS):** Spot clean with a mild solvent, an upholstery shampoo, or the foam from a mild detergent. When using a solvent or dry cleaning product, follow instructions carefully and clean only in a well-ventilated room. Avoid any product that contains carbon tetrachloride or other toxic materials. With either method, pretest a small area before proceeding.
- **Vacuum only (X):** Clean this fabric only by vacuuming or light brushing to prevent accumulation of dust and grime. Water-based foam cleaning agents of any kind may cause excessive shrinking, staining, or distortion of the surface pile and therefore, should not be used.
- **Crypton cleaning (C):** Generally stains are removed with plain water and powdered enzyme detergent. Upholstery foam shampoo, water-based cleaning products and germicidal detergents can be used. Be sure to remove all residue from cleaning products with clean water. Do not use solvent-based cleaners or dry cleaning products.
- These recommendations and codes were developed by fabric specialists. However, because of the various ways fabric can be stained or damaged, there is no guarantee that the results will be completely successful. Use suggested methods on your own responsibility. To help prevent overall soil, frequent vacuuming or light brushing to remove dust and grime is recommended. Use professional furniture cleaning service when overall soiled condition has been reached.



Carded Textiles

Grade 1	Bantam, Hudson, Trak
Grade 2	Allante FRee, Arc, Aristo, Imprint, Luxhide, Release, Verve, Vitality
Grade 3	Canter EPU, Nomad
Grade 4	Abbey, Beeline EPU, California, Continuum, Manner, Montana
Grade 5	Cinema, Cosmopolitain, Endurance EPU, Eon EPU, Groove EPU, Keynote, Stimuli, Whit EPU
Grade 6	Pause
Grade 7	Channel, Linnen, Luster, Ultraleather
Grade 8	Katano, Rainwater, Reflector, Silica, Silica Etch, Silicone Element, Ultraleather Pro, Ultraleather Reef Pro
Grade 9	Itajime, Metal Strips, Silica Andy, Silica Stride
Grade 10	Silica Cusp, Silica Hiatus, Spokes
Grade 11	Lumi, Silica Deflect, Silica Reach

Two Grade Combination Chart

FIRST TEXTILE SELECTED

	1	2	3	4	5	6	7	8	9	10	11	12	13	14
SECOND TEXTILE SELECTED	1	1												
	2	2												
	3	3	3											
	4	3	4	4	4									
	5	4	4	5	5	5								
	6	5	5	5	6	6	6							
	7	5	6	6	6	7	7	7						
	8	6	6	7	7	7	8	8	8					
	9	7	7	7	8	8	8	9	9	9				
	10	8	8	8	8	9	9	9	10	10	10			
	11	9	9	9	9	9	10	10	10	11	11	11		
	12	10	10	10	10	10	10	11	11	11	12	12	12	
	13	11	11	11	11	11	11	12	12	12	12	13	13	13
	14	11	12	12	12	12	12	12	13	13	13	13	14	14

Combining two textile grades on Global seating will result in the revised grade shown above.

- Assumptions: Two or more chairs are being ordered, there are no textile pattern repeats larger than 15" and the textile is at least 54" wide.
- A picture or sketch of where the two textiles are to be applied must be provided at time of order.
- This chart cannot be used for combining more than two textiles, a special quotation will be required for combining three or more textiles.

TEXTILES AND FINISHES

FINISHES

Seating Finishes - Metal For available leg frame finishes for each seating series, please see chart below.

Antique Copper (ACO)	Black (TBL)	Brushed Chrome (BCH)	Buzz Blue (TBZ)	Cactus (TCC)	Carrot (TCR)
Cloud (TIV)	Chrome (CHM)	Designer White (TDW)	Dijon (TDJ)	Eggplant (TEG)	Fog (TFO)
Frost (TFR)	Ink (TIN)	Kalua (TKA)	Latte (TLA)	Mocha (TMO)	Nevada (TNE)
Sand (TSN)	Satin Brass (SBR)	Scarlet (TSR)	Shadow (TSH)	Toast (TOA)	Tungsten (TTU)

Seating Finishes - Plastic (Duet, Popcorn, Sonic and Stream)

Buzz Blue (BZB)	Cactus (CCT)	Carrot (CRO)	Cloud (IVC)	Dijon (DJN)	Eggplant (EGP)
Fog (FOG)	Frost (FRO)	Ink (INK)	Latte (LAB)	Night (BLK)	Sand (SND)
Scarlet (SAR)	Shadow (SHW)				

Seating Finishes - Wood

Seating finishes will not necessarily match Casegoods finishes; Seating and Casegoods finishes use different wood species and are manufactured at multiple locations.

Absolute (AAM)	Black (BKM)	Cherry (ACM)	English Oak (EOM)	Espresso Cafe (ECM)	Fruitwood (TFM)
Gray (HGM)	Honey (AHM)	Mahogany (TMM)	Maple (AVM)	Medium Walnut (MWM)	Natural Walnut (NLW)
Night (ASM)	Noce Biondo (NBM)	Noce Grigio (NGM)	Noce Leggero (NEM)	Noce Medio (NMM)	Shaker Cherry (SKM)
Walnut (TWM)	WC Cream (WTM)	White (WHM)	Winter Cherry (WCM)		

METAL LEG, FRAME + BASE FINISH CHART

	painted finishes																				plated finishes					
	Black	Tungsten	Shadow	Latte	Mocha	Kalua	Toast	Designer White	Nevada	Fog	Cloud	Sand	Frost	Dijon	Carrot	Scarlet	Cactus	Buzz Blue	Eggplant	Ink	Chrome	Brushed Chrome	Satin Brass	Antique Copper		
OLD FINISH CODE	BLK	TUN	SHW	LAB	J52	KAL	TOA	DWT	NEV	FOG	IVC	-	-	-	-	-	-	-	-	-	CH	BSC	-	-		
NEW FINISH CODE	TBL	TTU	TSH	TLA	TMO	TKA	TOA	TDW	TNE	TFO	TIV	TSN	TFR	TDJ	TCR	TSR	TCC	TBZ	TEG	TIN	CHM	BCH	SBR	ACO		
GUEST SEATING																										
Caprice	●	●	●	●	●	●	●	●	●	●	●	●	●	●	●	●	●	●	●	●	●*	●*	●*	●*		
Comet	●	●	●	●	●	●	●	●	●	●	●	●	●	●	●	●	●	●	●	●	●*					
Lite	●	●	●	●	●	●	●	●	●	●	●	●	●	●	●	●	●	●	●	●	●*	●*	●*	●*		
Moda (four-legged)	●*	●*	Also available in three woodgrain patterns																		●					
Sas	●	●	●	●	●	●	●	●	●	●	●	●	●	●	●	●	●	●	●	●	●*					
Sidero	●	●	●	●	●	●	●	●	●	●	●	●	●								●*					
STACKING/NESTING CHAIRS																										
Duet (sled bases)																						●				
Moda (stacking)																						●				
Popcorn (sled bases)																						●				
Roma Nester	●	●	●																		●*					
Sonic (four-legged + sled bases)	●	●	●	●	●	●	●	●	●	●	●	●	●	●	●	●	●	●	●	●	●					
Spritz (four-legged bases)	●	●	●																		●*					
Stream (multi-purpose)	●	●	●	●	●	●	●	●	●	●	●	●	●	●	●	●	●	●	●	●	●*	●*	●*	●*		
Vion (multi-purpose)	●	●	●							●											●*					

* Upcharge required for this finish selection.

GOVERNMENT SA E60PQ-120001 CHAIR SHIPPING CUBE AND SHIPPING WEIGHT PER UNIT

SERIES	MODEL	KNOCKED DOWN (KD)		FULLY ASSEMBLED (SU)	
		CARTON CUBES FT ³	CARTON WEIGHT LBS	CARTON CUBES FT ³	CARTON WEIGHT LBS
Aspen	2851-3	15.50	64	20.25	67
Aspen	2852-3	13.00	62	20.25	65
CA Avro	CAMVL3101F	10.50	51	17.75	51
CA Avro	CAMVL3103F	10.50	56	17.75	56
CA Avro	CAMVL3104F	10.50	45	17.75	45
CA Avro	CAMVL3109	10.50	45	22.25	46
CA Format	CAMVL3191	10.50	54	20.25	53
CA Format	CAMVL3192F	11.00	56	23.50	53
CA Ibex	CAMVL2801F	10.50	51	17.75	51
CA Ibex	CAMVL2804F	10.50	49	17.75	49
CA M-Task	CAMVL2913F	10.50	62	17.25	58
CA M-Task	CAMVL2914F	11.00	63	22.25	60
Factor	5540-8	10.50	47	17.00	44
Factor	5541-8	10.50	46	17.00	44
Factor	5546-6	10.50	52	17.00	44
G1 Ergo Select	7331-3	10.50	66	17.75	67
G1 Ergo Select	7332-3	10.50	68	20.25	65
G1 Ergo Select	7333-3	11.00	71	23.25	66
G1 Ergo Select	7336-6	10.50	59	20.25	59
Global Accord	2670-4	10.75	43	20.25	45
Global Accord	2671-4	10.75	40	17.00	44
Loover	2660-3	11.00	68	22.25	70
Loover	2661-3	10.50	68	20.25	65
Loover	2662-3	10.50	66	17.75	63
Obusforme Comfort	1240-3	11.00	69	23.50	70
Obusforme Comfort	1241-3	10.50	67	20.25	67
Obusforme Comfort XL	1251-3	-	-	26.00	71
Obusforme Comfort XL	1252-3	-	-	24.00	67
Obusforme Comfort XL	1253-3	-	-	22.00	63
Prefer	8458	9.50	33	-	-
Robust	2526	-	-	33.50	118
Robust	25 2527 26	-	-	29.50	114
Roma	1897	9.25	45	24.50	46
Roma	1876	9.25	50	22.25	51
Saxon	2512-3	13.00	60	20.25	65
Solar	8456	9.50	27	-	-
Sora	6941	-	-	20.50	60
Sora	6942	-	-	20.50	58
Spritz	6760-8	11.00	55	22.25	53
Spritz	6761-8	10.50	54	17.00	51
Supra	5330-4	12.00	40	20.25	42
Supra	5331-4	12.00	37	17.00	37
Tritek	7472-3	13.00	64	20.25	66
Tritek	7482-3	13.00	62	17.25	64
Tritek	7492-3	13.00	60	15.50	61
Tritek	7497-7	15.75	52	20.25	53
Vion	6321-3	10.50	62	17.25	57
Vion	6322-3	10.50	60	17.25	57

This illustrated list price book has been designed to facilitate fast reference and easy use. Products are categorized into "seating", "desks", "files", "panels" or "tables" and are listed numerically within their categories. The line drawings match actual photographs (where possible) to aid in instant recognition of the total range within a series.

Sales of Global Furniture Group ("Global") products are made only on Global's standard Terms and Conditions of sale which are contained in this list price book. The "Purchaser" in these Terms and Conditions shall refer to Dealers and those who originally purchase directly from Global for use or re-sale. These standard Terms and Conditions may be modified or supplemented only by a separately written document signed by Global's authorized personnel at its head office in Toronto, Ontario, Canada. Any term or condition contained in any purchase order or other form used by the Purchaser to order goods (including standard, printed language) which is different from, in addition to, or in any way inconsistent with Global's standard Terms and Conditions shall be of no force or effect whatsoever.

All illustrations, specifications and prices in this list price book are based on the latest product information available at time of publication. Global reserves the right to make changes at any time and without prior notice to prices, colors, materials, specifications and models offered.

Description

Each product shown or described in this list price book is standard Global product. Available options are noted at the beginning of each series. Available options may require additional delivery time and cost, and may affect the warranty given. Sizes and weights shown are approximate and are subject to slight changes from time to time.

Prices and Payment

The prices shown in this list price book as well as those quoted by Global, are in Canadian dollars for orders shipped to destinations in Canada.

If shipping date requested is more than 90 days from date of order, Global shall reserve the right to use published list prices effective at time of shipment.

Orders are invoiced at time of shipment. Terms of payment are net 30 days from date of invoice unless otherwise stated. The Purchaser agrees that Global shall reserve the right to enforce a charge amounting to 1.5% per month (18% per year) on invoices outstanding more than 30 days.

If the Purchaser's most recent annual net volume is less than \$5,000, Global may suggest payment be made in advance.

All orders are subject to the Purchaser complying with Global's prevailing credit policy.

Any products sold by Global shall remain the property of Global until fully paid.

Prices are suggested list prices only and are subject to change without notice. Global will, however, attempt to keep the Purchasers up-to-date on all developments including price changes.

Taxes

All prices shown in this list price book are exclusive of sales, use, excise, HST and other applicable taxes and duties which may be the Purchaser's responsibility as per the invoice issued by Global. If the Purchaser claims an exemption from such taxes, it shall be the Purchaser's responsibility to furnish Global with an appropriate exemption certificate at time of order.

Ordering Information

Global requires that all orders be submitted in writing and will be acknowledged on Global's acknowledgement forms governing the transaction.

The details appearing on this acknowledgement will describe the items to be shipped and the approximate shipping date. It is the Purchaser's responsibility to determine that the information in the acknowledgment is correct. In the event of an error, the Purchaser must notify their Global Customer Service representative immediately by telephone followed by written confirmation. Shipping dates are assigned to orders based on the items having the longest manufacturing lead time (unless instructed to partial ship).

At time of order, please provide the following information:

1. Account number (if possible)
2. PO number
3. "Bill to" and/or "Ship to" and name and address
4. Complete model number and selected options including textiles/finishes
5. Special instructions and tag information
6. Shipping instructions, please indicate:
 - a. pick up
 - b. Global trailer program
 - c. common carrier, provide name of carrier, your account number
7. Special quote (SQ) # or MTM # (if applicable)
8. Customer's Own Material (COM), Global Purchased Material (GPM), Customer's Own Leather (COL), see below.
9. For specials and custom quoted product, please indicate the custom quote # on your PO. If changes are made to the quote a new quote must be issued prior to submitting the order. It is the Purchaser's responsibility to determine that the information on the quote is correct. Global will not be responsible for wrong product due to errors in the quote.

The above points will be checked by Global for accuracy. Global will process orders using the codes provided by the Purchaser. Price discrepancy is the responsibility of the Purchaser. The Purchaser must notify Global prior to invoicing.

The Purchaser is responsible for providing correct information at time of order. If no option(s) are selected the system will default to standard feature(s). Orders with missing/incorrect information (finish, etc.) will be put on hold until all information is complete. Orders will be scheduled for manufacturing upon receipt of complete information.

Changes and Cancellations

After the date of Global's acknowledgment of the Purchaser's order, the order may not be changed or cancelled by the Purchaser without the written consent of Global. Orders for products upholstered in "special order textiles" (GPM) cannot be cancelled once material has been purchased. Special order items, COM and textile-covered items already in production are not subject to change or cancellation under any circumstances. Textile-covered items are considered to be in production once the textile is scheduled for cutting. Other standard items already in production are subject to a minimum 35% cancellation charge.

Errors and Omissions

All quotations, acknowledgements and invoices are subject to corrections for any errors and omissions.

Castors

The list price book specifies the caster which comes standard with each chair model. Most chairs are equipped with C1 or C65 casters which are best used on carpeted surfaces. If it is intended to use the product on hard surfaces such as ceramics, concrete, linoleum or hardwood, it is recommended to use different casters. It is the responsibility of the customer to determine the standard caster for a particular product and whether such caster is appropriate for the given application. The Arm and Caster section illustrates the caster options offered by Global and their suggested uses.

FINISHES

Seating Finishes - Painted

Where painted frames are not a standard color, a special quote is required.

Seating Finishes - Wood Stains

A one time setup fee of \$250 net will be applied per order for custom wood staining/color matching requests. This payment will be valid for 5 years from the date it is set up. After 5 years, the \$250 setup fee will apply again. Restrictions may apply. The customer must provide a 3" x 3" color chip/sample.

For application of customer's own wood stain, there will be an upcharge of 10% list price, per unit (in addition to the option upcharge, when applicable). For orders with custom stain unit quantities of 30 or more, the upcharge may be reduced or eliminated. A [Special Product Request](#) must be submitted for a quotation

Custom Wood Staining

Custom wood staining procedure for wood seating is as follows. Customer provides a sample of the desired wood finish. That sample is sent to Specials department. Several finished samples will be sent back. The customer/end user will sign off on the samples (keeping one for their records) and return the rest of the samples. Global will not necessarily match the wood species but rather will generate a color that will coordinate with the sample when it is applied to the wood species used in the seating frame.

File Finishes

There is no upcharge on any standard file finish. Any non-standard file finish must be approved by Global prior to acceptance of order and may be subject to an upcharge.

9100 Series, 9100 Plus Series, 9300 Series, 9300 Plus Series, 9700 Series, G Series Pedestals, and E Series Pedestals can be ordered in non-standard finishes with a 10% upcharge on orders up to and including 10 units. There is no upcharge on orders of 11 units or more.

Please note:

- You can only combine 9100 Series files and 9100 Plus Series files to meet the 11 unit minimum.
- You can only combine 9300 Series, 9300 Plus Series, and 9700 series to meet the 11 unit minimum.

An upcharge of 10% will apply to Metallic, Mica and any non-standard White finishes regardless of the number of units ordered.

Wood Veneer Finishes

Because the distinctive characteristics and the nature of wood products cause variations, exact matches are not always possible. Global will not be held responsible if the finishes cannot be matched.

Customer's Own Material (COM)

Use of COM must be approved by Global prior to acceptance of order. Please submit the Authorization Request Form. Photocopy and use this form as often as necessary. The customer must provide a 12" x 12" textile sample and advise how the textile is to be applied and quantity of textile being sent. **Textile yardage requirement will be advised by the factory, and additional yardage may be required if pattern requires matching.** Upon approval from Global, send textile to the COM Department at: 596 Supertest Road, Toronto ON, M3J 2M5. Send to the address provided on shipping document upon approval from Global. If COM is difficult to apply or if product is required to be modified, extra charges will apply. Global reserves the right to cancel an order at any time if COM is inadequate for any reason. COM must be shipped freight and duties paid if applicable to our factory. Such shipment must be fully identified with the Purchaser's order number, and the item for which the material is intended. Performance of COM when applied to product is the sole responsibility of the Purchaser. Global's standard product warranty shall not apply to COM.

COM price is the lowest published price/grade for the series. The published yardage requirement for COM orders is approximate and shown beside each item in the list price book. The yardage shown there is based on the textile requirements for cutting and sewing a single chair in a plain patterned textile. For textiles with a pattern repeat or for COM orders involving 10 or more chairs, please consult with Customer Service for recalculation of the yardage requirements as this may significantly change the textile requirement.

Textile Grading

All products are priced according to their standard textile grade. Lower grade textiles may be available but at the same price as standard textile grade. See Textiles and Finishes section for graded textiles.

Combining two grades of textiles may result in a revised grade. Please refer to "Two Grades Combination Chart" in the Textiles and Finishes section. For more than two textiles a special quotation is required.

Global Purchased Material, Customer Specified (GPM)

Global may purchase material specified by the customer. Use of GPM must be approved by Global prior to acceptance of order. If it is difficult to apply or if product is required to be modified, extra charges will apply. Global reserves the right to cancel an order at any time if GPM is inadequate for any reason. Performance of GPM when applied to product is the sole responsibility of the textile vendor. Global's standard warranty will not apply to GPM materials.

Customer's Own Leather (COL)

Not all seating can be upholstered in leather. Please consult service notes for availability. COL price is the lowest published grade for the series (leather or fabric).

Upholstery Coverings

Slight variations in color may occur between dye lots. Although Global attempts to minimize these variances, they do occur and must be accepted as normal and will not be considered defects.

Leather is a Natural Product

Natural variations occur in the color, grain and texture of leather. As a result, a degree of variation should be expected. As leather is used it develops a patina. Its color changes slightly, it will get marked and it will stretch and pull, these are the hallmarks of genuine leather and are not considered defects.

Yardage

Required yardage (yd) is based on unmatched materials with widths of 54" for seating, 63" for panels.

Arms

A wide selection of arms are available for some series. See Arm Chart in the Seating list price book.

Weight

In the Seating list price book, weight is provided for both unit weight and carton weight. In the Desking + Tables and Metal Filing + Storage list price books, carton weight is provided.

Delays

Global's order acknowledgment will state a shipping date which is Global's best estimate at the time the order is acknowledged. However, Global shall not incur any obligation or liability to the Purchaser for failure to ship by specified date unless Global has agreed to an unequivocal shipping date in a separately signed written document executed by its authorized personnel at its head office. In addition, Global will not be liable for any loss or damage resulting from any delay or failure in shipment or other failure to perform all or any part of the agreement between the parties with respect to the goods shown on the face of the order acknowledgement where such delay, failure, loss or damage is the proximate result of any act of any governmental authority or political subdivision thereof, revolution, riot, civil disorder or disturbance, delay or default in transportation, strike disputes among or between labor unions or other labor disputes, delay or inability in obtaining materials and facilities, fire, flood, act of God or any cause not within the reasonable control of Global.

Free on Board (FOB)

FOB point is Global's Factory, Toronto, Ontario, Canada.

Courier Type Shipments 

This symbol is used to indicate that the adjacent product can be sent by courier type shipments, such as Federal Express, Purolator, CanPar and UPS.

Shipping

The Purchaser must select, at time of order, one of two methods of freight payment. Global will make no end-user shipments unless special arrangements have been made.

1. FOB point of shipment, freight collect - pick up and common carrier.
2. FOB point of shipment, freight prepaid and invoiced to the Purchaser - Global Trailer Program.

All deliveries are dock to dock.

Service

Service requests are normally the responsibility of Global's authorized Dealers. Where this cannot be accomplished on a local level, service problems should be referred to Global's Customer Service Department.

Global/Express (Canada)
Tel: (905) 660-5101 or 1-800-567-8901
Fax: (905) 660-4759 or 1-800-375-5134

Global International
Tel: (416) 661-3660
Fax: (416) 661-661-0983 or 1-877-585-5579

Returns

No returns of goods will be accepted without written consent and shipping instruction from Global. A minimum re-stocking charge of 35% is made on all authorized returns for credit or refund, provided goods are received by Global in the condition in which they left the factory. This may increase depending on the type of product. Global's Return Goods Authorization (RGA) numbers must appear prominently on all authorized returns. Global will not be responsible

for return freight costs. No credit will be given if goods cannot be reused as new. Special order items, non-stock items and COM products are in no event subject to return. All returns must be approved and authorized in writing by Global Customer Service. Global reserves the right to refuse delivery of any unauthorized returns.

Claims

All goods are sold FOB plant or Global Distribution Center. Global is not responsible for damage which occurs in transit (or in storage). The carrier signs for all goods received in apparently good order. It is the Purchaser's responsibility to examine goods upon receipt and to file any claims with the carrier for losses or damage to the product occurring during transit, including concealed damage.

Any claims made against Global for apparent defects, errors or shortages must be made by the Purchaser, in writing, within 15 working days after any delivery. Failure by the Purchaser to make any claim against Global within 15 days shall constitute acceptance of the goods and a waiver of any apparent defects, errors or shortages.

Suspension

In the event that the Purchaser defaults in the payment of any sum due to Global, or in the event the Purchaser's financial condition becomes unsatisfactory to Global, Global shall have the right to defer or discontinue shipment of any goods until such time as the default is cured or the Purchaser provides assurance of payment to Global.

Copyright

All catalogs, photographs, drawings, list price books and other printed materials are protected by copyright. All rights reserved.

Trademarks

All trademarks are owned by Global Furniture Group other than OBUSFORME™ which is owned by OBUSFORME LTD CO., a division of Homematics Inc., MOR-CARE which is owned by MORBERN INC, Perma-Mesh which is the property of J.B. Research Inc. SCHUKRA™ which is owned by SCHUKRA MANUFACTURING INC. OBUSFORME® and the distinctive backrest design are registered trademarks of OBUSFORME LTD CO.

Designs and Patents

Many of the products produced by Global are protected by design registrations, design patents and/or patents. Design and specifications are subject to change, discontinuance or additions without notice.

For a full listing of issued trademarks, please visit globalfurnituregroup.com.

Cubic Measure

The stated volume is an approximate cubic foot measure that may be used to calculate freight costs. The figure shown is the total shipping volume of a unit (e.g. if a part is sent in 2 cartons the volume indicated reflects both cartons together) and is subject to change without notice. It is most economical to purchase the specified number per carton.

Combined Shipments

Global will make every effort to combine shipments and orders on written request. However, Global cannot be held responsible where such requests are not complied with.

Offer of Sale

Possession of this list price book or any other literature shall not imply the company's willingness to sell to the holder and shall not be construed as a direct offer of sale.

If a conflict arises between: (i) prices found in software support packages furnished to the customer by Global or by any other source on behalf of Global; and (ii) Global's current pricing found on Global's website, then the most current shall prevail.

Testing Qualifications

Many Global products pass or exceed the most stringent industry testing standards.

Disclaimer

Metric dimensions are provided for seating products for reference only. In the event that there is a discrepancy between imperial measurements and metric measurements, imperial measurements shall prevail. Prices shown are current manufacturer's suggested list prices at time of printing. Updated pricing is available on Global's website. All applicable taxes are extra. Descriptions, specifications and prices are subject to change without notice. Errors and omissions are subject to correction.

Fire Rating

The state of California recently repealed CAL TB133, but requests for it may still occur until local fire codes are updated and/or a national standard is declared. Global will no longer test products to meet CAL TB133.

The industry is supporting the adoption of CAL TB117-2013 as the accepted fire standard and will be what Global can support. CAL TB117 outlines performance standards and methods for testing the smolder resistance of cover textiles, barrier materials, filling materials and decking materials used in upholstered furniture. This is done by a "cigarette test".

CAL TB117-2013 does not require a fire blocker or any additional components to achieve the rating. All Global foams and textiles (carded & GPM) meet CAL TB117-2013 requirements without any harmful chemicals. Global can provide third party CAL TB117-2013 certifications upon request for any textile or foam by model.

Often the Fire Marshal will request 'NFPA 261', however, this is not a test required by our industry or provided by Global. CAL TB117-2013 is the equivalent and can be accepted at the discretion of the Fire Marshal.

WARNING - SEATING PRODUCTS TO PREVENT PRODUCT FAILURE AND POSSIBLE INJURY:

Ensure that the appropriate selection is made for the intended use of the chair including user's weight. Some chairs are not recommended for users above a certain weight. Frequently inspect the chair for visible cracks and tighten all screws, bolts and adjustable knobs. If the chair is damaged or unstable, immediately remove it from service.

Any information or suggestions concerning applications, specifications or compliances with codes and standards is provided solely for your convenient reference and without any representation as to accuracy or suitability. Global disclaims any legal responsibility. The user must verify and test the suitability of any information or products for his specific application. Global reserves the right to change the Terms and Conditions in the list price book without notice.

This list price book is effective as of November 1, 2023.

For periodic updates, please check the PDF at globalfurnituregroup.com. After login, select Resources then Price Lists. From here you will have the option to select either the Seating, Desking + Tables or Metal Filing + Storage price list books. Global warrants that all commercial products are free from defects in material and workmanship, for the life of the product, to the original Purchaser.

Global warrants that all commercial products are free from defects in material and workmanship, for the life of the product, to the original Purchaser.

Global will repair or replace, at Global's option, as the sole remedy for any defect covered by the warranty. The warranty applies to products manufactured after March 22, 2016.

Global makes no warranty that any of its products are suitable for any particular purpose and makes no other warranties, express or implied, other than those set out here. As codes and standards vary from one jurisdiction to another, references to compliance are solely for convenience and without any representation as to accuracy or suitability. Users must verify the suitability of such information or product for their specific application. In no event shall Global be liable in either tort or contract for any loss or direct, special, incidental, consequential, or exemplary damages.

General Commercial Seating

Global's warranty for general commercial seating covers all chair components including pneumatic cylinders, bases, casters, glides, frames, arms, plastic seats, backs and other structural components. The warranty applies to single shift, standard commercial usage, defined as a standard eight (8) hour day, forty (40) hour week for users weighing up to 300 lbs.

Exceptions to the warranty for general commercial seating are as follows:

- Foam, upholstery, textiles (as sampled on Global branded and textile program cards), mesh material and electrical devices, are warranted for five (5) years
- Control mechanisms are warranted for twelve (12) years
- Heavy duty seating and light use seating are not defined as General commercial seating (see below for warranty exceptions)

Heavy Duty Seating

Global offers products designed for multiple shift applications (24 hours a day / 7 days a week) and larger individuals weighing up to 350, 400, 500 and/or 600 lbs. (depending on series and/or model). Global warrants these products for twelve (12) years to the original Purchaser. All components (including control mechanisms, pneumatic cylinders, bases, casters, glides, frames, arms, plastic seats/backs, etc.) are covered for 24/7 applications under the warranty. The exceptions are foam, upholstery and textiles, which are covered for five (5) years. Fabric or upholstery material on these products must exceed 100,000 double rubs for the textile portion of the warranty to apply. Heavy duty product series that apply under this warranty can be found in the Heavy Duty section of the list price book.

Light Use Seating

Global offers light use seating that is warranted for ten (10) years for the original Purchaser. The warranty covers all components (frames, glides and arms). The foam/textiles are warranted for five (5) years. The warranty on these light use series is for an eight (8) hour day, forty (40) hour week for users up to 200 lbs. Light use product series that apply under this warranty currently consists of the Key series.

Outdoor Furniture

Global offers products designed for use indoors or outdoors. Global warrants these products for three (3) years to the original purchaser. This warranty applies to single shift (eight (8) hour day, forty (40) hour week) for users weighing up to 275 pounds, unless noted otherwise. Outdoor furniture must be stored indoors during inclement or extreme weather such as extreme cold, extreme heat, or excessive wind.

Exceptions to the warranty for indoor/outdoor furniture is as follows:

- Only Global branded textiles and Alliance Partner carded textile program materials expressly identified for outdoor application are covered for three (3) years when used outdoors.

Seating Warranty Summary

Seating Type	Components Warranty For Original Purchaser	Use Time For Warranty Coverage	Exceptions
General commercial seating	lifetime	8 hours/5 days per week	foam/upholstery/textiles/mesh/electrical devices - 5 years control mechanisms - 12 years
Heavy duty seating	12 years	24 hours/7 days per week	foam/upholstery/textiles - 5 years
Light use seating	10 years	8 hours/5 days per week	foam/upholstery/textiles - 5 years
Indoor + outdoor furniture	3 years	8 hours/5 days per week	outdoor use textiles - 3 years

Global's warranty does not apply (for any product category) to the following:

- Nominal or normal amount of wear and tear that can occur over time
- Failures which result from negligence, abuse, accident or misuse
- Failure to apply, install or maintain products according to Global's written instructions and warnings
- Modifications, attachments or repair methods not approved by Global
- Damage caused by a carrier in transit, or delivery/installation contractors
- The matching of colors, grains or textures (wood, leather, etc.) of natural materials
- Products exposed to extreme hot or cold temperatures or excessively dry or humid environments
- Color fastness or the matching of color of textiles, dye lots of textile can vary
- Damage by markings or staining; damage by sharp objects or imprinting from instruments
- Damage to textiles or laminate and wood surfaces/edges from exposure to sunlight (including UV rays)
- Products not purchased directly from authorized Global resellers
- Products used for rental purposes
- Purchased parts are warranted for one (1) year
- Failure to follow specific cleaning and disinfecting instructions posted on globalfurnituregroup.com

Global's warranty does not cover the costs of transportation or labor. Repair or replacement will be at Global's discretion.

Textiles

Global warrants Global branded textiles and Global carded textile programs inclusive of fabrics, vinyls and leather products for five (5) years. Global does not warrant COM (Customer's Own Material) or GPM (Global Purchased Material) that are customer specified materials, or graded-in and purchased by Global for a customer. For GPM or COM products, please contact the textile supplier for performance information and warranty details. Please refer to our website at globalfurnituregroup.com for detailed information on cleaning and disinfecting procedures. Improper usage of disinfecting/cleaning products may void the warranty.

Global textiles and finishes are updated periodically to meet the demand and trends of the market. As a result, some textiles and finishes may be discontinued by Global or the manufacturer. In the event that a textile or finish is discontinued, Global will make every reasonable effort to provide an alternative product(s) of comparable function.

INDEX

1240-0	35	2660P-0	29	6331-8MO	51	6626	58, 70	CAMVL3129	15
1240-2	35	2660P-3	29	6332-0	51	6627	58	CAMVL3191	16
1240-3	36	2660P-4	30	6332-0MO	51	6628	59	CAMVL3192F	16
1240P-0	35	2660P-8	30	6332-3	51	6628G	59		G
1240P-2	35	2661-0	30	6332-3MO	51	6710	69	GC3002	60, 61
1240P-3	36	2661-3	30	6332-4	51	6711	69	GC13011	25
1241-0	36	2661-4	30	6332-4MO	51	6712	69	GC13012	26
1241-2	36	2661-8	31	6332-8	52	6713	70	GC13013	26, 95
1241-3	36	2661P-0	30	6332-8MO	52	6714	70	GC13015	26, 95
1241P-0	36	2661P-3	30	6334	87	6715	70	GC13021	26
1241P-2	36	2661P-4	30	6334C	87	6761-4 (UC)	44	GC13022	26
1241P-3	36	2661P-8	31	6334CMO	87	6761-8 (UC)	44	GC36530	60
1251-0	96	2662-0	31	6334MO	87	6764	81	GC36531	60
1251-3	97	2662-3	31	6335	87	6764C	81	GC36532	61
1251-8	97	2662-4	31	6335C	88	6765	82	GC36533	61
1252-0	97	2662-8	31	6335CMO	88	6765C	82	GCTS13011	94
1252-3	97	2662P-0	31	6335MO	87	6900	74	GCTS13012	95
1252-8	97	2662P-3	31	6338-6	52	6900C	74	GCTS13013	95
1253-0	98	2662P-4	31	6338-6MO	52	6901	74	GCTS13015	95
1253-3	98	2662P-8	31	6508	76	6901C	75	GCTS13021	95
1253-8	98	2663-6	32	6508MB	76	6902	75	GCTS13022	95
1254-0	98	2663P-6	32	6508WS	76	6903	75		M
1254-3	98	2670-2	27	6508WSMB	76	6941	43	MVL3196	16
1254-8	99	2670-4	27	6509	76	6942	43		S
1255-0	99	2671-2	27	6509MB	76	6960	66	S6328-6	104
1255-3	99	2671-4	28	6509WS	76	6961	66	S6338-6	104
1255-8	99	2676-2	28	6509WSMB	76	6962	67		T
1256-0	99	2676-4	28	6511	76	6963	67	TS1240-3	90
1256-3	100	2677-2	28	6511WS	76	6969	68	TS1240P-3	90
1256-8	100	2677-4	28	6513	77	6970	68	TS1241-3	90
1260-0	36	2811-4	62	6513MB	77	7331	24	TS1241P-3	90
1260-3	37	2811-8	62	6513WS	77	7332	24	TS1260-3	90
1260P-0	36	2813	62	6513WSMB	77	7333	24	TS1260P-3	90
1260P-3	37	2850-3	12	6514	77	7336	24	TS1261-3	91
1261-0	37	2851-3	12	6514MB	77	7336NA	24	TS1261P-3	91
1261-3	37	2852-3	12	6514WS	77	7472-3	46	TS6321-3	103
1261P-0	37	3365	54	6514WSMB	77	7482-3	47	TS6322-3	103
1261P-3	37	3365C	54	6515	77	7492-3	47	TS6331-3	104
1876	39	5233	85	6515WS	77	7497-7NA	47	TS6331-3MO	104
1877	39	5330-4 (UC)	45	6517WS	77	8456	41	TS6332-3	104
1879	40	5331-4 (UC)	45	6518	77	8457	41	TS6332-3MO	104
1888	71	5540	21	6518MB	77	8458	38	TS7331	93
1889	71	5541	22	6518WS	77	8458S	38	TS7332	93
1890	71	5546	22	6518WSMB	77	8459	38	TS7333	93
1897	40	5940	63	6519	78	8459S	38		
1898	72	5940C	63	6519MB	78	8647	73		
1899	72	5941	64	6519WS	78	8647P	73		
1900	72	5941C	64	6519WSMB	78	8649	73		
1906	40	5942	64	6521	78				B
1907	40	5942C	64	6521WS	78	B2	111		
1908	40	5943	64	6522	54, 79, 85	B5A	111		
2075APP	83	5944	65	6523	78	B7A	111		
2075APU	84	5945	65	6523MB	78				C
2075AUU	84	6070	33	6523WS	78	C1SET	109		
2075NPP	84	6071	34	6523WSMB	78	C9RSET	109		
2075NPU	84	6074	34	6524	78	C10RSET	109		
2075NUU	84	6075	34	6524MB	78	C10SET	109		
2076APP	84	6076	34	6524WS	78	C14RSET	109		
2076APU	84	6077	34	6524WSMB	78	C65RSET	109		
2076AUU	84	6321-0	48	6525	78	C65SET	109		
2076NPP	85	6321-3	49	6525WS	78	C66RSET	109		
2076NPU	85	6321-4	49	6526	79	C82SET	109		
2076NUU	85	6321-8	49	6573	79	CAMVL1895 (UP)	18		
2085	85	6322-0	49	6573MB	79	CAMVL1896 (UC)	18		
2125WS	75	6322-3	49	6574	79	CAMVL2801	17		
2171C (UC)	55	6322-4	50	6574MB	79	CAMVL2804	17		
2172C (UC)	55	6322-8	50	6575	79	CAMVL2911	19		
2173WS	55	6324	86	6577	80	CAMVL2912	19		
2174WS	56	6324C	86	6577MB	80	CAMVL2913F (BKP)	19		
2176	56	6325	87	6578	80	CAMVL2914F (BKP)	20		
2180	56	6325C	87	6578MB	80	CAMVL3101F	13		
2243	111	6328-6	50	6579	80	CAMVL3103F (BKP)	13		
2512-3	102	6331-0	50	6620	57	CAMVL3104F	14		
2526	101	6331-0MO	50	6621	57	CAMVL3108 (BKP)	14		
2527	101	6331-3	50	6621G	57	CAMVL3109	14		
2660-0	29	6331-3MO	50	6622	58	CAMVL3121	14		
2660-3	29	6331-4	51	6623	58	CAMVL3123	14		
2660-4	30	6331-4MO	51	6623G	58	CAMVL3124	15		
2660-8	30	6331-8	51	6624	58	CAMVL3128	15		

Global offices in Canada

Head Office

560 Supertest Road
Toronto, Ontario
M3J 2M6
T (416) 650-6500

Toronto Sales Office

1350 Flint Road
Toronto, Ontario
M3J 2J7
T (416) 661-3660

Moncton

268 Coverdale Road
Riverview, New Brunswick
E1B 3J2
T (506) 858-8383

Showrooms

Calgary

237 8 Avenue SE, Suite 302
Calgary, Alberta
T2G 5C3
T (403) 250-7770

The Blueprint Montreal

1010 Sainte-Catherine Street W, Mezz 2
Montreal, Quebec
H3B 1E7
T (514) 866-4331

Ottawa

251 Laurier Avenue West, Suite 400
Ottawa, Ontario
K1P 5J6
T (613) 234-2881
Please call ahead to book an appointment.

Edmonton

10158 103 Street NW, Suite 201
Edmonton, Alberta
T5J 0X6
T (780) 444-8922

Toronto

1350 Flint Road
Toronto, Ontario
M3J 2J7
T (416) 661-3660

Vancouver

675 West Hastings Street, Suite 1000
Vancouver, British Columbia
V6B 1N2
T (604) 432-1701

Halifax

1061 Marginal Road, Suite 120
Halifax, Nova Scotia
B3H 4P7
T (902) 422-7434

The Blueprint Toronto

(MetroCentre)
200 Wellington Street West, Suite 1602
Toronto, Ontario
M5V 3C7

Winnipeg

111 Lombard Avenue, Suite 220
Winnipeg, Manitoba
R3B 0T4
T (204) 925-3350

