

Seating for the Government of Canada

Pricing effective January 1, 2025

Revised January 10, 2025

E60PQ/140003/071/PQ

PRICE LIST
seating



think global

THE GLOBAL EDGE

ERGONOMICS IN THE OFFICE

- Full range of ergonomically designed workplace, healthcare and office furniture with competitive pricing and built-in value.

STRENGTH AND STABILITY

- Established in 1966.
- One of North America's largest office furniture manufacturers.
- Manufacturing and showrooms worldwide.

STRONG LOCAL REPRESENTATION

- Service and expert advice where you are, when you need it!

MANUFACTURING CAPABILITY

- Vertical integration ensures "start to finish" control.
- Ongoing research and investment in new, innovative production technology.

QUALITY ASSURANCE

- The quality program is registered to ISO 9001.
- On-site furniture testing facility.
- Products and components are tested to meet or exceed ANSI/BIFMA standards.
- Products backed by Global's Limited Lifetime Warranty.

ENVIRONMENTAL COMMITMENT

- Continuous development of "earth friendly" programs.
- One of the first molded foam manufacturers to create ozone-friendly, CFC and HFC-free processes.
- Many seat and back pans are made from recyclable plastics and wood waste, enabling little waste and cost effective products.

TABLE OF CONTENTS

B

Ballara.....	55
Braden.....	65

C

Calidon.....	69
Chap.....	7
Citi.....	73
Citi Square.....	77
Craft.....	86

D

Drift.....	89
Duet.....	9

E

Erin.....	18
-----------	----

K

Kate.....	99
-----------	----

L

Lux.....	100
----------	-----

M

Marche.....	20
ML.....	101
ML Park.....	102
Moda.....	22

P

Popcorn.....	25
Prairie.....	103

R

Rebound.....	29
River.....	104
River+.....	118

S

Sas.....	33
Sirena.....	141
Sonic.....	35
Stream.....	46

V

Venture.....	144
Vitrola.....	146

W

Wind.....	148
Wind Linear.....	152
Wind Tables.....	150



REFERENCES / PROGRAMS

Seating by category type.....	3
Glide selections - Duet and Popcorn.....	163
COM/GPM authorization form.....	162
Textiles and Finishes.....	158
Metal leg, frame + base finish chart.....	161
Terms and Conditions.....	164
Limited Lifetime Warranty.....	167
Index.....	168











MULTI-PURPOSE SEATING


Stacking

 Duet.....9	 Rebound.....29	 Stream.....46
 Moda.....23	 Sas.....33	
 Popcorn25	 Sonic.....35	









Guest (Metal)

 Erin18	 Moda.....22	 Sonic118
 Kate.....99	 Rebound29	 Stream.....95
 Marche.....20	 Sas33	

Guest (Wood)

 Chap.....7	 Erin.....18
--	---

Stools

 Duet.....9	 Popcorn25	 Sonic35
 Marche.....20	 Rebound.....29	 Stream.....46
 ML.....101	 Sas33	

SEATING BY CATEGORY TYPE



LOUNGE SEATING



Ballara.....55



Braden.....65



Calidon.....69



Citi.....73



Citi Square.....77



Drift.....89



Kate.....99



Lux.....100



ML.....101



ML Park.....102



Prairie.....103



River.....104



River+.....118



Sirena.....141



Venture.....144



Vitrola.....146



Wind/Wind Linear.....148

GLOBAL FABRIC SAMPLE CARDS DISPLAY THE FOLLOWING ACT FABRIC PERFORMANCE SYMBOLS:

THE ASSOCIATION FOR CONTRACT TEXTILES (ACT) HAS DEVELOPED THE FOLLOWING PERFORMANCE GUIDELINES TO MAKE FABRIC SPECIFICATION EASIER. THE FIVE SYMBOLS GIVE ARCHITECTS, DESIGNERS AND END USERS A VAST AMOUNT OF PERFORMANCE INFORMATION IN A SUCCINCT, VISUAL WAY. THIS CHART LISTS THE REQUIRED TESTS THAT CORRESPOND TO SPECIFIC END USES. AN EXPLANATION OF THE SYMBOL ALSO APPEARS.

FIRE RETARDANCY



Flammability testing determines a fabric's performance and resistance to burning.

APPLICATION

Upholstery
Panels and upholstered walls

PASSES

California bulletin 117, section E.
ASTM E 84-03 Class A or Class 1 (unadhered method).

COLOR FASTNESS TO WET & DRY CROCKING



Color fastness to wet & dry crocking refers to the rubbing off of color from the fabric onto clothing, hands or other materials and can occur under wet or dry conditions.

APPLICATION

Upholstery
Panels and upholstered walls

PASSES

AATCC 8-2001 Dry crocking. Class 4 minimum.
Wet crocking, Class 3 minimum.
AATCC 8-2001 E 84 (unadhered method).

COLOR FASTNESS TO LIGHT



Color fastness to light is the degree to which fabric will retain its color when exposed to light.

APPLICATION

Upholstery
Panels and upholstered walls

PASSES

AATCC option 2-2003 or AATCC - option 3-2003.
Class 4 minimum of 40 hours.
AATCC option 2-2003 or AATCC - option 3-2003.
Class 4 minimum of 40 hours.

PHYSICAL PROPERTIES



Three physical property tests include: 1 - Brush pill test to determine a fabric's pilling (the formation of fuzzy galls of fiber on the surface of a fabric). 2 - Breaking/tensile strength is the ability of a fabric to withstand tension without breaking or tearing. 3 - Seam slippage is the pulling apart of fabrics at the seams.

APPLICATION

Upholstery
Panels and upholstered walls

PASSES

Brush pill ASTM D3511-02, 3 minimum.
Breaking strength ASTM D5034-95 (2001) 50 lbs. minimum in warp & weft.
Seam slippage ASTM D4034 25 lbs. minimum in warp & weft.
Breaking strength ASTM D5034-95 (2001) (grab test).
35 lbs. minimum in warp & weft.

ABRASION



Abrasion is the ability of a fabric to withstand damage from wear and rubbing. There is a general contract specification as well as a heavy duty specification.

APPLICATION

General contract upholstery
Heavy duty upholstery

PASSES

ASTM D4157-02 (#10 cotton duck) 15,000 double rubs, Wyzenbeek method.
ASTM D4966-98 (12 KPA pressure) 20,000 double rubs, Martindale method.
ASTM D4157-02 (#10 cotton duck) 30,000 double rubs, Wyzenbeek method.
ASTM D4966-98 (12 KPA pressure) 40,000 double rubs, Martindale method.

multi-purpose



Chap7



Duet9



Erin18



Kate99



Marche20



ML101



Moda22



Popcorn25



Rebound29



Sas33



Sonic35



Stream46



CHAP



model 1004



model 1011

STANDARD FEATURES

- Chap offers mid-century modern styling in a finely crafted beechwood armchair series.
- Upholstered, horizontal wood slat or open frame back available.
- Straight and round back models are available with an upholstered waterfall seat front.
- Models are standard with White non-marking nylon glides (see right column for additional glide options).
- Standard with a Black under seat liner.
- Active weight capacity for this series is 350 lbs.
- For single shift use, Chap is covered by Global's Limited Lifetime Warranty.
- Upholstery options: fabric, vinyl or leather. Vinyl and leather models may feature stitch detail across the seat and/or back cushions, if applicable.
- Does not stack.

OPTIONAL FEATURES



- For added comfort and 24/7 environments, seats are available with high density Ultracell foam (UC).
- Under seat panel (USP) is available with upcharge (conceals seat structure, is covered with a coated textile and secured with tamperproof fasteners).
- Custom wood staining considered upon request on straight back models only (not available on round back models).


Please add option codes in the following order:

- **Model number**
specify model number
- **Back textile**
Specify textile code.
- **Seat seams and textile (NS)** no sealed seams
(SE) sealed seat seams. Add \$22.
Specify textile code.
- **Straight back wood frame finish**
(AAM) Absolute
(BKM) Black
(ACM) Cherry
(EOM) English Oak
(ECM) Espresso Cafe
(TFM) Fruitwood
(HGM) Gray
(AHM) Honey
(TMM) Mahogany
(AVM) Maple
(MWM) Medium Walnut
(NLW) Natural Walnut
(ASM) Night
(NBM) Noce Biondo
(NGM) Noce Grigio
(NEM) Noce Leggero
(NMM) Noce Medio
(SKM) Shaker Cherry
(TWM) Walnut
(WTM) WC Cream
(WHM) White
(WCM) Winter Cherry
- **Round back wood frame finish (model 1004)**
(AAM) Absolute
(BKM) Black
(ACM) Cherry
(ECM) Espresso Cafe
(TMM) Mahogany
(MWM) Medium Walnut
(NLW) Natural Walnut
(ASM) Night
(NMM) Noce Medio
(SKM) Shaker Cherry
(TWM) Walnut
(WTM) WC Cream
(WHM) White
- **Seat underside**
(USL) under seat liner (Black)
(USP) under seat panel. Add \$58.
- **Glide type**
(NM) White non-marking nylon for most surfaces (standard).
(SG) steel cushioned glides for carpeted surfaces. Add \$17.
(RG) rubber glides for most hard floor surfaces. Add \$22.
(FG) felt glides for most hard floor surfaces. Add \$22.
(XG) no glides for carpeted surfaces.
- **Moisture barrier** (not available with sealed seams)
(NB) no moisture barrier.
(MB) moisture barrier (seat only). Add \$81.
- **Seat foam**
(SF) standard foam.
(UC) Ultracell foam. Add \$76.

EXAMPLE CHAP ORDER CODE:

1010	-	-NS	-CE90	-AAM	-USL	-NM	-NB	-SF
Model number	Back textile	Sealed seams (seat)	Seat textile	Frame finish	Seat underside	Glide type	Moisture barrier	Seat foam

DESCRIPTION	FEATURES	MODEL #	STANDARD TEXTILE GRADES											
			1	2	3	4	5	6	7	8	9	10	11	12
 <p>18" seat depth</p> <p>Round Uph Back Armchair w/Uph Waterfall Front Seat COM: 1.5 YD 1.37 M Unit weight: 18 LB 8.2 KG Carton weight: 26 LB 11.79 KG Carton volume: 13.25 FT³ 0.37 M³</p> <p>Active weight 350 lbs. Does not stack.</p> <p>Ergonomic features: M, N</p>		1004	1325	1373	1413	1461	1537	1607	1677	1739	1815	1887	1985	2123
			OVERALL DIMENSIONS			SEAT DIMENSIONS			BACK DIMENSIONS					
				IN 24.5	22.5	30	22	18	18	20	12.5			
			MM 622	572	762	559	457	457	508	318				
		RTA 00	1 per carton											
 <p>Upholstered Back Armchair w/Uph Waterfall Seat Front COM: 1.5 YD 1.37 M Unit weight: 21 LB 9.5 KG Carton weight: 33 LB 14.97 KG Carton volume: 15.75 FT³ 0.44 M³</p> <p>Active weight 350 lbs. Does not stack.</p> <p>Ergonomic features: M, N</p>		1011	1203	1251	1291	1339	1415	1485	1555	1617	1693	1765	1863	2001
			OVERALL DIMENSIONS			SEAT DIMENSIONS			BACK DIMENSIONS					
				IN 25.5	25	31.5	21	20	18	20.5	13.5			
			MM 648	635	800	533	508	457	521	343				
		RTA 00	1 per carton											

DESCRIPTION	FEATURES	MODEL#	STANDARD TEXTILE GRADES																																					
			1	2	3	4	5	6	7	8	9	10	11	12																										
 <p>Upholstered Back Armchair w/Wood Front Rail COM: 1.5 YD 1.37 M Unit weight: 21 LB 9.5 KG Carton weight: 33 LB 14.97 KG Carton volume: 15.75 FT³ 0.44 MT³</p>	Active weight 350 lbs. Does not stack. Ergonomic features: M, N	1015	1203	1251	1291	1339	1415	1485	1555	1617	1693	1765	1863	2001																										
		<table border="1"> <thead> <tr> <th colspan="3">OVERALL DIMENSIONS</th> <th colspan="3">SEAT DIMENSIONS</th> <th colspan="2">BACK DIMENSIONS</th> </tr> <tr> <th>W</th> <th>D</th> <th>H</th> <th>W</th> <th>D</th> <th>H</th> <th>W</th> <th>H</th> </tr> </thead> <tbody> <tr> <td>IN 25.5</td> <td>25</td> <td>31.5</td> <td>21</td> <td>20</td> <td>18</td> <td>20.5</td> <td>13.5</td> </tr> <tr> <td>MM 648</td> <td>635</td> <td>800</td> <td>533</td> <td>508</td> <td>457</td> <td>521</td> <td>343</td> </tr> </tbody> </table>			OVERALL DIMENSIONS			SEAT DIMENSIONS			BACK DIMENSIONS		W	D	H	W	D	H	W	H	IN 25.5	25	31.5	21	20	18	20.5	13.5	MM 648	635	800	533	508	457	521	343	<table border="1"> <thead> <tr> <th colspan="2">RTA 00</th> </tr> </thead> <tbody> <tr> <td colspan="2">1 per carton</td> </tr> </tbody> </table>		RTA 00	
OVERALL DIMENSIONS			SEAT DIMENSIONS			BACK DIMENSIONS																																		
W	D	H	W	D	H	W	H																																	
IN 25.5	25	31.5	21	20	18	20.5	13.5																																	
MM 648	635	800	533	508	457	521	343																																	
RTA 00																																								
1 per carton																																								

DUET



model 6620



model 6621G



model 6627



model 6632

STANDARD FEATURES


- Unique high density seating that is both comfortable and durable.
- Tablet arms are extremely rugged, suitable for armed forces and student use. Tablet hinges up to allow ease of egress. Tablet slides forward and back to accommodate any body size comfortably. Tablet models do not stack.
- Standard tablet (**D8**) size is 18”D x 14.5”W and is made of Black polymer. Tablets are attached at the left or right (as seated). Tablet arms are not available on stools.
- Tablet models do not stack.
- All models have a wall saver frame design; rear legs hit the baseboard first leaving clearance between the back of the chair and the wall, saving both the chair and the wall from damage.
- Armless “G” models feature a patented interlocking feature that allows chairs to be ganged together in rows.
- Model 6626 ganging clamp set is available for use on all armchairs and standard armless models. These brackets snap on the front and rear of the sled base allowing these models to connect together in rows. In Black finish only.
- Clear polycarbonate glides (**CG**) are standard and suitable for concrete, rubber and carpeted floors.
- Active weight capacity for this series is 300 lbs.
- Dual wheel carpet casters (**C1**) are standard on task chairs.
- Upholstery options: fabric, vinyl or leather. Vinyl and leather models may feature stitch detail across the seat and/or back cushions, if applicable.

OPTIONAL FEATURES

- Polypropylene seats, backs and coordinating arms are available in 14 designer colors: Buzz Blue (BZB), Cactus (CCT), Carrot (CRO), Cloud (IVC), Dijon (DJN), Eggplant (EGP), Fog (FOG), Frost (FRO), Ink (INK), Latte (LAB), Night (BLK), Sand (SND), Scarlet (SAR) and Shadow (SHW). Please specify.
- An optional 18.5”D x 18.5”W high pressure laminate writing tablet is available. The core is hardwood veneer plywood with a radiused edge and finished in clear lacquer. This writing tablet is offered in the following finishes: Black (BLK), Clear Maple (CMB), Designer White (DWT) and Noce Grigio (NGL). Please specify. Add \$68.
- A selection of glide options is available. Glides must be chosen to best suit flooring type and site conditions. For more information, please refer to the glide section (page 163).
- Chrome frame is optionally available without glides (**XG**) and is suitable for rubberized and carpeted floors, please specify. No upcharge.
- Glides with stainless steel pads (**SG**) are available for carpet or rubber flooring, please specify. Add \$19.
- Glides with felt pads (**FG**) are available for vinyl sheet, cork or laminate flooring, please specify. Add \$19.
- Glides with rubber pads (**RG**) are available for vinyl, hardwood, laminate, stone or ceramic flooring, please specify. Add \$19.
- For hard surface flooring casters, please specify (**C9R**). Add \$21.

	Duet Chairs Stacking Capability		Duet Stools Stacking Capability	
	Stacking on floor	Stacking on dolly #6624	Stacking on floor	Stacking on dolly
Armless				
Polypropylene seat & back	up to 12 high	up to 40* high	up to 12 high	N/A
Polypropylene back & upholstered seat	up to 5 high	up to 16 high	up to 5 high	N/A
Upholstered seat & back	up to 5 high	up to 16 high	up to 3 high	N/A
With Arms				
Polypropylene seat & back	up to 5 high	up to 24 high	up to 5 high	N/A
Polypropylene back & upholstered seat	up to 5 high	up to 16 high	up to 5 high	N/A
Upholstered seat & back	up to 5 high	up to 16 high	up to 3 high	N/A

* through 80” doorway, stacks 36 high.

DESCRIPTION	FEATURES	MODEL #	STANDARD TEXTILE GRADES							
 <p>Armchair COM: N/A Unit weight: 19 LB 8.6 KG Carton weight: 21.75 LB 9.87 KG Carton volume: 24 FT³ 0.67 M³</p>	<p>Polypropylene seat & back. Stacks 5 high on floor. Stacks 24 high on dolly.</p>	<p>6620</p>	List price							
			333							
			OVERALL DIMENSIONS		SEAT DIMENSIONS		BACK DIMENSIONS			
			W	D	H	W	D	H	W	H
			IN 25.5	22.75	33.25	18	17.5	16.5	18	16
			MM 648	578	845	457	445	419	457	406
			RTA 00		4 per carton (pricing and specifications are for one chair)					

DESCRIPTION FEATURES MODEL# STANDARD TEXTILE GRADES



Armchair w/Tablet
 COM: N/A
 Unit weight: 27 LB | 12.3 KG
 Carton weight: 34 LB | 15.42 KG
 Carton volume: 23 FT³ | 0.65 MT³

Polypropylene seat & back.
 Does not stack.

Specify (L) left or (R) right tablet.

List price							
6620TR 6620TL	627						
OVERALL DIMENSIONS			SEAT DIMENSIONS			BACK DIMENSIONS	
W	D	H	W	D	H	W	H
IN 26.25	27.75	33.25	18	17.5	16.5	18	16
MM 667	705	845	457	445	419	457	406
RTA 2		2 per carton (pricing and specifications are for one chair)					



Armchair w/Tablet and Backpack Rack
 COM: N/A
 Unit weight: 29 LB | 13.2 KG
 Carton weight: 34 LB | 15.42 KG
 Carton volume: 16.25 FT³ | 0.46 MT³

Polypropylene seat & back.
 Does not stack.

Specify (L) left or (R) right tablet.

List price							
6620TRP 6620TLP	801						
OVERALL DIMENSIONS			SEAT DIMENSIONS			BACK DIMENSIONS	
W	D	H	W	D	H	W	H
IN 26.25	27.75	33.25	18	17.5	16.5	18	16
MM 667	705	845	457	445	419	457	406
RTA 00		1 per carton					



Armless Chair
 COM: N/A
 Unit weight: 18 LB | 8.2 KG
 Carton weight: 20.5 LB | 9.3 KG
 Carton volume: 14.25 FT³ | 0.4 MT³

Polypropylene seat & back.
 Stacks 12 high on floor.
 Stacks 40 high on dolly.

List price							
6621	257						
6621G Ganging	276						
OVERALL DIMENSIONS			SEAT DIMENSIONS			BACK DIMENSIONS	
W	D	H	W	D	H	W	H
IN 20.75	22.75	33.25	18	17.5	16.5	18	16
MM 527	578	845	457	445	419	457	406
RTA 00		4 per carton (pricing and specifications are for one chair)					



Armless Chair w/Tablet
 COM: N/A
 Unit weight: 26 LB | 11.8 KG
 Carton weight: 33 LB | 14.97 KG
 Carton volume: 23 FT³ | 0.65 MT³

Polypropylene seat & back.
 Does not stack.

Specify (L) left or (R) right tablet.

List price							
6621TR 6621TL	554						
OVERALL DIMENSIONS			SEAT DIMENSIONS			BACK DIMENSIONS	
W	D	H	W	D	H	W	H
IN 24.5	27.75	33.25	18	17.5	16.5	18	16
MM 622	705	845	457	445	419	457	406
RTA 2		2 per carton (pricing and specifications are for one chair)					










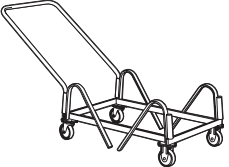




Armless Chair w/Tablet and Backpack Rack
 COM: N/A
 Unit weight: 27 LB | 12.3 KG
 Carton weight: 32 LB | 14.51 KG
 Carton volume: 16.25 FT³ | 0.46 MT³







Polypropylene seat & back.
 Does not stack.






Specify (L) left or (R) right tablet.






List price							
6621TRP 6621TLP	728						
OVERALL DIMENSIONS			SEAT DIMENSIONS			BACK DIMENSIONS	
W	D	H	W	D	H	W	H
IN 24.5	27.75	33.25	18	17.5	16.5	18	16
MM 622	705	845	457	445	419	457	406
RTA 00		1 per carton					



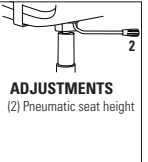

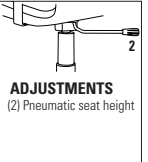

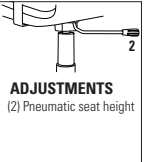

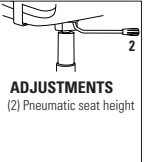
DESCRIPTION	FEATURES	MODEL#	STANDARD TEXTILE GRADES																	
			1	2	3	4	5	6	7	8	9	10	11	12						
 <p>Armchair COM: 0.75 YD 0.69 M Unit weight: 22 LB 10 KG Carton weight: 25.25 LB 11.45 KG Carton volume: 26.75 FT³ 0.75 MT³</p>	<p>Upholstered seat/polypropylene back.</p> <p>Stacks 5 high on floor.</p> <p>Stacks 16 high on dolly.</p>	<p>6622</p>	431	455	475	499	537	572	607	638	676	712	761	830						
			<p>OVERALL DIMENSIONS</p> <p>W D H</p>			<p>SEAT DIMENSIONS</p> <p>W D H</p>			<p>BACK DIMENSIONS</p> <p>W H</p>											
			IN	25.5	23	33.25	18	17.5	17	18	15.5	MM	648	584	845	457	445	432	457	394
			<p>RTA 00</p>		4 per carton (pricing and specifications are for one chair)															
 <p>Armchair w/Tablet COM: 0.75 YD 0.69 M Unit weight: 27 LB 12.3 KG Carton weight: 19 LB 8.62 KG Carton volume: 23 FT³ 0.65 MT³</p>	<p>Upholstered seat/polypropylene back.</p> <p>Does not stack.</p> <p>Specify (L) left or (R) right tablet.</p>	<p>6622TR 6622TL</p>	728	752	772	796	834	869	904	935	973	1009	1058	1127						
			<p>OVERALL DIMENSIONS</p> <p>W D H</p>			<p>SEAT DIMENSIONS</p> <p>W D H</p>			<p>BACK DIMENSIONS</p> <p>W H</p>											
			IN	26.25	27.75	33.25	18	17.5	17	18	15.5	MM	667	705	845	457	445	432	457	394
			<p>RTA 2</p>		2 per carton (pricing and specifications are for one chair)															
 <p>Armchair w/Tablet and Backpack Rack COM: 0.75 YD 0.69 M Unit weight: 32 LB 14.5 KG Carton weight: 37 LB 16.78 KG Carton volume: 16.25 FT³ 0.46 MT³</p>	<p>Upholstered seat/polypropylene back.</p> <p>Does not stack.</p> <p>Specify (L) left or (R) right tablet.</p>	<p>6622TRP 6622TLP</p>	901	925	945	969	1007	1042	1077	1108	1146	1182	1231	1300						
			<p>OVERALL DIMENSIONS</p> <p>W D H</p>			<p>SEAT DIMENSIONS</p> <p>W D H</p>			<p>BACK DIMENSIONS</p> <p>W H</p>											
			IN	26.25	27.75	33.25	18	17.5	17	18	15.5	MM	667	705	845	457	445	432	457	394
			<p>RTA 00</p>		1 per carton															
  <p>Armless Chair COM: 0.75 YD 0.69 M Unit weight: 21 LB 9.5 KG Carton weight: 24.25 LB 11 KG Carton volume: 19.25 FT³ 0.54 MT³</p>	<p>Upholstered seat/polypropylene back.</p> <p>Stacks 5 high on floor.</p> <p>Stacks 16 high on dolly.</p>	<p>6623 6623G Ganging</p>	360	384	404	428	466	501	536	567	605	641	690	759						
			<p>OVERALL DIMENSIONS</p> <p>W D H</p>			<p>SEAT DIMENSIONS</p> <p>W D H</p>			<p>BACK DIMENSIONS</p> <p>W H</p>											
			IN	20.5	23	33.25	18	17.5	17	18	15.5	MM	521	584	845	457	445	432	457	394
			<p>RTA 00</p>		4 per carton (pricing and specifications are for one chair)															
 <p>Armless Chair w/Tablet COM: 0.75 YD 0.69 M Unit weight: 29 LB 13.2 KG Carton weight: 36 LB 16.33 KG Carton volume: 23 FT³ 0.65 MT³</p>	<p>Upholstered seat/polypropylene back.</p> <p>Does not stack.</p> <p>Specify (L) left or (R) right tablet.</p>	<p>6623TR 6623TL</p>	653	677	697	721	759	794	829	860	898	934	983	1052						
			<p>OVERALL DIMENSIONS</p> <p>W D H</p>			<p>SEAT DIMENSIONS</p> <p>W D H</p>			<p>BACK DIMENSIONS</p> <p>W H</p>											
			IN	24.5	27.75	33.25	18	17.5	17	18	15.5	MM	622	705	845	457	445	432	457	394
			<p>RTA 2</p>		2 per carton (pricing and specifications are for one chair)															


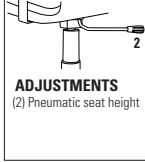

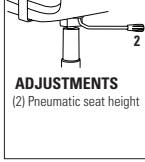
DESCRIPTION	FEATURES	MODEL#	STANDARD TEXTILE GRADES														
			1	2	3	4	5	6	7	8	9	10	11	12			
 <p>Armless Chair w/Tablet and Backpack Rack COM: 0.75 YD 0.69 M Unit weight: 30 LB 13.6 KG Carton weight: 35 LB 15.88 KG Carton volume: 16.25 FT³ 0.46 MT³</p>	Upholstered seat/polypropylene back. Does not stack. Specify (L) left or (R) right tablet.	6623TRP 6623TLP	828	852	872	896	934	969	1004	1035	1073	1109	1158	1227			
			OVERALL DIMENSIONS			SEAT DIMENSIONS			BACK DIMENSIONS								
			W	D	H	W	D	H	W	H							
			IN 24.5	27.75	33.25	18	17.5	17	18	15.5							
MM 622	705	845	457	445	432	457	394										
			RTA 00	1 per carton													
List price																	
			6624	867													
 <p>Dolly COM: N/A Unit weight: 33 LB 15 KG Carton weight: 40 LB 18.14 KG Carton volume: 9.5 FT³ 0.26 MT³</p>		6624	867														
			OVERALL DIMENSIONS			SEAT DIMENSIONS			BACK DIMENSIONS								
			W	D	H	W	D	H	W	H							
			IN 22.5	51	38.25	-	-	-	-	-							
MM 572	1295	972	-	-	-	-	-										
			RTA 1	1 per carton													
List price																	
			6626	21													
 <p>Ganging Clamps - Set of 2 COM: N/A Unit weight: 0.25 LB 0.1 KG Carton weight: 0.3 LB 0.14 KG Carton volume: 0.04 FT³ 0.001 MT³</p>	For armchairs and models without built in ganging device (G).	6626	21														
			OVERALL DIMENSIONS			SEAT DIMENSIONS			BACK DIMENSIONS								
			W	D	H	W	D	H	W	H							
			IN 1	6.5	0.75	-	-	-	-	-							
MM 25	165	19	-	-	-	-	-										
			RTA 00		Pricing is for the set, specifications are for one bracket												
 <p>Armchair COM: 0.75 YD 0.69 M Unit weight: 24 LB 10.9 KG Carton weight: 27.25 LB 12.36 KG Carton volume: 26.75 FT³ 0.75 MT³</p>	Upholstered seat & back. Stacks 5 high on floor. Stacks 16 high on dolly.	6627	486	510	530	554	592	627	662	693	731	767	816	885			
			OVERALL DIMENSIONS			SEAT DIMENSIONS			BACK DIMENSIONS								
			W	D	H	W	D	H	W	H							
			IN 25.5	23	33.25	18	17	17	18	15.5							
MM 648	584	845	457	432	432	457	394										
			RTA 00	4 per carton (pricing and specifications are for one chair)													
 <p>Armchair w/Tablet COM: 0.75 YD 0.69 M Unit weight: 32 LB 14.5 KG Carton weight: 38 LB 17.24 KG Carton volume: 16 FT³ 0.45 MT³</p>	Upholstered seat & back. Does not stack. Specify (L) left or (R) right tablet.	6627TR 6627TL	779	803	823	847	885	920	955	986	1024	1060	1109	1178			
			OVERALL DIMENSIONS			SEAT DIMENSIONS			BACK DIMENSIONS								
			W	D	H	W	D	H	W	H							
			IN 26.25	27.75	33.25	18	17	17	18	15.5							
MM 667	705	845	457	432	432	457	394										
			RTA 2	2 per carton (pricing and specifications are for one chair)													

DESCRIPTION	FEATURES	MODEL#	STANDARD TEXTILE GRADES											
			1	2	3	4	5	6	7	8	9	10	11	12
 <p>Armchair w/Tablet and Backpack Rack COM: 0.75 YD 0.69 M Unit weight: 34 LB 15.5 KG Carton weight: 39 LB 17.69 KG Carton volume: 16.25 FT³ 0.46 MT³</p>	Upholstered seat & back. Does not stack. Specify (L) left or (R) right tablet.	6627TRP 6627TLP	952	976	996	1020	1058	1093	1128	1159	1197	1233	1282	1351
			OVERALL DIMENSIONS W D H			SEAT DIMENSIONS W D H			BACK DIMENSIONS W H					
		IN 26.25	27.75	33.25	18	17	17	18	15.5					
		MM 667	705	845	457	432	432	457	394					
		RTA 00	1 per carton											
  <p>Armless Chair COM: 0.75 YD 0.69 M Unit weight: 23 LB 10.5 KG Carton weight: 26.25 LB 11.91 KG Carton volume: 19.25 FT³ 0.54 MT³</p>	Upholstered seat & back. Stacks 5 high on floor. Stacks 16 high on dolly.	6628 6628G Ganging	410	434	454	478	516	551	586	617	655	691	740	809
			OVERALL DIMENSIONS W D H			SEAT DIMENSIONS W D H			BACK DIMENSIONS W H					
		IN 20.5	23	33.25	18	17	17	18	15.5					
		MM 521	584	845	457	432	432	457	394					
		RTA 00	4 per carton (pricing and specifications are for one chair)											
 <p>Armless Chair w/Tablet COM: 0.75 YD 0.69 M Unit weight: 31 LB 14.1 KG Carton weight: 38 LB 17.24 KG Carton volume: 23 FT³ 0.65 MT³</p>	Upholstered seat & back. Does not stack. Specify (L) left or (R) right tablet.	6628TR 6628TL	706	730	750	774	812	847	882	913	951	987	1036	1105
			OVERALL DIMENSIONS W D H			SEAT DIMENSIONS W D H			BACK DIMENSIONS W H					
		IN 24.5	27.75	33.25	18	17	17	18	15.5					
		MM 622	705	845	457	432	432	457	394					
		RTA 2	2 per carton (pricing and specifications are for one chair)											
 <p>Armless Chair w/Tablet and Backpack Rack COM: 0.75 YD 0.69 M Unit weight: 33 LB 15 KG Carton weight: 38 LB 17.24 KG Carton volume: 16.25 FT³ 0.46 MT³</p>	Upholstered seat & back. Does not stack. Specify (L) left or (R) right tablet.	6628TRP 6628TLP	880	904	924	948	986	1021	1056	1087	1125	1161	1210	1279
			OVERALL DIMENSIONS W D H			SEAT DIMENSIONS W D H			BACK DIMENSIONS W H					
		IN 24.5	27.75	33.25	18	17	17	18	15.5					
		MM 622	705	845	457	432	432	457	394					
		RTA 00	1 per carton											
 <p>Bar Stool w/Arms COM: N/A Unit weight: 27 LB 12.3 KG Carton weight: 30 LB 13.61 KG Carton volume: 21.5 FT³ 0.6 MT³</p>	Polypropylene seat & back. Stacks 5 high on floor.	List price												
		6630	539											
		OVERALL DIMENSIONS W D H			SEAT DIMENSIONS W D H			BACK DIMENSIONS W H						
		IN 25.5	23.5	45	18	17.5	29.5	18	16					
MM 648	597	1143	457	445	749	457	406							
		RTA 00	2 per carton (pricing and specifications are for one chair)											

DESCRIPTION	FEATURES	MODEL#	STANDARD TEXTILE GRADES												
 <p>Armless Bar Stool COM: N/A Unit weight: 26 LB 11.8 KG Carton weight: 30.5 LB 13.83 KG Carton volume: 18.25 FT³ 0.51 MT³</p>	Polypropylene seat & back. Stacks 12 high on floor.		List price												
		6631	467												
		OVERALL DIMENSIONS			SEAT DIMENSIONS			BACK DIMENSIONS							
		W	D	H	W	D	H	W	H						
IN 20.75	23.5	45	18	17.5	29.5	18	16								
MM 527	597	1143	457	445	749	457	406								
		RTA 00	2 per carton (pricing and specifications are for one chair)												
 <p>Bar Stool w/Arms COM: 0.75 YD 0.69 M Unit weight: 28 LB 12.7 KG Carton weight: 31 LB 14.06 KG Carton volume: 21.5 FT³ 0.6 MT³</p>	Upholstered seat/polypropylene back. Stacks 5 high on floor.		1	2	3	4	5	6	7	8	9	10	11	12	
		6632	641	665	685	709	747	782	817	848	886	922	971	1040	
		OVERALL DIMENSIONS			SEAT DIMENSIONS			BACK DIMENSIONS							
		W	D	H	W	D	H	W	H						
IN 25.5	23.5	45	18	17.5	30	18	15.5								
MM 648	597	1143	457	445	762	457	394								
		RTA 00	2 per carton (pricing and specifications are for one chair)												
 <p>Armless Bar Stool COM: 0.75 YD 0.69 M Unit weight: 27 LB 12.3 KG Carton weight: 31.5 LB 14.29 KG Carton volume: 18.25 FT³ 0.51 MT³</p>	Upholstered seat/polypropylene back. Stacks 5 high on floor.		1	2	3	4	5	6	7	8	9	10	11	12	
		6633	565	589	609	633	671	706	741	772	810	846	895	964	
		OVERALL DIMENSIONS			SEAT DIMENSIONS			BACK DIMENSIONS							
		W	D	H	W	D	H	W	H						
IN 20.75	23.5	45	18	17.5	30	18	15.5								
MM 527	597	1143	457	445	762	457	394								
		RTA 00	2 per carton (pricing and specifications are for one chair)												
 <p>Bar Stool w/Arms COM: 0.75 YD 0.69 M Unit weight: 28.5 LB 13 KG Carton weight: 31.5 LB 14.29 KG Carton volume: 21.5 FT³ 0.6 MT³</p>	Upholstered seat & back. Stacks 3 high on floor.		1	2	3	4	5	6	7	8	9	10	11	12	
		6637	693	717	737	761	799	834	869	900	938	974	1023	1092	
		OVERALL DIMENSIONS			SEAT DIMENSIONS			BACK DIMENSIONS							
		W	D	H	W	D	H	W	H						
IN 25.5	23.5	45	18	17	30	18	15.5								
MM 648	597	1143	457	432	762	457	394								
		RTA 00	2 per carton (pricing and specifications are for one chair)												
 <p>Armless Bar Stool COM: 0.75 YD 0.69 M Unit weight: 27.5 LB 12.5 KG Carton weight: 32 LB 14.51 KG Carton volume: 18.25 FT³ 0.51 MT³</p>	Upholstered seat & back. Stacks 3 high on floor.		1	2	3	4	5	6	7	8	9	10	11	12	
		6638	620	644	664	688	726	761	796	827	865	901	950	1019	
		OVERALL DIMENSIONS			SEAT DIMENSIONS			BACK DIMENSIONS							
		W	D	H	W	D	H	W	H						
IN 20.75	23.5	45	18	17	30	18	15.5								
MM 527	597	1143	457	432	762	457	394								
		RTA 00	2 per carton (pricing and specifications are for one chair)												

DESCRIPTION	FEATURES	MODEL#	STANDARD TEXTILE GRADES											
 <p>Counter Stool w/Arms COM: N/A Unit weight: 22 LB 10 KG Carton weight: 25 LB 11.34 KG Carton volume: 21.5 FT³ 0.6 MT³</p>	<p>Polypropylene seat & back. Stacks 5 high on floor.</p>	6660	List price											
			504											
			OVERALL DIMENSIONS			SEAT DIMENSIONS			BACK DIMENSIONS					
			W	D	H	W	D	H	W	H				
IN	25.5	23.5	39.5	18	17.5	24	18	16						
MM	648	597	1003	457	445	610	457	406						
<p>RTA 00 2 per carton (pricing and specifications are for one chair)</p>														
 <p>Armless Counter Stool COM: N/A Unit weight: 21 LB 9.5 KG Carton weight: 25.5 LB 11.57 KG Carton volume: 18.25 FT³ 0.51 MT³</p>	<p>Polypropylene seat & back. Stacks 12 high on floor.</p>	6661	List price											
			431											
			OVERALL DIMENSIONS			SEAT DIMENSIONS			BACK DIMENSIONS					
			W	D	H	W	D	H	W	H				
IN	20.75	23.5	39.5	18	17.5	24	18	16						
MM	527	597	1003	457	445	610	457	406						
<p>RTA 00 2 per carton (pricing and specifications are for one chair)</p>														
 <p>Counter Stool w/Arms COM: 0.75 YD 0.69 M Unit weight: 23 LB 10.5 KG Carton weight: 26 LB 11.79 KG Carton volume: 21.5 FT³ 0.6 MT³</p>	<p>Upholstered seat/polypropylene back. Stacks 5 high on floor.</p>	6662	1 2 3 4 5 6 7 8 9 10 11 12											
			606 630 650 674 712 747 782 813 851 887 936 1005											
			OVERALL DIMENSIONS			SEAT DIMENSIONS			BACK DIMENSIONS					
			W	D	H	W	D	H	W	H				
IN	25.5	23.5	39.5	18	17.5	24.5	18	15.5						
MM	648	597	1003	457	445	622	457	394						
<p>RTA 00 2 per carton (pricing and specifications are for one chair)</p>														
 <p>Armless Counter Stool COM: 0.75 YD 0.69 M Unit weight: 22 LB 10 KG Carton weight: 26.5 LB 12.02 KG Carton volume: 18.25 FT³ 0.51 MT³</p>	<p>Upholstered seat/polypropylene back. Stacks 5 high on floor.</p>	6663	1 2 3 4 5 6 7 8 9 10 11 12											
			532 556 576 600 638 673 708 739 777 813 862 931											
			OVERALL DIMENSIONS			SEAT DIMENSIONS			BACK DIMENSIONS					
			W	D	H	W	D	H	W	H				
IN	20.75	23.5	39.5	18	17.5	24.5	18	15.5						
MM	527	597	1003	457	445	622	457	394						
<p>RTA 00 2 per carton (pricing and specifications are for one chair)</p>														
 <p>Counter Stool w/Arms COM: 0.75 YD 0.69 M Unit weight: 23.5 LB 10.7 KG Carton weight: 26.5 LB 12.02 KG Carton volume: 21.5 FT³ 0.6 MT³</p>	<p>Upholstered seat & back. Stacks 3 high on floor.</p>	6667	1 2 3 4 5 6 7 8 9 10 11 12											
			655 679 699 723 761 796 831 862 900 936 985 1054											
			OVERALL DIMENSIONS			SEAT DIMENSIONS			BACK DIMENSIONS					
			W	D	H	W	D	H	W	H				
IN	25.5	23.5	39.5	18	17	24.5	18	15.5						
MM	648	597	1003	457	432	622	457	394						
<p>RTA 00 2 per carton (pricing and specifications are for one chair)</p>														

DESCRIPTION	FEATURES	MODEL#	STANDARD TEXTILE GRADES														
			1	2	3	4	5	6	7	8	9	10	11	12			
 <p>Armless Counter Stool COM: 0.75 YD 0.69 M Unit weight: 22.5 LB 10.2 KG Carton weight: 25.5 LB 11.57 KG Carton volume: 17.5 FT³ 0.49 MT³</p>	<p>Upholstered seat & back. Stacks 3 high on floor.</p>	6668	584	608	628	652	690	725	760	791	829	865	914	983			
			OVERALL DIMENSIONS			SEAT DIMENSIONS			BACK DIMENSIONS								
			W	D	H	W	D	H	W	H							
			IN 20.75 MM 527	23.5 597	39.5 1003	18 457	17 432	24.5 622	18 457	15.5 394							
		RTA 00	2 per carton (pricing and specifications are for one chair)														
 <p>Task w/Arms and Tablet COM: N/A Unit weight: 33 LB 15 KG Carton weight: 40 LB 18.14 KG Carton volume: 15.75 FT³ 0.44 MT³</p>	 <p>ADJUSTMENTS (2) Pneumatic seat height</p>	6720TR 6720TL	List price														
						872											
			OVERALL DIMENSIONS			SEAT DIMENSIONS			BACK DIMENSIONS								
			W	D	H	W	D	H	W	H							
IN 26.5 MM 673	25.5 648	33.25 845	18 457	17.5 445	14.5-19.5 368-495	18 457	16 406										
		RTA 00	1 per carton														
 <p>Task Armless w/Tablet COM: N/A Unit weight: 32 LB 14.5 KG Carton weight: 39 LB 17.69 KG Carton volume: 15.75 FT³ 0.44 MT³</p>	 <p>ADJUSTMENTS (2) Pneumatic seat height</p>	6721TR 6721TL	List price														
						798											
			OVERALL DIMENSIONS			SEAT DIMENSIONS			BACK DIMENSIONS								
			W	D	H	W	D	H	W	H							
IN 23.5 MM 597	25.5 648	33.25 845	18 457	17.5 445	14.5-19.5 368-495	18 457	16 406										
		RTA 00	1 per carton														
 <p>Task w/Arms and Tablet COM: 0.75 YD 0.69 M Unit weight: 34 LB 15.5 KG Carton weight: 41 LB 18.6 KG Carton volume: 15.75 FT³ 0.44 MT³</p>	 <p>ADJUSTMENTS (2) Pneumatic seat height</p>	6722TR 6722TL	1	2	3	4	5	6	7	8	9	10	11	12			
						970 994 1014 1038 1076 1111 1146 1177 1215 1251 1300 1369											
			OVERALL DIMENSIONS			SEAT DIMENSIONS			BACK DIMENSIONS								
			W	D	H	W	D	H	W	H							
IN 26.5 MM 673	25.5 648	33.25 845	18 457	17.5 445	14.5-19.5 368-495	18 457	16 406										
		RTA 00	1 per carton														
 <p>Task Armless w/Tablet COM: 0.75 YD 0.69 M Unit weight: 34 LB 15.5 KG Carton weight: 41 LB 18.6 KG Carton volume: 15.75 FT³ 0.44 MT³</p>	 <p>ADJUSTMENTS (2) Pneumatic seat height</p>	6723TR 6723TL	1	2	3	4	5	6	7	8	9	10	11	12			
						898 922 942 966 1004 1039 1074 1105 1143 1179 1228 1297											
			OVERALL DIMENSIONS			SEAT DIMENSIONS			BACK DIMENSIONS								
			W	D	H	W	D	H	W	H							
IN 23.5 MM 597	25.5 648	33.25 845	18 457	17.5 445	14.5-19.5 368-495	18 457	16 406										
		RTA 00	1 per carton														

DESCRIPTION	FEATURES	MODEL#	STANDARD TEXTILE GRADES														
			1	2	3	4	5	6	7	8	9	10	11	12			
 <p>Task w/Arms and Tablet COM: 0.75 YD 0.69 M Unit weight: 35 LB 15.9 KG Carton weight: 42 LB 19.05 KG Carton volume: 15.75 FT³ 0.44 MT³</p>	 <p>ADJUSTMENTS (2) Pneumatic seat height</p>	Upholstered seat & back. Ergonomic features: C, M Specify (L) left or (R) right tablet.	6727TR 6727TL	1024	1048	1068	1092	1130	1165	1200	1231	1269	1305	1354	1423		
			OVERALL DIMENSIONS W D H			SEAT DIMENSIONS W D H			BACK DIMENSIONS W H								
			IN	26.5	25.5	33.25	18	17	14.5-19.5	18	16						
			MM	673	648	845	457	432	368-495	457	406						
				RTA 00		1 per carton											
 <p>Task Armless w/Tablet COM: 0.75 YD 0.69 M Unit weight: 35 LB 15.9 KG Carton weight: 42 LB 19.05 KG Carton volume: 15.75 FT³ 0.44 MT³</p>	 <p>ADJUSTMENTS (2) Pneumatic seat height</p>	Upholstered seat & back. Ergonomic features: C, M Specify (L) left or (R) right tablet.	6728TR 6728TL	949	973	993	1017	1055	1090	1125	1156	1194	1230	1279	1348		
			OVERALL DIMENSIONS W D H			SEAT DIMENSIONS W D H			BACK DIMENSIONS W H								
			IN	23.5	25.5	33.25	18	17	14.5-19.5	18	16						
			MM	597	648	845	457	432	368-495	457	406						
				RTA 00		1 per carton											

ERIN



model GC36530



model GC36533



back textile

seat textile

STANDARD FEATURES

- Erin offers a streamlined silhouette brimming with mid-century modern style.
- A rounded arch gently curves around and under the seat to give extra support to user's upper back and sides, while creating an open clean out space at the back of the cushion.
- Tapered legs add style and elegance.
- Legs are available in wood or metal paint/plated finishes (noted).
- The seat underside is sealed with a non-porous material to support housekeeping and infection control protocols.
- Additional improved cleaning options include sealed seams (back and/or seat) and moisture barrier (seat). Upcharges apply.
- Assembled with tamper-resistant fasteners for greater security.
- For added comfort, seat cushions are standard with high density Ultracell foam.
- Glides are self-leveling. Choose from standard non-marking glides, rubber non-slip glides or felt glides (upcharges apply).
- Shipped fully assembled.

OPTIONAL FEATURES

Please add option codes in the following order:

- **Model number**
GC36530 Guest armless chair, wood legs
GC36531 Guest armless chair, metal legs
GC3632 Guest armchair, wood legs
GC3632 Guest armchair, metal legs
- **Sealed back seams**
(NS) No sealed back seams
(SS) Sealed back seams. Upcharges vary, see model. Add \$43.
- **Back textile**
Specify textile code.
- **Sealed seat seams**
(NS) No sealed seat seams
(SS) Sealed seat seams. Add \$17.
- **Seat textile**
Specify textile code.
- **Wood leg finish** (models GC36530 and GC36532)
(AAM) Absolute **(MWM)** Medium Walnut
(BKM) Black **(NLW)** Natural Walnut
(CJM) Charcoal Java **(ASM)** Night
(ACM) Cherry **(NBM)** Noce Biondo
(EMM) Empire Mahogany **(NGM)** Noce Grigio
(EOM) English Oak **(NEM)** Noce Leggero
(ECM) Espresso Cafe **(NMM)** Noce Medio
(TFM) Fruitwood **(SBM)** Sandy Beach
(HGM) Gray **(SKM)** Shaker Cherry
(HOM) Harvest Oak **(SOM)** Silver Oak
(AHM) Honey **(TWM)** Walnut
(JOM) Jet Onyx **(WTM)** WC Cream
(LHM) Light Honey **(WHM)** White
(TMM) Mahogany **(WCM)** Winter Cherry
(AVM) Maple
- **Metal leg finish** (models GC36531 and GC36533)
(CHM) Chrome **(TTU)** Tungsten
(TBL) Black **(TKA)** Kalua
(TLA) Latte **(TMO)** Mocha
(TSH) Shadow **(TOA)** Toast
- **Glides**
(NM) Non-marking glides. No upcharge
(RG) Rubber, non-slip glides. Add \$43.
(FG) Felt glides. Add \$43.
- **Moisture barrier**
(NB) No moisture barrier. No upcharge.
(MB) Moisture barrier (seat only). Add \$81.

EXAMPLE ERIN ORDER CODE:

GC36530	NS	CE90	NS	CE90	AAM	NM	NB
Model #	Sealed back seams	Back textile	Sealed seat seams	Seat textile	Leg finish	Glides	Moisture barrier

DESCRIPTION

MODEL# / FEATURES

STANDARD TEXTILE GRADES



Armless Guest Chair, Wood Legs

Active weight 350 lbs.




COM: 2.75 YD | 2.51 M
Unit weight: 23.5 LB | 10.7 KG
Carton weight: 32.5 LB | 14.74 KG
Carton volume: 13.25 FT³ | 0.37 MP³

	COM	2	3	4	5	6	7	8	9	10	11	12
GC36530	1509	1597	1671	1757	1897	2026	2155	2268	2408	2540	2719	2972

	OVERALL DIMENSIONS		SEAT DIMENSIONS			BACK DIMENSIONS	
	W	D	H	W	D	H	WH
IN	24	22.25	34	19	18	19	15
MM	610	565	864	483	457	483	381
							15.5
							394

RTA 00

1 per carton

DESCRIPTION	MODEL# / FEATURES	STANDARD TEXTILE GRADES												
		COM	2	3	4	5	6	7	8	9	10	11	12	
 <p>Armless Guest Chair, Metal Legs</p> <p>COM: 2.75 YD 2.51 M Unit weight: 25.5 LB 11.6 KG Carton weight: 34.5 LB 15.65 KG Carton volume: 13.25 FT³ 0.37 MT³</p>	Active weight 350 lbs.	GC36531	1428	1516	1590	1676	1816	1945	2074	2187	2327	2459	2638	2891
		OVERALL DIMENSIONS			SEAT DIMENSIONS			BACK DIMENSIONS						
		W		D	H		W	D	H		WH			
		IN	24	22.25	34	19	18	19	15	15.5				
		MM	610	565	864	483	457	483	381	394				
		RTA 00	1 per carton											
 <p>Guest Armchair, Wood Legs</p> <p>COM: 2.75 YD 2.51 M Unit weight: 24 LB 10.9 KG Carton weight: 33 LB 14.97 KG Carton volume: 13.25 FT³ 0.37 MT³</p>	Active weight 350 lbs.	GC36532	1509	1597	1671	1757	1897	2026	2155	2268	2408	2540	2719	2972
		OVERALL DIMENSIONS			SEAT DIMENSIONS			BACK DIMENSIONS						
		W		D	H		W	D	H		WH			
		IN	24	22	34.25	19	18.5	18.5	17	15.75				
		MM	610	559	870	483	470	470	432	400				
		RTA 00	1 per carton											
 <p>Guest Armchair, Metal Legs</p> <p>COM: 2.75 YD 2.51 M Unit weight: 26 LB 11.8 KG Carton weight: 35 LB 15.88 KG Carton volume: 13.25 FT³ 0.37 MT³</p>	Active weight 350 lbs.	GC36533	1428	1516	1590	1676	1816	1945	2074	2187	2327	2459	2638	2891
		OVERALL DIMENSIONS			SEAT DIMENSIONS			BACK DIMENSIONS						
		W		D	H		W	D	H		WH			
		IN	24	22	34.25	19	18.5	18.5	17	15.75				
		MM	610	559	870	483	470	470	432	400				
		RTA 00	1 per carton											

MARCHE



model 8624 (BCH)








model 8621 (CHM)





STANDARD FEATURES

- A contemporary wood seating series.
- Legs are standard in Black with Black non-marking glides.
- Does not stack.
- Upholstery options: fabric, vinyl or leather. Vinyl and leather models may feature stitch detail across the seat and/or back cushions, if applicable.

OPTIONAL FEATURES

- Wood backs are available in Absolute (AAM), Black (BKM), Cherry (ACM), Cream (WTM), Espresso Cafe (ECM), English Oak (EOM), Fruitwood (TFM), Gray (HGM), Honey (AHM), Mahogany (TMM), Maple (AVM), Medium Walnut (MWM), Night (ASM), Noce Biondo (NBM), Noce Grigio (NGM), Noce Leggero (NEM), Noce Medio (NMM), Shaker Cherry (SKM), Walnut (TWM), White (WHM) and Winter Cherry (WCM). Please specify.
- Optional leg finishes are available: (TTU) Tungsten. No upcharge. (CHM) Chrome. Add \$59. (BCH) Brushed Chrome. Add \$59.

DESCRIPTION	FEATURES	MODEL #	STANDARD TEXTILE GRADES														
			1	2	3	4	5	6	7	8	9	10	11	12			
 <p>Side Chair w/Open Wood Back COM: 1 YD 0.91 M Unit weight: 20 LB 9.1 KG Carton weight: 27 LB 12.25 KG Carton volume: 11.25 FT³ 0.31 MT³</p>	Does not stack.	8621	913	945	972	1003	1054	1101	1148	1189	1240	1288	1353	1445			
			OVERALL DIMENSIONS			SEAT DIMENSIONS			BACK DIMENSIONS								
			W	D	H	W	D	H	W	H							
			IN 20	21	31.5	19	16.5	19	19	12.5							
			MM 508	533	800	483	419	483	483	318							
		RTA 00	1 per carton														
 <p>Side Chair w/Closed Upholstered Wood Back COM: 2.25 YD 2.06 M Unit weight: 20 LB 9.1 KG Carton weight: 27 LB 12.25 KG Carton volume: 11.25 FT³ 0.31 MT³</p>	Does not stack.	8622	969	1041	1102	1172	1286	1392	1498	1590	1705	1813	1959	2166			
			OVERALL DIMENSIONS			SEAT DIMENSIONS			BACK DIMENSIONS								
			W	D	H	W	D	H	W	H							
			IN 20	21	31.5	19	16.5	19	19	12.5							
			MM 508	533	800	483	419	483	483	318							
		RTA 00	1 per carton														
 <p>Side Chair w/Closed Wood Back COM: 1 YD 0.91 M Unit weight: 20 LB 9.1 KG Carton weight: 27 LB 12.25 KG Carton volume: 11.25 FT³ 0.31 MT³</p>	Does not stack.	8624	913	945	972	1003	1054	1101	1148	1189	1240	1288	1353	1445			
			OVERALL DIMENSIONS			SEAT DIMENSIONS			BACK DIMENSIONS								
			W	D	H	W	D	H	W	H							
			IN 20	21	31.5	19	16.5	19	19	12.5							
			MM 508	533	800	483	419	483	483	318							
		RTA 00	1 per carton														
 <p>Counter Stool w/Open Wood Back COM: 1 YD 0.91 M Unit weight: 25 LB 11.4 KG Carton weight: 32 LB 14.51 KG Carton volume: 13 FT³ 0.36 MT³</p>	Does not stack.	8621S26	1217	1249	1276	1307	1358	1405	1452	1493	1544	1592	1657	1749			
			OVERALL DIMENSIONS			SEAT DIMENSIONS			BACK DIMENSIONS								
			W	D	H	W	D	H	W	H							
			IN 20	21	38.5	19	16.5	26	19	12.5							
			MM 508	533	978	483	419	660	483	318							
		RTA 00	1 per carton														
 <p>Counter Stool w/Closed Upholstered Wood Back COM: 2.25 YD 2.06 M Unit weight: 25 LB 11.4 KG Carton weight: 32 LB 14.51 KG Carton volume: 13 FT³ 0.36 MT³</p>	Does not stack.	8622S26	1269	1341	1402	1472	1586	1692	1798	1890	2005	2113	2259	2466			
			OVERALL DIMENSIONS			SEAT DIMENSIONS			BACK DIMENSIONS								
			W	D	H	W	D	H	W	H							
			IN 20	21	38.5	19	16.5	26	19	12.5							
			MM 508	533	978	483	419	660	483	318							
		RTA 00	1 per carton														

DESCRIPTION	FEATURES	MODEL #	STANDARD TEXTILE GRADES											
			1	2	3	4	5	6	7	8	9	10	11	12
 Counter Stool w/Closed Wood Back COM: 1 YD 0.91 M Unit weight: 25 LB 11.4 KG Carton weight: 32 LB 14.51 KG Carton volume: 13 FT³ 0.36 MT³	Does not stack.	8624S26	1217	1249	1276	1307	1358	1405	1452	1493	1544	1592	1657	1749
			OVERALL DIMENSIONS			SEAT DIMENSIONS			BACK DIMENSIONS					
			W	D	H	W	D	H	W	H				
			IN 20	21	38.5	19	16.5	26	19	12.5				
			MM 508	533	978	483	419	660	483	318				
		RTA 00	1 per carton											
 Barstool w/Open Wood Back COM: 1 YD 0.91 M Unit weight: 30 LB 13.6 KG Carton weight: 38 LB 17.24 KG Carton volume: 14 FT³ 0.39 MT³	Does not stack.	8621S30	1217	1249	1276	1307	1358	1405	1452	1493	1544	1592	1657	1749
			OVERALL DIMENSIONS			SEAT DIMENSIONS			BACK DIMENSIONS					
			W	D	H	W	D	H	W	H				
			IN 20	21	42.5	19	16.5	30	19	12.5				
			MM 508	533	1080	483	419	762	483	318				
		RTA 00	1 per carton											
 Barstool w/Closed Upholstered Wood Back COM: 2.25 YD 2.06 M Unit weight: 30 LB 13.6 KG Carton weight: 38 LB 17.24 KG Carton volume: 14 FT³ 0.39 MT³	Does not stack.	8622S30	1269	1341	1402	1472	1586	1692	1798	1890	2005	2113	2259	2466
			OVERALL DIMENSIONS			SEAT DIMENSIONS			BACK DIMENSIONS					
			W	D	H	W	D	H	W	H				
			IN 20	21	42.5	19	16.5	30	19	12.5				
			MM 508	533	1080	483	419	762	483	318				
		RTA 00	1 per carton											
 Barstool w/Closed Wood Back COM: 1 YD 0.91 M Unit weight: 30 LB 13.6 KG Carton weight: 38 LB 17.24 KG Carton volume: 14 FT³ 0.39 MT³	Does not stack.	8624S30	1217	1249	1165	1196	1247	1294	1341	1382	1433	1481	1546	1638
			OVERALL DIMENSIONS			SEAT DIMENSIONS			BACK DIMENSIONS					
			W	D	H	W	D	H	W	H				
			IN 20	21	42.5	19	16.5	30	19	12.5				
			MM 508	533	1080	483	419	762	483	318				
		RTA 00	1 per carton											

MODA



model 6961

Moda Stacking Chairs



For Moda stacking chairs, see page 23.

STANDARD FEATURES

- Moda is an upscale, classic looking multi-purpose product.
- Chairs are molded with a one-piece shell. Available in Night (BLK), Cloud (IVC) or Shadow (SHW).
- Chair frame consists of a polished aluminum chassis on four steel legs in a durable Chrome finish.
- Standard with nylon glides (N1), suitable for carpet, rubber or concrete flooring.
- Upholstery options: fabric, vinyl or leather. Vinyl and leather models may feature stitch detail across the seat and/or back cushions, if applicable.

OPTIONAL FEATURES



- All models are available with optional armcaps in Black self-skinned urethane (SSU), in Black, Clear Grey or White finish plastic, or in Butternut, Ebony or Walnut woodgrain to match leg finishes.
- Model 6961 armcaps can also be upholstered in the matching fabric, vinyl or leather.
- Adjustable swivel glides (SL) are available for uneven floors, please specify.
- Glides with felt pads (FG) are available for vinyl sheet, cork or laminate flooring, please specify. Add \$17.
- Glides with rubber pads (RG) are available for vinyl sheet, hardwood, laminate, stone or ceramic flooring, please specify. Add \$17.

Please add option codes in the following order:

- **Model number**
6960 Armchair
6961 Armchair w/upholstered seat
- **Textile**
Specify textile code for seat (model 6961 only).
- **Shell finish** (no upcharge)
(BLK) Night
(IVC) Cloud
(SHW) Shadow
- **Armcap finish**
(NC) No armcaps.
(GC) Clear Grey plastic. Add \$24.
(H3) Black plastic. Add \$24.
(H4) White plastic. Add \$24.
(SS) Black SSU. Add \$47.
(BT) Butternut woodgrain plastic. Add \$96.
(EB) Ebony woodgrain plastic. Add \$96.
(WU) Walnut woodgrain plastic. Add \$96.
- **Leg finish**
(CHM) Chrome. No upcharge.
(TBL) Black. Add \$72.
(TTU) Tungsten. Add \$72.
(BT) Butternut woodgrain. Add \$149.
(EB) Ebony woodgrain. Add \$149.
(WU) Walnut woodgrain. Add \$149.
- **Glide style** (no upcharge)
(ST) Fixed.
(SL) Adjustable swivel.
- **Glide type**
(N1) Standard nylon. No upcharge.
(FG) Felt. Add \$17.
(RG) Rubber. Add \$17.

EXAMPLE MODA FOUR-LEGGED CHAIR ORDER CODE:

6961	-HD05	-IVC	-NC	-CHM	-ST	-N1
Model #	Textile	Shell	Armcaps	Legs	Glide style	Glide type

DESCRIPTION	FEATURES	MODEL #	STANDARD TEXTILE GRADES												
 <p>Four-Legged Armchair COM: N/A Unit weight: 16 LB 7.3 KG Carton weight: 25 LB 11.34 KG Carton volume: 17.5 FT³ 0.49 MT³</p>	Polypropylene seat & back.	List price													
		6960	690												
					OVERALL DIMENSIONS			SEAT DIMENSIONS			BACK DIMENSIONS				
			W	D	H	W	D	H	W	H					
			IN 25	25	31	20.5	18	16	20	15					
			MM 635	635	787	521	457	406	508	381					
			RTA 00		1 per carton										
			1 2 3 4 5 6 7 8 9 10 11 12												
			6961	812	836	856	880	918	953	988	1019	1057	1093	1142	1211
 <p>Four-Legged Armchair COM: 0.75 YD 0.69 M Unit weight: 19 LB 8.6 KG Carton weight: 28 LB 12.7 KG Carton volume: 17.5 FT³ 0.49 MT³</p>	Upholstered seat/polypropylene back.	List price													
					OVERALL DIMENSIONS			SEAT DIMENSIONS			BACK DIMENSIONS				
					W	D	H	W	D	H	W	H			
			IN 25	25	31	20.5	18	16.5	20	14.5					
			MM 635	635	787	521	457	419	508	368					
			RTA 00		1 per carton										

MODA



model 6962

Moda Four-Legged Chairs



For Moda four-legged chairs, please see page 22.

STANDARD FEATURES

- Moda is an upscale, classic looking multi-purpose product.
- Chairs are molded with a one-piece shell. Available in Night (BLK), Cloud (IVC) or Shadow (SHW).
- Chair frame consists of 0.5" diameter solid steel rod available exclusively in a durable Chrome finish.
- Chairs can be ganged together using ganging clamp set 6970, providing min. 0.25" space between chairs.
- Standard with shell-matching nylon glides (N1), suitable for carpet, rubber or concrete flooring.
- Upholstery options: fabric, vinyl or leather. Vinyl and leather models may feature stitch detail across the seat and/or back cushions, if applicable.

OPTIONAL FEATURES

- All models are available with optional armcaps in Black self-skinned urethane (SSU), or in Black, Clear Grey or White finish plastic.
- Model 6963 armcaps can also be upholstered in the matching fabric, vinyl or leather.
- Glides with felt pads (FG) are available for vinyl sheet, cork or laminate flooring, please specify. Add \$17.
- Glides with rubber pads (RG) are available for vinyl sheet, hardwood, laminate, stone or ceramic flooring, please specify. Add \$17.

Please add option codes in the following order:

- **Model number**
6962 Armchair
6963 Armchair w/upholstered seat
- **Textile**
Specify textile code for seat (model 6963 only).
- **Shell finish** (no upcharge)
(BLK) Night
(IVC) Cloud
(SHW) Shadow
- **Glides**
(N1) Standard nylon. No upcharge.
(FG) Felt. Add \$17.
(RG) Rubber. Add \$17.
- **Armcap finish**
(NC) No armcaps.
(SS) Black SSU. Add \$47.
(GC) Clear Grey plastic. Add \$24.
(H3) Black plastic. Add \$24.
(H4) White plastic. Add \$24.

EXAMPLE MODA STACKING CHAIR ORDER CODE:

6963	-HD05	-IVC	-N1	-NC
Model #	Textile	Shell	Glides	Armcaps

DESCRIPTION	FEATURES	MODEL #	STANDARD TEXTILE GRADES																																																																							
<p>Armchair, Sled Base COM: N/A Unit weight: 16 LB 7.3 KG Carton weight: 20.5 LB 9.3 KG Carton volume: 17.5 FT³ 0.49 MT³</p>	<p>Polypropylene seat & back.</p> <p>Stacks 5 high on floor. Stacks 14 high on dolly.</p>	List price																																																																								
		6962	596																																																																							
				<table border="1"> <thead> <tr> <th rowspan="2"></th> <th colspan="3">OVERALL DIMENSIONS</th> <th colspan="3">SEAT DIMENSIONS</th> <th colspan="2">BACK DIMENSIONS</th> </tr> <tr> <th>W</th> <th>D</th> <th>H</th> <th>W</th> <th>D</th> <th>H</th> <th>W</th> <th>H</th> </tr> </thead> <tbody> <tr> <td>IN</td> <td>25</td> <td>25</td> <td>31</td> <td>20.5</td> <td>18</td> <td>16</td> <td>20</td> <td>15</td> </tr> <tr> <td>MM</td> <td>635</td> <td>635</td> <td>787</td> <td>521</td> <td>457</td> <td>406</td> <td>508</td> <td>381</td> </tr> </tbody> </table>				OVERALL DIMENSIONS			SEAT DIMENSIONS			BACK DIMENSIONS		W	D	H	W	D	H	W	H	IN	25	25	31	20.5	18	16	20	15	MM	635	635	787	521	457	406	508	381	<table border="1"> <thead> <tr> <th>RTA 00</th> <th>1</th> <th>2</th> <th>3</th> <th>4</th> <th>5</th> <th>6</th> <th>7</th> <th>8</th> <th>9</th> <th>10</th> <th>11</th> <th>12</th> </tr> </thead> <tbody> <tr> <td>6963</td> <td>716</td> <td>740</td> <td>760</td> <td>784</td> <td>822</td> <td>857</td> <td>892</td> <td>923</td> <td>961</td> <td>997</td> <td>1046</td> <td>1115</td> </tr> </tbody> </table>									RTA 00	1	2	3	4	5	6	7	8	9	10	11	12	6963	716	740	760	784	822	857	892	923	961	997
	OVERALL DIMENSIONS			SEAT DIMENSIONS				BACK DIMENSIONS																																																																		
	W	D	H	W	D	H	W	H																																																																		
IN	25	25	31	20.5	18	16	20	15																																																																		
MM	635	635	787	521	457	406	508	381																																																																		
RTA 00	1	2	3	4	5	6	7	8	9	10	11	12																																																														
6963	716	740	760	784	822	857	892	923	961	997	1046	1115																																																														
<p>Armchair, Sled Base COM: 0.75 YD 0.69 M Unit weight: 19 LB 8.6 KG Carton weight: 23.5 LB 10.66 KG Carton volume: 17.5 FT³ 0.49 MT³</p>	<p>Upholstered seat/polypropylene back.</p> <p>Stacks 4 high on floor. Stacks 8 high on dolly.</p>	List price																																																																								
		6963	596																																																																							
				<table border="1"> <thead> <tr> <th rowspan="2"></th> <th colspan="3">OVERALL DIMENSIONS</th> <th colspan="3">SEAT DIMENSIONS</th> <th colspan="2">BACK DIMENSIONS</th> </tr> <tr> <th>W</th> <th>D</th> <th>H</th> <th>W</th> <th>D</th> <th>H</th> <th>W</th> <th>H</th> </tr> </thead> <tbody> <tr> <td>IN</td> <td>25</td> <td>25</td> <td>31</td> <td>20.5</td> <td>18</td> <td>16.5</td> <td>20</td> <td>14.5</td> </tr> <tr> <td>MM</td> <td>635</td> <td>635</td> <td>787</td> <td>521</td> <td>457</td> <td>419</td> <td>508</td> <td>368</td> </tr> </tbody> </table>				OVERALL DIMENSIONS			SEAT DIMENSIONS			BACK DIMENSIONS		W	D	H	W	D	H	W	H	IN	25	25	31	20.5	18	16.5	20	14.5	MM	635	635	787	521	457	419	508	368	<table border="1"> <thead> <tr> <th>RTA 00</th> <th>1</th> <th>2</th> <th>3</th> <th>4</th> <th>5</th> <th>6</th> <th>7</th> <th>8</th> <th>9</th> <th>10</th> <th>11</th> <th>12</th> </tr> </thead> <tbody> <tr> <td>6963</td> <td>716</td> <td>740</td> <td>760</td> <td>784</td> <td>822</td> <td>857</td> <td>892</td> <td>923</td> <td>961</td> <td>997</td> <td>1046</td> <td>1115</td> </tr> </tbody> </table>									RTA 00	1	2	3	4	5	6	7	8	9	10	11	12	6963	716	740	760	784	822	857	892	923	961	997
	OVERALL DIMENSIONS			SEAT DIMENSIONS				BACK DIMENSIONS																																																																		
	W	D	H	W	D	H	W	H																																																																		
IN	25	25	31	20.5	18	16.5	20	14.5																																																																		
MM	635	635	787	521	457	419	508	368																																																																		
RTA 00	1	2	3	4	5	6	7	8	9	10	11	12																																																														
6963	716	740	760	784	822	857	892	923	961	997	1046	1115																																																														

DESCRIPTION	FEATURES	MODEL#	STANDARD TEXTILE GRADES
-------------	----------	--------	-------------------------



Medium Density Dolly

COM: N/A

Unit weight: 43 LB | 19.5 KG

Carton weight: 60 LB | 27.22 KG

Carton volume: 13.25 FT³ | 0.37 MT³

Can stack chairs up to 14 high.
For upholstered models, can stack chairs up to 8 high.

List price	
6969	923

OVERALL DIMENSIONS			SEAT DIMENSIONS			BACK DIMENSIONS	
W	D	H	W	D	H	W	H
IN 25	63	36.75	-	-	-	-	-
MM 635	1600	933	-	-	-	-	-

RTA 1	1 per carton
--------------	--------------



Ganging Clamps - Set of 2

COM: N/A

Unit weight: 0.13 LB | 0.1 KG

Carton weight: 0.3 LB | 0.14 KG

Carton volume: 0.3 FT³ | 0.01 MT³

List price	
6970	42

OVERALL DIMENSIONS			SEAT DIMENSIONS			BACK DIMENSIONS	
W	D	H	W	D	H	W	H
IN 3	1.5	0.75	-	-	-	-	-
MM 76	38	19	-	-	-	-	-

RTA 00	Pricing is for the set, specifications are for one clamp
---------------	--

POPCORN



model 6711



model 6712



Hand Hold Feature



model 6741TR



STANDARD FEATURES






- Popcorn is a high quality stacking chair, ideal for multi-purpose stack applications within corporate, government and healthcare facilities.
- Chair frame is constructed of 0.5" diameter solid steel rod available exclusively in a durable Chrome finish. There is no crossbar to interfere with feet or leg positions.
- Chairs are "wall safe". Rear legs hit the baseboard first leaving clearance between the back of the chair and the wall, saving both the chair and the wall from damage.
- Upper back features a cut-out hand hold to assist in stacking and transportation.
- Seat and back consists of a one-piece polypropylene shell for strength and ease of cleaning and disinfecting.
- Chairs can be ganged together using ganging clamp set 6626, providing no space between armchair models and 5" space between armless models.
- Chrome frame without glides is standard and suitable for cork, rubberized and carpeted floors.
- Task chairs are standard with five prong, injection molded, fiberglass reinforced nylon Black spider base and dual wheel carpet casters (**C1**).
- Standard tablet (**DB**) size is 18"D x 14.5"W and is made of Black polymer. Tablets are attached at the left or right (as seated) of the task chair.
- Upholstery options: fabric, vinyl or leather. Vinyl and leather models may feature stitch detail across the seat and/or back cushions, if applicable.
- Upholstered models are equipped with a smooth Black shroud underneath the seat to help prevent frame imprints on the lower chair while stacked.






OPTIONAL FEATURES

- Polypropylene shell and coordinating arms are available in 14 designer colors: Buzz Blue (BZB), Cactus (CCT), Carrot (CRO), Cloud (IVC), Dijon (DJN), Eggplant (EGP), Fog (FOG), Frost (FRO), Ink (INK), Latte (LAB), Night (BLK), Sand (SND), Scarlet (SAR) and Shadow (SHW). Please specify.
- An optional 18.5"D x 18.5"W high pressure laminate writing tablet is available. The core is hardwood veneer plywood with a radiused edge and finished in clear lacquer. This writing tablet is offered in the following finishes: Black (BLK), Clear Maple (CMB), Designer White (DWT) and Noce Grigio (NGL). Please specify. Add \$68.
- For hard surface flooring casters on task chairs, please specify (**C9R**). Add \$21.
- A selection of glide options is available. Glides must be chosen to best suit flooring type and site conditions. For more information, please refer to the glide section (page 163).
- Clear polycarbonate glides (**CG**) are available for carpet, rubber or concrete flooring, please specify. Add \$9.
- Glides with stainless steel pads (**SG**) are available for carpet or rubber flooring, please specify. Add \$19.
- Glides with felt pads (**FG**) are available for vinyl sheet, cork or laminate flooring, please specify. Add \$19.
- Glides with rubber pads (**RG**) are available for vinyl, hardwood, laminate, stone or ceramic flooring, please specify. Add \$19.

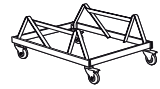
	Popcorn Chair Stacking Capability		Popcorn Stool Stacking Capability	
	Stacking on floor	Stacking on dolly	Stacking on floor	Stacking on dolly
Armless				
Polypropylene seat	up to 10 high	up to 34 high	up to 8 high	N/A
Upholstered seat	up to 8 high	up to 15 high	up to 8 high	N/A
With Arms				
Polypropylene seat	up to 10 high	up to 34 high	up to 8 high	N/A
Upholstered seat	up to 8 high	up to 15 high	up to 8 high	N/A

DESCRIPTION	FEATURES	MODEL #	STANDARD TEXTILE GRADES																																					
 <p>Armchair COM: N/A Unit weight: 21 LB 9.5 KG Carton weight: 23.5 LB 10.66 KG Carton volume: 23 FT³ 0.65 MT³</p>	<p>Polypropylene seat & back.</p> <p>Stacks 10 high on floor. Stacks 34 high on dolly.</p>	<p>6710</p>	List price																																					
			502																																					
			<table border="1"> <thead> <tr> <th rowspan="2"></th> <th colspan="3">OVERALL DIMENSIONS</th> <th colspan="3">SEAT DIMENSIONS</th> <th colspan="2">BACK DIMENSIONS</th> </tr> <tr> <th>W</th> <th>D</th> <th>H</th> <th>W</th> <th>D</th> <th>H</th> <th>W</th> <th>H</th> </tr> </thead> <tbody> <tr> <td>IN</td> <td>24.5</td> <td>23.5</td> <td>32.5</td> <td>18</td> <td>18</td> <td>16.5</td> <td>19.5</td> <td>16</td> </tr> <tr> <td>MM</td> <td>622</td> <td>597</td> <td>826</td> <td>457</td> <td>457</td> <td>419</td> <td>495</td> <td>406</td> </tr> </tbody> </table>							OVERALL DIMENSIONS			SEAT DIMENSIONS			BACK DIMENSIONS		W	D	H	W	D	H	W	H	IN	24.5	23.5	32.5	18	18	16.5	19.5	16	MM	622	597	826	457	457
	OVERALL DIMENSIONS			SEAT DIMENSIONS			BACK DIMENSIONS																																	
	W	D	H	W	D	H	W	H																																
IN	24.5	23.5	32.5	18	18	16.5	19.5	16																																
MM	622	597	826	457	457	419	495	406																																
 <p>Armless Chair COM: N/A Unit weight: 15 LB 6.8 KG Carton weight: 17.25 LB 7.82 KG Carton volume: 17 FT³ 0.48 MT³</p>	<p>Polypropylene seat & back.</p> <p>Stacks 10 high on floor. Stacks 34 high on dolly.</p>	<p>6711</p>	List price																																					
			223																																					
			<table border="1"> <thead> <tr> <th rowspan="2"></th> <th colspan="3">OVERALL DIMENSIONS</th> <th colspan="3">SEAT DIMENSIONS</th> <th colspan="2">BACK DIMENSIONS</th> </tr> <tr> <th>W</th> <th>D</th> <th>H</th> <th>W</th> <th>D</th> <th>H</th> <th>W</th> <th>H</th> </tr> </thead> <tbody> <tr> <td>IN</td> <td>20</td> <td>23.5</td> <td>32.5</td> <td>18</td> <td>18</td> <td>16.5</td> <td>19.5</td> <td>16</td> </tr> <tr> <td>MM</td> <td>508</td> <td>597</td> <td>826</td> <td>457</td> <td>457</td> <td>419</td> <td>495</td> <td>406</td> </tr> </tbody> </table>							OVERALL DIMENSIONS			SEAT DIMENSIONS			BACK DIMENSIONS		W	D	H	W	D	H	W	H	IN	20	23.5	32.5	18	18	16.5	19.5	16	MM	508	597	826	457	457
	OVERALL DIMENSIONS			SEAT DIMENSIONS			BACK DIMENSIONS																																	
	W	D	H	W	D	H	W	H																																
IN	20	23.5	32.5	18	18	16.5	19.5	16																																
MM	508	597	826	457	457	419	495	406																																

DESCRIPTION	FEATURES	MODEL#	STANDARD TEXTILE GRADES											
			1	2	3	4	5	6	7	8	9	10	11	12
 <p>Armchair COM: 0.75 YD 0.69 M Unit weight: 22 LB 10 KG Carton weight: 25.25 LB 11.45 KG Carton volume: 26.75 FT³ 0.75 MT³</p>	Upholstered seat/polypropylene back. Stacks 8 high on floor. Stacks 15 high on dolly.	6712	397	421	441	465	503	538	573	604	642	678	727	796
			OVERALL DIMENSIONS			SEAT DIMENSIONS			BACK DIMENSIONS					
			W	D	H	W	D	H	W	H				
			IN 24.5	23.5	32.5	18	18	17	19.5	15.5				
			MM 622	597	826	457	457	432	495	394				
			RTA 00 4 per carton (pricing and specifications are for one chair)											
 <p>Armless Chair COM: 0.75 YD 0.69 M Unit weight: 16 LB 7.3 KG Carton weight: 19.25 LB 8.73 KG Carton volume: 19.25 FT³ 0.54 MT³</p>	Upholstered seat/polypropylene back. Stacks 8 high on floor. Stacks 15 high on dolly.	6713	317	341	361	385	423	458	493	524	562	598	647	716
			OVERALL DIMENSIONS			SEAT DIMENSIONS			BACK DIMENSIONS					
			W	D	H	W	D	H	W	H				
			IN 20	23.5	32.5	18	18	17	19.5	15.5				
			MM 508	597	826	457	457	432	495	394				
			RTA 00 4 per carton (pricing and specifications are for one chair)											
 <p>Bar Stool w/Arms COM: N/A Unit weight: 25 LB 11.4 KG Carton weight: 29.5 LB 13.38 KG Carton volume: 18.25 FT³ 0.51 MT³</p>	Polypropylene seat & back. Stacks 8 high on floor.	List price												
		6710BS	499											
		OVERALL DIMENSIONS			SEAT DIMENSIONS			BACK DIMENSIONS						
		W	D	H	W	D	H	W	H					
		IN 24.5	25.5	44.5	18	18	29	19.5	16					
MM 622	648	1130	457	457	737	495	406							
			RTA 00 2 per carton (pricing and specifications are for one chair)											
 <p>Counter Stool w/Arms COM: N/A Unit weight: 20 LB 9.1 KG Carton weight: 25.25 LB 11.45 KG Carton volume: 24 FT³ 0.67 MT³</p>	Polypropylene seat & back. Stacks 8 high on floor.	List price												
		6710CS	468											
		OVERALL DIMENSIONS			SEAT DIMENSIONS			BACK DIMENSIONS						
		W	D	H	W	D	H	W	H					
		IN 24.5	25.5	40.5	18	18	24	19.5	16					
MM 622	648	1029	457	457	610	495	406							
			RTA 00 2 per carton (pricing and specifications are for one chair)											
 <p>Armless Bar Stool COM: N/A Unit weight: 23 LB 10.5 KG Carton weight: 27.5 LB 12.47 KG Carton volume: 18.25 FT³ 0.51 MT³</p>	Polypropylene seat & back. Stacks 8 high on floor.	List price												
		6711BS	418											
		OVERALL DIMENSIONS			SEAT DIMENSIONS			BACK DIMENSIONS						
		W	D	H	W	D	H	W	H					
		IN 20	25.5	44.5	18	18	29	19.5	16					
MM 508	648	1130	457	457	737	495	406							
			RTA 00 2 per carton (pricing and specifications are for one chair)											

DESCRIPTION	FEATURES	MODEL#	STANDARD TEXTILE GRADES											
 <p>Armless Counter Stool COM: N/A Unit weight: 18 LB 8.2 KG Carton weight: 22.5 LB 10.21 KG Carton volume: 18.25 FT³ 0.51 MT³</p>	<p>Polypropylene seat & back. Stacks 8 high on floor.</p>	List price												
		6711CS	386											
		OVERALL DIMENSIONS			SEAT DIMENSIONS			BACK DIMENSIONS						
		IN	20	25.5	40.5	18	18	24	19.5	16				
MM	508	648	1029	457	457	610	495	406						
		RTA 00	2 per carton (pricing and specifications are for one chair)											
 <p>Bar Stool w/Arms COM: 0.75 YD 0.69 M Unit weight: 27 LB 12.3 KG Carton weight: 30 LB 13.61 KG Carton volume: 21.5 FT³ 0.6 MT³</p>	<p>Upholstered seat/polypropylene back. Stacks 8 high on floor.</p>	1 2 3 4 5 6 7 8 9 10 11 12												
		6712BS	593	617	637	661	699	734	769	800	838	874	923	992
		OVERALL DIMENSIONS			SEAT DIMENSIONS			BACK DIMENSIONS						
		IN	24.5	25.5	44.5	18	18	29.5	19.5	16				
MM	622	648	1130	457	457	749	495	406						
		RTA 00	2 per carton (pricing and specifications are for one chair)											
 <p>Counter Stool w/Arms COM: 0.75 YD 0.69 M Unit weight: 22 LB 10 KG Carton weight: 26 LB 11.79 KG Carton volume: 21.5 FT³ 0.6 MT³</p>	<p>Upholstered seat/polypropylene back. Stacks 8 high on floor.</p>	1 2 3 4 5 6 7 8 9 10 11 12												
		6712CS	562	586	606	630	668	703	738	769	807	843	892	961
		OVERALL DIMENSIONS			SEAT DIMENSIONS			BACK DIMENSIONS						
		IN	24.5	25.5	40.5	18	18	24.5	19.5	16				
MM	622	648	1029	457	457	622	495	406						
		RTA 00	2 per carton (pricing and specifications are for one chair)											
 <p>Armless Bar Stool COM: 0.75 YD 0.69 M Unit weight: 25 LB 11.4 KG Carton weight: 29.5 LB 13.38 KG Carton volume: 18.25 FT³ 0.51 MT³</p>	<p>Upholstered seat/polypropylene back. Stacks 8 high on floor.</p>	1 2 3 4 5 6 7 8 9 10 11 12												
		6713BS	514	538	558	582	620	655	690	721	759	795	844	913
		OVERALL DIMENSIONS			SEAT DIMENSIONS			BACK DIMENSIONS						
		IN	20	25.5	44.5	18	18	29.5	19.5	16				
MM	508	648	1130	457	457	749	495	406						
		RTA 00	2 per carton (pricing and specifications are for one chair)											
 <p>Armless Counter Stool COM: 0.75 YD 0.69 M Unit weight: 20 LB 9.1 KG Carton weight: 24.5 LB 11.11 KG Carton volume: 18.25 FT³ 0.51 MT³</p>	<p>Upholstered seat/polypropylene back. Stacks 8 high on floor.</p>	1 2 3 4 5 6 7 8 9 10 11 12												
		6713CS	480	504	524	548	586	621	656	687	725	761	810	879
		OVERALL DIMENSIONS			SEAT DIMENSIONS			BACK DIMENSIONS						
		IN	20	25.5	40.5	18	18	24.5	19.5	16				
MM	508	648	1029	457	457	622	495	406						
		RTA 00	2 per carton (pricing and specifications are for one chair)											

DESCRIPTION FEATURES MODEL# STANDARD TEXTILE GRADES



Medium Density Dolly
 COM: N/A
 Unit weight: 24 LB | 10.9 KG
 Carton weight: 29 LB | 13.15 KG
 Carton volume: 9 FT³ | 0.25 MT³

For upholstered models.
 Can stack chairs up to 15 high.
 Fits through standard 80" door frame.

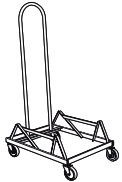
List price

6714 825

OVERALL DIMENSIONS			SEAT DIMENSIONS			BACK DIMENSIONS	
W	D	H	W	D	H	W	H

IN 23	31	18.5	-	-	-	-	-
MM 584	787	470	-	-	-	-	-

RTA 00 1 per carton



High Density Dolly
 COM: N/A
 Unit weight: 30 LB | 13.6 KG
 Carton weight: 36 LB | 16.33 KG
 Carton volume: 5.5 FT³ | 0.15 MT³

For polypropylene models.
 Can stack chairs up to 34 high.
 Fits through standard 80" door frame.

List price

6715 825

OVERALL DIMENSIONS			SEAT DIMENSIONS			BACK DIMENSIONS	
W	D	H	W	D	H	W	H

IN 21.37	31.75	51.75	-	-	-	-	-
MM 543	806	1314	-	-	-	-	-

RTA 1 1 per carton



Ganging Clamps - Set of 2
 COM: N/A
 Unit weight: 0.25 LB | 0.1 KG
 Carton weight: 0.3 LB | 0.14 KG
 Carton volume: 0.04 FT³ | 0.001 MT³

List price

6626 21

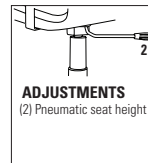
OVERALL DIMENSIONS			SEAT DIMENSIONS			BACK DIMENSIONS	
W	D	H	W	D	H	W	H

IN 1	6.5	0.75	-	-	-	-	-
MM 25	165	19	-	-	-	-	-

RTA 00 2 per carton (pricing is for the set, specifications are for one bracket)



Armless Task w/Tablet
 COM: N/A
 Unit weight: 33 LB | 15 KG
 Carton weight: 40 LB | 18.14 KG
 Carton volume: 15.75 FT³ | 0.44 MT³



Polypropylene seat & back.
 Ergonomic features: C

Specify (L) left or (R) right tablet.

List price

6741TR 734
 6741TL

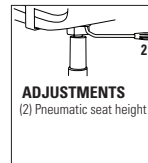
OVERALL DIMENSIONS			SEAT DIMENSIONS			BACK DIMENSIONS	
W	D	H	W	D	H	W	H

IN 24.75	26	30.5	18	18	15.5	19.5	16
MM 629	660	775	457	457	394	495	406

RTA 00 1 per carton



Armless Task w/Tablet
 COM: 0.75 YD | 0.69 M
 Unit weight: 35 LB | 15.9 KG
 Carton weight: 44 LB | 19.96 KG
 Carton volume: 17.5 FT³ | 0.49 MT³



Upholstered seat/polypropylene back.
 Ergonomic features: C

Specify (L) left or (R) right tablet.


	1	2	3	4	5	6	7	8	9	10	11	12
--	---	---	---	---	---	---	---	---	---	----	----	----

6743TR	830	854	874	898	936	971	1006	1037	1075	1111	1160	1229
6743TL												


OVERALL DIMENSIONS			SEAT DIMENSIONS			BACK DIMENSIONS	
W	D	H	W	D	H	W	H

IN 24.75	26	30.5	18	18	16	19.5	16
MM 629	660	775	457	457	406	495	406


RTA 00 1 per carton






DESCRIPTION	FEATURES	MODEL#	STANDARD TEXTILE GRADES											
			1	2	3	4	5	6	7	8	9	10	11	12
 <p>Armchair, Upholstered Seat & Poly Back COM: 0.75 YD 0.69 M Unit weight: 19.5 LB 8.9 KG Carton weight: 23.75 LB 10.77 KG Carton volume: 15.5 FT³ 0.43 MT³</p>	Stacks 5 high on floor. Stacks 10 high on dolly.	R5APUG	630	654	674	698	736	771	806	837	875	911	960	1029
		R5APUC	680	704	724	748	786	821	856	887	925	961	1010	1079
			OVERALL DIMENSIONS			SEAT DIMENSIONS			BACK DIMENSIONS					
			W	D	H	W	D	H	W	H				
			IN 26.25	20.5	32.75	19.25	17.75	18.5	18.5	14.25				
			MM 667	521	832	489	451	470	470	362				
			RTA 00	2 per carton (pricing and specifications are for one seat unit)										


List price														
R5NPPG	379													
glides														
R5NPPC	429													
casters														
			OVERALL DIMENSIONS			SEAT DIMENSIONS			BACK DIMENSIONS					
			W	D	H	W	D	H	W	H				
			IN 22	20.5	32.75	19.25	17.75	17.5	18.5	15.25				
			MM 559	521	832	489	451	445	470	387				
			RTA 00	2 per carton (pricing and specifications are for one seat unit)										

DESCRIPTION	FEATURES	MODEL#	STANDARD TEXTILE GRADES											
			1	2	3	4	5	6	7	8	9	10	11	12
 <p>Armless Chair, Poly Seat & Back COM: N/A Unit weight: 16 LB 7.3 KG Carton weight: 20 LB 9.07 KG Carton volume: 13.75 FT³ 0.38 MT³</p>	Stacks 5 high on floor. Stacks 10 high on dolly.	R5NPUG	519	543	563	587	625	660	695	726	764	800	849	918
		R5NPUC	569	593	613	637	675	710	745	776	814	850	899	968
			OVERALL DIMENSIONS			SEAT DIMENSIONS			BACK DIMENSIONS					
			W	D	H	W	D	H	W	H				
			IN 22	20.5	32.75	19.25	17.75	18.5	18.5	14.25				
			MM 559	521	832	489	451	470	470	362				
			RTA 00	2 per carton (pricing and specifications are for one seat unit)										

List price														
R6APP	518													
OVERALL DIMENSIONS														
SEAT DIMENSIONS														
BACK DIMENSIONS														
			W	D	H	W	D	H	W	H				
			IN 26.25	21.5	32.75	19.25	17.75	17.5	18.5	15.25				
			MM 667	546	832	489	451	445	470	367				
			RTA 00	2 per carton (pricing and specifications are for one seat unit)										


DESCRIPTION	FEATURES	MODEL#	STANDARD TEXTILE GRADES											
			1	2	3	4	5	6	7	8	9	10	11	12
 <p>Armchair, Upholstered Seat & Poly Back - Sled Base COM: 0.75 YD 0.69 M Unit weight: 20 LB 9.1 KG Carton weight: 24.25 LB 11 KG Carton volume: 15.5 FT³ 0.43 MT³</p>	Stacks 5 high on floor. Stacks 10 high on dolly.	R6APU	658	682	702	726	764	799	834	865	903	939	988	1057
					OVERALL DIMENSIONS			SEAT DIMENSIONS			BACK DIMENSIONS			
			W	D	H	W	D	H	W	H				
			IN 26.25	21.5	32.75	19.25	17.75	18.5	18.5	14.25				
			MM 667	546	832	489	451	470	470	362				
			RTA 00	2 per carton (pricing and specifications are for one seat unit)										

DESCRIPTION	FEATURES	MODEL#	STANDARD TEXTILE GRADES																					
 <p>Armless Chair, Poly Seat & Back - Sled Base COM: N/A Unit weight: 16 LB 7.3 KG Carton weight: 20 LB 9.07 KG Carton volume: 13.75 FT³ 0.38 MT³</p>	<p>Stacks 5 high on floor. Stacks 10 high on dolly.</p>	List price																						
		R6NPP	407																					
		OVERALL DIMENSIONS			SEAT DIMENSIONS			BACK DIMENSIONS																
		IN	22	21.5	32.75	19.25	17.75	17.5	18.5	15.25														
MM	559	546	832	489	451	445	470	387																
		RTA 00	2 per carton (pricing and specifications are for one seat unit)																					
												1	2	3	4	5	6	7	8	9	10	11	12	
												R6NPU	547	571	591	615	653	688	723	754	792	828	877	946
 <p>Armless Chair, Upholstered Seat & Poly Back - Sled Base COM: 0.75 YD 0.69 M Unit weight: 18 LB 8.2 KG Carton weight: 22 LB 9.98 KG Carton volume: 13.75 FT³ 0.38 MT³</p>	<p>Stacks 5 high on floor. Stacks 10 high on dolly.</p>	List price																						
		R6NPU	407																					
		OVERALL DIMENSIONS			SEAT DIMENSIONS			BACK DIMENSIONS																
		IN	22	21.5	32.75	19.25	17.75	18.5	18.5	14.25														
MM	559	546	832	489	451	470	470	362																
		RTA 00	2 per carton (pricing and specifications are for one seat unit)																					
 <p>Counter Stool w/Arms, Poly Seat & Back COM: N/A Unit weight: 22 LB 10 KG Carton weight: 26.25 LB 11.91 KG Carton volume: 19.75 FT³ 0.55 MT³</p>	<p>Stacks 5 high on floor.</p>	List price																						
		R5CSAPP	610																					
		OVERALL DIMENSIONS			SEAT DIMENSIONS			BACK DIMENSIONS																
		IN	26.25	21.75	38.25	19.25	17.75	23.75	18.5	15.25														
MM	667	552	972	489	451	603	470	387																
		RTA 00	2 per carton (pricing and specifications are for one seat unit)																					
												1	2	3	4	5	6	7	8	9	10	11	12	
												R5CSAPU	750	774	794	818	856	891	926	957	995	1031	1080	1149
 <p>Counter Stool w/Arms, Upholstered Seat & Poly Back COM: 0.75 YD 0.69 M Unit weight: 24 LB 10.9 KG Carton weight: 28.25 LB 12.81 KG Carton volume: 19.75 FT³ 0.55 MT³</p>	<p>Stacks 5 high on floor.</p>	List price																						
		R5CSAPU	610																					
		OVERALL DIMENSIONS			SEAT DIMENSIONS			BACK DIMENSIONS																
		IN	26.25	21.75	38.25	19.25	17.75	24.75	18.5	14.25														
MM	667	552	972	489	451	629	470	362																
		RTA 00	2 per carton (pricing and specifications are for one seat unit)																					
 <p>Armless Counter Stool, Poly Seat & Back COM: N/A Unit weight: 20 LB 9.1 KG Carton weight: 24 LB 10.89 KG Carton volume: 17.5 FT³ 0.49 MT³</p>	<p>Stacks 5 high on floor.</p>	List price																						
		R5CSNPP	499																					
		OVERALL DIMENSIONS			SEAT DIMENSIONS			BACK DIMENSIONS																
		IN	22	21.75	38.25	19.25	17.75	23.75	18.5	15.25														
MM	559	552	972	489	451	603	470	387																
		RTA 00	2 per carton (pricing and specifications are for one seat unit)																					

DESCRIPTION	FEATURES	MODEL#	STANDARD TEXTILE GRADES														
			1	2	3	4	5	6	7	8	9	10	11	12			
 <p>Armless Counter Stool, Upholstered Seat & Poly Back COM: 0.75 YD 0.69 M Unit weight: 22 LB 10 KG Carton weight: 26 LB 11.79 KG Carton volume: 17.5 FT³ 0.49 MT³</p>	Stacks 5 high on floor.	R5CSNPU	639	663	683	707	745	780	815	846	884	920	969	1038			
			OVERALL DIMENSIONS			SEAT DIMENSIONS			BACK DIMENSIONS								
			W	D	H	W	D	H	W	H							
			IN 22 MM 559	21.75 552	38.25 972	19.25 489	17.75 451	24.75 629	18.5 470	14.25 362							
		RTA 00	2 per carton (pricing and specifications are for one seat unit)														


List price

R5BSAPP 630

DESCRIPTION	FEATURES	MODEL#	STANDARD TEXTILE GRADES														
			1	2	3	4	5	6	7	8	9	10	11	12			
 <p>Bar Stool w/Arms, Poly Seat & Back COM: N/A Unit weight: 23 LB 10.5 KG Carton weight: 27.25 LB 12.36 KG Carton volume: 19.75 FT³ 0.55 MT³</p>	Stacks 5 high on floor.	R5BSAPP	630														
			OVERALL DIMENSIONS			SEAT DIMENSIONS			BACK DIMENSIONS								
			W	D	H	W	D	H	W	H							
			IN 26.25 MM 667	21.75 552	43.25 1099	19.25 489	17.75 451	28.75 730	18.5 470	15.25 387							
		RTA 00	2 per carton (pricing and specifications are for one seat unit)														


List price

R5BSAPU 770 794 814 838 876 911 946 977 1015 1051 1100 1169

DESCRIPTION	FEATURES	MODEL#	STANDARD TEXTILE GRADES														
			1	2	3	4	5	6	7	8	9	10	11	12			
 <p>Bar Stool w/Arms, Upholstered Seat & Poly Back COM: 0.75 YD 0.69 M Unit weight: 25 LB 11.4 KG Carton weight: 29.25 LB 13.27 KG Carton volume: 19.75 FT³ 0.55 MT³</p>	Stacks 5 high on floor.	R5BSAPU	770	794	814	838	876	911	946	977	1015	1051	1100	1169			
			OVERALL DIMENSIONS			SEAT DIMENSIONS			BACK DIMENSIONS								
			W	D	H	W	D	H	W	H							
			IN 26.25 MM 667	21.75 552	43.25 1099	19.25 489	17.75 451	29.75 756	18.5 470	14.25 362							
		RTA 00	2 per carton (pricing and specifications are for one seat unit)														


List price

R5BSNPP 519

DESCRIPTION	FEATURES	MODEL#	STANDARD TEXTILE GRADES														
			1	2	3	4	5	6	7	8	9	10	11	12			
 <p>Armless Bar Stool, Poly Seat & Back COM: N/A Unit weight: 19.5 LB 8.9 KG Carton weight: 23.75 LB 10.77 KG Carton volume: 19.75 FT³ 0.55 MT³</p>	Stacks 5 high on floor.	R5BSNPP	519														
			OVERALL DIMENSIONS			SEAT DIMENSIONS			BACK DIMENSIONS								
			W	D	H	W	D	H	W	H							
			IN 26.25 MM 667	21.75 552	43.25 1099	19.25 489	17.75 451	29.75 730	18.5 470	15.25 387							
		RTA 00	2 per carton (pricing and specifications are for one seat unit)														



List price

R5BSNPU 659 683 703 727 765 800 835 866 904 940 989 1058

DESCRIPTION	FEATURES	MODEL#	STANDARD TEXTILE GRADES														
			1	2	3	4	5	6	7	8	9	10	11	12			
 <p>Armless Bar Stool, Upholstered Seat & Poly Back COM: 0.75 YD 0.69 M Unit weight: 21.5 LB 9.8 KG Carton weight: 25.75 LB 11.68 KG Carton volume: 19.75 FT³ 0.55 MT³</p>	Stacks 5 high on floor.	R5BSNPU	659	683	703	727	765	800	835	866	904	940	989	1058			
			OVERALL DIMENSIONS			SEAT DIMENSIONS			BACK DIMENSIONS								
			W	D	H	W	D	H	W	H							
			IN 26.25 MM 667	21.75 552	43.25 1099	19.25 489	17.75 451	29.75 756	18.5 470	14.25 362							
		RTA 00	2 per carton (pricing and specifications are for one seat unit)														

List price

RDOL 480

DESCRIPTION	FEATURES	MODEL#	STANDARD TEXTILE GRADES														
			1	2	3	4	5	6	7	8	9	10	11	12			
 <p>Stacking Dolly COM: N/A Unit weight: 15 LB 6.8 KG Carton weight: 18 LB 8.16 KG Carton volume: 4.4 FT³ 0.12 MT³</p>		RDOL	480														
			OVERALL DIMENSIONS			SEAT DIMENSIONS			BACK DIMENSIONS								
			W	D	H	W	D	H	W	H							
			IN 23.75 MM 603	21.25 540	12.25 311	-	-	-	-	-							
		RTA 00	 1 per carton														

SAS



model 8647



model 8648LBNS24



model 8648PS24



model 8648PS30

STANDARD FEATURES

- Sas side chairs and stools have a single, molded plywood veneer shell.
- Available with wood or upholstered seat.
- Seat dimensions do not account for upholstered models.
- Seat upholstery options: fabric, vinyl or leather. Vinyl and leather models may feature stitch detail across the seat and/or back cushions, if applicable.
- Counter and bar height stools available with mid or low backs.
- Wood side chairs stack up to 4 high on floor or up to 10 high on dolly. Wood stools stack up to 4 high on floor only.
- Upholstered models do not stack.
- Chairs and stools are standard with Black polyethylene glides.



OPTIONAL FEATURES

Please add option codes in the following order:

- **Textile**
Specify textile code.
- **Back shape**
(B) Straight back. No upcharge.
- **Frame**
For leg frame finish options, please see page 161. For Chrome (CHM) finish, add \$77.
- **Shell finish**
(AAM) Absolute
(BKM) Black
(ACM) Cherry
(EOM) English Oak
(ECM) Espresso Cafe
(TFM) Fruitwood
(HGM) Gray
(AHM) Honey
(TMM) Mahogany
(AVM) Maple
(MWM) Medium Walnut
(ASM) Night
(NBM) Noce Biondo
(NGM) Noce Grigio
(NEM) Noce Leggero
(NMM) Noce Medio
(SKM) Shaker Cherry
(TWM) Walnut
(WTM) WC Cream
(WHM) White. Add \$75.
(WCM) Winter Cherry

EXAMPLE SAS ORDER CODE:

8647P	-HD05	-B	-AAM	-TBL
Model #	Textile	Back Shape	Shell	Frame Color

DESCRIPTION	FEATURES	MODEL #	STANDARD TEXTILE GRADES															
			1	2	3	4	5	6	7	8	9	10	11	12				
 <p>Mid Back Side Chair, 18" H COM: N/A Unit weight: 12 LB 5.5 KG Carton weight: 16 LB 7.26 KG Carton volume: 12 FT³ 0.33 MT³</p> <p>Stacks 4 high on floor. Stacks 10 high on dolly. Upholstered models do not stack.</p>		8647	442															
		8647P	542	566	586	610	648	683	718	749	787	823	872	941				
			OVERALL DIMENSIONS			SEAT DIMENSIONS			BACK DIMENSIONS									
			W	D	H	W	D	H	W	H								
			IN 18.75	21	33	16	15.5	18	16	15								
			MM 476	533	838	406	394	457	406	381								
			RTA 00	2 per carton														
			8648S24	657														
			8648PS24	757	781	801	825	863	898	933	964	1002	1038	1087	1156			
				OVERALL DIMENSIONS			SEAT DIMENSIONS			BACK DIMENSIONS								
		W	D	H	W	D	H	W	H									
		IN 19.5	22	39	16	15.5	24	16	15									
		MM 495	559	991	406	394	610	406	381									
		RTA 00	1 per carton															
 <p>Mid Back Counter Stool, 24" H COM: N/A Unit weight: 16 LB 7.3 KG Carton weight: 23 LB 10.43 KG Carton volume: 13 FT³ 0.36 MT³</p> <p>Stacks 4 high on floor only. Upholstered models do not stack.</p>																		

DESCRIPTION FEATURES MODEL # STANDARD TEXTILE GRADES



Mid Back Bar Stool, 30"H

COM: N/A
 Unit weight: 20 LB | 9.1 KG
 Carton weight: 27 LB | 12.25 KG
 Carton volume: 15.75 FT³ | 0.44 MT³

Stacks 4 high on floor only.
 Upholstered models do not stack.

MODEL #	1	2	3	4	5	6	7	8	9	10	11	12
8648S30	657											
8648PS30	757	781	801	825	863	898	933	964	1002	1038	1087	1156
Upholstered seat												
OVERALL DIMENSIONS			SEAT DIMENSIONS			BACK DIMENSIONS						
W	D	H	W	D	H	W	H					
IN 19.5	22	45	16	15.5	30	16	15					
MM 495	559	1143	406	394	762	406	381					
RTA 00			1 per carton									



Low Back Counter Stool, 24"H

COM: N/A
 Unit weight: 16 LB | 7.3 KG
 Carton weight: 23 LB | 10.43 KG
 Carton volume: 8.25 FT³ | 0.23 MT³

Stacks 4 high on floor only.
 Upholstered models do not stack.

MODEL #	1	2	3	4	5	6	7	8	9	10	11	12
8648LBNS24	657											
8648LBPS24	757	781	801	825	863	898	933	964	1002	1038	1087	1156
Upholstered seat												
OVERALL DIMENSIONS			SEAT DIMENSIONS			BACK DIMENSIONS						
W	D	H	W	D	H	W	H					
IN 19.5	22	26.25	16	15.5	24	16	2.25					
MM 495	559	667	406	394	610	406	57					
RTA 00			1 per carton									

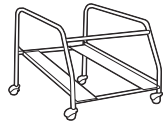


Low Back Bar Stool, 30"H

COM: N/A
 Unit weight: 22 LB | 10 KG
 Carton weight: 29 LB | 13.15 KG
 Carton volume: 10.75 FT³ | 0.3 MT³

Stacks 4 high on floor only.
 Upholstered models do not stack.

MODEL #	1	2	3	4	5	6	7	8	9	10	11	12
8648LBNS30	657											
8648LBPS30	757	781	801	825	863	898	933	964	1002	1038	1087	1156
Upholstered seat												
OVERALL DIMENSIONS			SEAT DIMENSIONS			BACK DIMENSIONS						
W	D	H	W	D	H	W	H					
IN 19.5	22	32.25	16	15.5	30	16	2.25					
MM 495	559	819	406	394	762	406	57					
RTA 00			1 per carton									



Dolly

COM: N/A
 Unit weight: 19 LB | 8.6 KG
 Carton weight: 24 LB | 10.89 KG
 Carton volume: 10.75 FT³ | 0.3 MT³

Black finish

List price												
8649	410											
OVERALL DIMENSIONS			SEAT DIMENSIONS			BACK DIMENSIONS						
W	D	H	W	D	H	W	H					
IN 25.75	28.5	22	-	-	-	-	-					
MM 654	724	559	-	-	-	-	-					
RTA 00			1 per carton									

SONIC



model 6514MB (TBL)



model 6515WS (TTU)



model 6577TRP (CHM)



STANDARD FEATURES

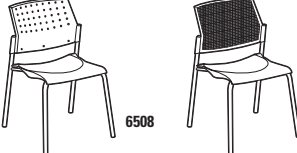
- Sonic series includes: four-legged models, sled base models, tablet models, stools and caster models.
- Four-legged/freestanding models are standard with straight legs or with a "WS" wall saver frame and durable Black polypropylene glides.
- "WS" models have a wall saver frame design; rear legs hit the baseboard first leaving clearance between the back of the chair and the wall, saving both the chair and the wall from damage.
- Four-legged/freestanding chairs are standard with Chrome legs.
- Four-legged/freestanding models are stackable up to 5 high on floor and 10 high on dolly 6517WS.
- Units available with or without arms. Arms available in Black only.
- Tablet arms are extremely rugged, suitable for armed forces and student use. Tablet hinges up to allow ease of egress. Tablet slides forward and back to accommodate any body size comfortably. Tablet models do not stack.
- Standard tablet (DB) size is 18"D x 14.5"W and is made of Black polymer. Tablets are attached at the left or right (as seated). Please specify by adding (TL) or (TR) to the model number.
- Dual wheel carpet casters (C1) are standard on any four-legged model with casters.
- Upholstery options: fabric, vinyl or leather. Vinyl and leather models may feature stitch detail across the seat and/or back cushions, if applicable.
- Mesh back (MB) models are available in Black mesh only.

OPTIONAL FEATURES

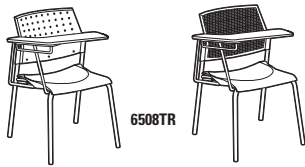
- Polypropylene seats and backs are available in 14 designer colors: Buzz Blue (BZB), Cactus (CCT), Carrot (CRO), Cloud (IVC), Dijon (DJN), Eggplant (EGP), Fog (FOG), Frost (FRO), Ink (INK), Latte (LAB), Night (BLK), Sand (SND), Scarlet (SAR) and Shadow (SHW). Please specify.
- An optional 18.5"D x 18.5"W high pressure laminate writing tablet is available. The core is hardwood veneer plywood with a radiused edge and finished in clear lacquer. This writing tablet is offered in the following finishes: Black (BLK), Clear Maple (CMB), Designer White (DWT) and Noce Grigio (NGL). Please specify. Add \$68.
- For four-legged/freestanding chairs frame finish options, please see page 161.
- For hard surface flooring casters on four-legged models, please specify (C9R). Add \$17.
- A selection of glide options is available. Glides must be chosen to best suit flooring type and site conditions. For more information, please refer to the glide section (page 163).
- Glides with felt pads (FG) are available for vinyl sheet, cork or laminate flooring, please specify. Add \$43.
- Glides with rubber pads (RG) are available for vinyl, hardwood, laminate, stone or ceramic flooring, please specify. Add \$43.
- Opaque off-white non-marking glides for hard surface flooring are optional for guest chairs, please specify (NM). No upcharge.
- Steel cushioned glides (B) are available on any four-legged model without casters, please specify. Add \$17.

DESCRIPTION FEATURES MODEL # STANDARD TEXTILE GRADES

DESCRIPTION	FEATURES	MODEL #	STANDARD TEXTILE GRADES																																		
			List price																																		
 <p>Bookrack COM: N/A Unit weight: 3 LB 1.4 KG Carton weight: 5 LB 2.27 KG Carton volume: 3.6 FT³ 0.1 MT³</p>	<p>For use on tablet arm models without casters.</p> <p>Can be used on 4-leg or sled base models.</p> <p>Not factory installed, attached on-site.</p>	<p>6500BR</p>	204																																		
			<table border="1"> <thead> <tr> <th colspan="3">OVERALL DIMENSIONS</th> <th colspan="3">SEAT DIMENSIONS</th> <th colspan="2">BACK DIMENSIONS</th> </tr> <tr> <th>W</th> <th>D</th> <th>H</th> <th>W</th> <th>D</th> <th>H</th> <th>W</th> <th>H</th> </tr> </thead> <tbody> <tr> <td>IN 16.5</td> <td>14.75</td> <td>12.5</td> <td>-</td> <td>-</td> <td>-</td> <td>-</td> <td>-</td> </tr> <tr> <td>MM 419</td> <td>375</td> <td>318</td> <td>-</td> <td>-</td> <td>-</td> <td>-</td> <td>-</td> </tr> </tbody> </table>						OVERALL DIMENSIONS			SEAT DIMENSIONS			BACK DIMENSIONS		W	D	H	W	D	H	W	H	IN 16.5	14.75	12.5	-	-	-	-	-	MM 419	375	318	-	-
OVERALL DIMENSIONS			SEAT DIMENSIONS			BACK DIMENSIONS																															
W	D	H	W	D	H	W	H																														
IN 16.5	14.75	12.5	-	-	-	-	-																														
MM 419	375	318	-	-	-	-	-																														
		<p>RTA 00  1 per carton</p>																																			

DESCRIPTION	FEATURES	MODEL #	STANDARD TEXTILE GRADES																																		
			List price																																		
 <p>6508 6508MB (mesh back)</p>	<p>Polypropylene seat.</p> <p>Stacks 5 high on floor.</p> <p>Stacks 10 high on dolly.</p>	<p>6508</p> <p>6508WS</p> <p>6508MB</p> <p>6508WSMB</p>	<p>228</p> <p>260</p> <p>290</p> <p>321</p>																																		
			<table border="1"> <thead> <tr> <th colspan="3">OVERALL DIMENSIONS</th> <th colspan="3">SEAT DIMENSIONS</th> <th colspan="2">BACK DIMENSIONS</th> </tr> <tr> <th>W</th> <th>D</th> <th>H</th> <th>W</th> <th>D</th> <th>H</th> <th>W</th> <th>H</th> </tr> </thead> <tbody> <tr> <td>IN 21.5</td> <td>22</td> <td>33</td> <td>17</td> <td>16</td> <td>18</td> <td>17</td> <td>15</td> </tr> <tr> <td>MM 546</td> <td>559</td> <td>838</td> <td>432</td> <td>406</td> <td>457</td> <td>432</td> <td>381</td> </tr> </tbody> </table>						OVERALL DIMENSIONS			SEAT DIMENSIONS			BACK DIMENSIONS		W	D	H	W	D	H	W	H	IN 21.5	22	33	17	16	18	17	15	MM 546	559	838	432	406
OVERALL DIMENSIONS			SEAT DIMENSIONS			BACK DIMENSIONS																															
W	D	H	W	D	H	W	H																														
IN 21.5	22	33	17	16	18	17	15																														
MM 546	559	838	432	406	457	432	381																														
		<p>RTA 00</p>	<p>2 per carton (pricing and specifications are for one chair)</p>																																		

DESCRIPTION FEATURES MODEL# STANDARD TEXTILE GRADES



Armless Chair w/Tablet
COM: N/A
Unit weight: 20 LB | 9.1 KG
Carton weight: 26 LB | 11.79 KG
Carton volume: 14.25 FT³ | 0.4 MT³

6508TRMB (mesh back)

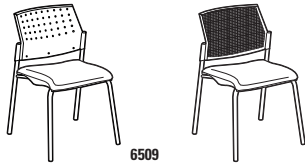
Polypropylene seat.
Does not stack.

Specify (L) left or (R) right tablet.
(Example: 6508TL or 6508TR).

List price	
6508T	508
6508TWS	539
6508TMB	568
6508TWSMB	602

OVERALL DIMENSIONS			SEAT DIMENSIONS			BACK DIMENSIONS	
W	D	H	W	D	H	W	H
IN 24.75	26.5	32	17	16	18	17	15
MM 629	673	813	432	406	457	432	381

RTA 00 1 per carton



Armless Chair
COM: 0.75 YD | 0.69 M
Unit weight: 10 LB | 4.5 KG
Carton weight: 14 LB | 6.35 KG
Carton volume: 13.75 FT³ | 0.38 MT³

6509MB (mesh back)

Upholstered seat.
Stacks 5 high on floor.
Stacks 10 high on dolly.

	1	2	3	4	5	6	7	8	9	10	11	12
6509	291	315	335	359	397	432	467	498	536	572	621	690
6509MB	352	376	396	420	458	493	528	559	597	633	682	751
6509WS	318	342	362	386	424	459	494	525	563	599	648	717
6509WSMB	380	404	424	448	486	521	556	587	625	661	710	779

OVERALL DIMENSIONS			SEAT DIMENSIONS			BACK DIMENSIONS	
W	D	H	W	D	H	W	H
IN 21.5	22	33	17	16	18.5	17	14.5
MM 546	559	838	432	406	470	432	368

RTA 00 2 per carton (pricing and specifications are for one chair)



Armless Chair w/Tablet
COM: 0.75 YD | 0.69 M
Unit weight: 22 LB | 10 KG
Carton weight: 28 LB | 12.7 KG
Carton volume: 14.25 FT³ | 0.4 MT³

6509TRMB (mesh back)

Upholstered seat.
Does not stack.

Specify (L) left or (R) right tablet.
(Example: 6509TL or 6509TR).

	1	2	3	4	5	6	7	8	9	10	11	12
6509T	572	596	616	640	678	713	748	779	817	853	902	971
6509TWS	598	622	642	666	704	739	774	805	843	879	928	997
6509TMB	633	657	677	701	739	774	809	840	878	914	963	1032
6509TWSMB	660	684	704	728	766	801	836	867	905	941	990	1059

OVERALL DIMENSIONS			SEAT DIMENSIONS			BACK DIMENSIONS	
W	D	H	W	D	H	W	H
IN 24.75	26.5	32	17	16	18.5	17	15
MM 629	673	813	432	406	470	432	381

RTA 00 1 per carton



Armless Chair
COM: 0.75 YD | 0.69 M
Unit weight: 11 LB | 5 KG
Carton weight: 15 LB | 6.8 KG
Carton volume: 13.75 FT³ | 0.38 MT³

6511

Upholstered seat & back.
Stacks 5 high on floor.
Stacks 10 high on dolly.

	1	2	3	4	5	6	7	8	9	10	11	12
6511	332	356	376	400	438	473	508	539	577	613	662	731
6511WS	360	384	404	428	466	501	536	567	605	641	690	759

OVERALL DIMENSIONS			SEAT DIMENSIONS			BACK DIMENSIONS	
W	D	H	W	D	H	W	H
IN 21.5	22	33.5	17	15.5	18.5	17	15
MM 546	559	851	432	394	470	432	381

RTA 00 2 per carton (pricing and specifications are for one chair)



Armless Chair w/Tablet
COM: 0.75 YD | 0.69 M
Unit weight: 23 LB | 10.5 KG
Carton weight: 29 LB | 13.15 KG
Carton volume: 14.25 FT³ | 0.4 MT³

6511TR

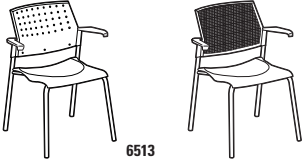
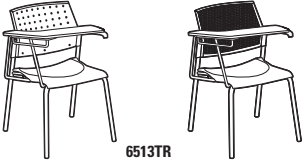
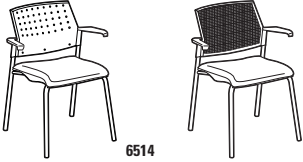
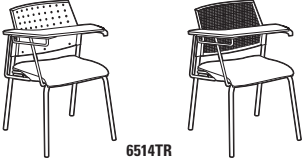

Upholstered seat & back.
Does not stack.


Specify (L) left or (R) right tablet.
(Example: 6511TL or 6511TR).

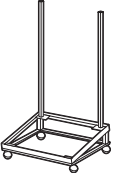

	1	2	3	4	5	6	7	8	9	10	11	12
6511T	613	637	657	681	719	754	789	820	858	894	943	1012
6511TWS	640	664	684	708	746	781	816	847	885	921	970	1039


OVERALL DIMENSIONS			SEAT DIMENSIONS			BACK DIMENSIONS	
W	D	H	W	D	H	W	H
IN 24.75	26.5	32.5	17	16	18.5	17	15
MM 629	673	826	432	406	470	432	381


RTA 00 1 per carton


DESCRIPTION	FEATURES	MODEL#	STANDARD TEXTILE GRADES																																																																	
 <p>6513 6513MB (mesh back)</p>	<p>Polypropylene seat.</p> <p>Stacks 5 high on floor.</p> <p>Stacks 10 high on dolly.</p>	<p>Model#</p> <p>6513 297</p> <p>6513WS 325</p> <p>6513MB 358</p> <p>6513WSMB 387</p>	<p>List price</p>																																																																	
			<table border="1"> <thead> <tr> <th rowspan="2"></th> <th colspan="3">OVERALL DIMENSIONS</th> <th colspan="3">SEAT DIMENSIONS</th> <th colspan="2">BACK DIMENSIONS</th> </tr> <tr> <th>W</th> <th>D</th> <th>H</th> <th>W</th> <th>D</th> <th>H</th> <th>W</th> <th>H</th> </tr> </thead> <tbody> <tr> <td>IN</td> <td>23</td> <td>22</td> <td>33</td> <td>17</td> <td>16</td> <td>18</td> <td>17</td> <td>15</td> </tr> <tr> <td>MM</td> <td>584</td> <td>559</td> <td>838</td> <td>432</td> <td>406</td> <td>457</td> <td>432</td> <td>381</td> </tr> </tbody> </table>		OVERALL DIMENSIONS			SEAT DIMENSIONS			BACK DIMENSIONS		W	D	H	W	D	H	W	H	IN	23	22	33	17	16	18	17	15	MM	584	559	838	432	406	457	432	381																														
	OVERALL DIMENSIONS				SEAT DIMENSIONS			BACK DIMENSIONS																																																												
	W	D	H	W	D	H	W	H																																																												
IN	23	22	33	17	16	18	17	15																																																												
MM	584	559	838	432	406	457	432	381																																																												
<p>Armchair</p> <p>COM: N/A</p> <p>Unit weight: 9.5 LB 4.3 KG</p> <p>Carton weight: 13.5 LB 6.12 KG</p> <p>Carton volume: 13.75 FT³ 0.38 MT³</p>			<p>RTA 00 2 per carton (pricing and specifications are for one chair)</p>																																																																	
 <p>6513TR 6513TRMB (mesh back)</p>	<p>Polypropylene seat.</p> <p>Does not stack.</p>	<p>Model#</p> <p>6513T 575</p> <p>6513TWS 605</p> <p>6513TMB 639</p> <p>6513TWSMB 667</p>	<p>List price</p>																																																																	
			<table border="1"> <thead> <tr> <th rowspan="2"></th> <th colspan="3">OVERALL DIMENSIONS</th> <th colspan="3">SEAT DIMENSIONS</th> <th colspan="2">BACK DIMENSIONS</th> </tr> <tr> <th>W</th> <th>D</th> <th>H</th> <th>W</th> <th>D</th> <th>H</th> <th>W</th> <th>H</th> </tr> </thead> <tbody> <tr> <td>IN</td> <td>25</td> <td>26.5</td> <td>32</td> <td>17</td> <td>16</td> <td>18</td> <td>17</td> <td>15</td> </tr> <tr> <td>MM</td> <td>635</td> <td>673</td> <td>813</td> <td>432</td> <td>406</td> <td>457</td> <td>432</td> <td>381</td> </tr> </tbody> </table>		OVERALL DIMENSIONS			SEAT DIMENSIONS			BACK DIMENSIONS		W	D	H	W	D	H	W	H	IN	25	26.5	32	17	16	18	17	15	MM	635	673	813	432	406	457	432	381																														
	OVERALL DIMENSIONS				SEAT DIMENSIONS			BACK DIMENSIONS																																																												
	W	D	H	W	D	H	W	H																																																												
IN	25	26.5	32	17	16	18	17	15																																																												
MM	635	673	813	432	406	457	432	381																																																												
<p>Armchair w/Tablet</p> <p>COM: N/A</p> <p>Unit weight: 21 LB 9.5 KG</p> <p>Carton weight: 27 LB 12.25 KG</p> <p>Carton volume: 14.25 FT³ 0.4 MT³</p>	<p>Specify (L) left or (R) right tablet (Example: 6513TL or 6513TR).</p>		<p>RTA 00 1 per carton</p>																																																																	
 <p>6514 6514MB (mesh back)</p>	<p>Upholstered seat.</p> <p>Stacks 5 high on floor.</p> <p>Stacks 10 high on dolly.</p>	<p>Model#</p> <p>6514 358</p> <p>6514WS 387</p> <p>6514MB 418</p> <p>6514WSMB 447</p>	<table border="1"> <thead> <tr> <th></th> <th>1</th> <th>2</th> <th>3</th> <th>4</th> <th>5</th> <th>6</th> <th>7</th> <th>8</th> <th>9</th> <th>10</th> <th>11</th> <th>12</th> </tr> </thead> <tbody> <tr> <td>6514</td> <td>358</td> <td>382</td> <td>402</td> <td>426</td> <td>464</td> <td>499</td> <td>534</td> <td>565</td> <td>603</td> <td>639</td> <td>688</td> <td>757</td> </tr> <tr> <td>6514WS</td> <td>387</td> <td>411</td> <td>431</td> <td>455</td> <td>493</td> <td>528</td> <td>563</td> <td>594</td> <td>632</td> <td>668</td> <td>717</td> <td>786</td> </tr> <tr> <td>6514MB</td> <td>418</td> <td>442</td> <td>462</td> <td>486</td> <td>524</td> <td>559</td> <td>594</td> <td>625</td> <td>663</td> <td>699</td> <td>748</td> <td>817</td> </tr> <tr> <td>6514WSMB</td> <td>447</td> <td>471</td> <td>491</td> <td>515</td> <td>553</td> <td>588</td> <td>623</td> <td>654</td> <td>692</td> <td>728</td> <td>777</td> <td>846</td> </tr> </tbody> </table>		1	2	3	4	5	6	7	8	9	10	11	12	6514	358	382	402	426	464	499	534	565	603	639	688	757	6514WS	387	411	431	455	493	528	563	594	632	668	717	786	6514MB	418	442	462	486	524	559	594	625	663	699	748	817	6514WSMB	447	471	491	515	553	588	623	654	692	728	777	846
				1	2	3	4	5	6	7	8	9	10	11	12																																																					
6514	358	382	402	426	464	499	534	565	603	639	688	757																																																								
6514WS	387	411	431	455	493	528	563	594	632	668	717	786																																																								
6514MB	418	442	462	486	524	559	594	625	663	699	748	817																																																								
6514WSMB	447	471	491	515	553	588	623	654	692	728	777	846																																																								
<p>Armchair</p> <p>COM: 0.75 YD 0.69 M</p> <p>Unit weight: 12 LB 5.5 KG</p> <p>Carton weight: 16 LB 7.26 KG</p> <p>Carton volume: 13.75 FT³ 0.38 MT³</p>			<table border="1"> <thead> <tr> <th rowspan="2"></th> <th colspan="3">OVERALL DIMENSIONS</th> <th colspan="3">SEAT DIMENSIONS</th> <th colspan="2">BACK DIMENSIONS</th> </tr> <tr> <th>W</th> <th>D</th> <th>H</th> <th>W</th> <th>D</th> <th>H</th> <th>W</th> <th>H</th> </tr> </thead> <tbody> <tr> <td>IN</td> <td>23</td> <td>22</td> <td>33</td> <td>17</td> <td>16</td> <td>18.5</td> <td>17</td> <td>14.5</td> </tr> <tr> <td>MM</td> <td>584</td> <td>559</td> <td>838</td> <td>432</td> <td>406</td> <td>470</td> <td>432</td> <td>368</td> </tr> </tbody> </table>		OVERALL DIMENSIONS			SEAT DIMENSIONS			BACK DIMENSIONS		W	D	H	W	D	H	W	H	IN	23	22	33	17	16	18.5	17	14.5	MM	584	559	838	432	406	470	432	368																														
	OVERALL DIMENSIONS				SEAT DIMENSIONS			BACK DIMENSIONS																																																												
	W	D	H	W	D	H	W	H																																																												
IN	23	22	33	17	16	18.5	17	14.5																																																												
MM	584	559	838	432	406	470	432	368																																																												
			<p>RTA 00 2 per carton (pricing and specifications are for one chair)</p>																																																																	
 <p>6514TR 6514TRMB (mesh back)</p>	<p>Upholstered seat.</p> <p>Does not stack.</p>	<p>Model#</p> <p>6514T 639</p> <p>6514TWS 667</p> <p>6514TMB 699</p> <p>6514TWSMB 727</p>	<table border="1"> <thead> <tr> <th></th> <th>1</th> <th>2</th> <th>3</th> <th>4</th> <th>5</th> <th>6</th> <th>7</th> <th>8</th> <th>9</th> <th>10</th> <th>11</th> <th>12</th> </tr> </thead> <tbody> <tr> <td>6514T</td> <td>639</td> <td>663</td> <td>683</td> <td>707</td> <td>745</td> <td>780</td> <td>815</td> <td>846</td> <td>884</td> <td>920</td> <td>969</td> <td>1038</td> </tr> <tr> <td>6514TWS</td> <td>667</td> <td>691</td> <td>711</td> <td>735</td> <td>773</td> <td>808</td> <td>843</td> <td>874</td> <td>912</td> <td>948</td> <td>997</td> <td>1066</td> </tr> <tr> <td>6514TMB</td> <td>699</td> <td>723</td> <td>743</td> <td>767</td> <td>805</td> <td>840</td> <td>875</td> <td>906</td> <td>944</td> <td>980</td> <td>1029</td> <td>1098</td> </tr> <tr> <td>6514TWSMB</td> <td>727</td> <td>751</td> <td>771</td> <td>795</td> <td>833</td> <td>868</td> <td>903</td> <td>934</td> <td>972</td> <td>1008</td> <td>1057</td> <td>1126</td> </tr> </tbody> </table>		1	2	3	4	5	6	7	8	9	10	11	12	6514T	639	663	683	707	745	780	815	846	884	920	969	1038	6514TWS	667	691	711	735	773	808	843	874	912	948	997	1066	6514TMB	699	723	743	767	805	840	875	906	944	980	1029	1098	6514TWSMB	727	751	771	795	833	868	903	934	972	1008	1057	1126
				1	2	3	4	5	6	7	8	9	10	11	12																																																					
6514T	639	663	683	707	745	780	815	846	884	920	969	1038																																																								
6514TWS	667	691	711	735	773	808	843	874	912	948	997	1066																																																								
6514TMB	699	723	743	767	805	840	875	906	944	980	1029	1098																																																								
6514TWSMB	727	751	771	795	833	868	903	934	972	1008	1057	1126																																																								
<p>Armchair w/Tablet</p> <p>COM: 0.75 YD 0.69 M</p> <p>Unit weight: 23 LB 10.5 KG</p> <p>Carton weight: 29 LB 13.15 KG</p> <p>Carton volume: 14.25 FT³ 0.4 MT³</p>	<p>Specify (L) left or (R) right tablet (Example: 6514TL or 6514TR).</p>		<p>RTA 00 1 per carton</p>																																																																	
 <p>6515</p>	<p>Upholstered seat & back.</p> <p>Stacks 5 high on floor.</p> <p>Stacks 10 high on dolly.</p>	<p>Model#</p> <p>6515 395</p> <p>6515WS 426</p>	<table border="1"> <thead> <tr> <th></th> <th>1</th> <th>2</th> <th>3</th> <th>4</th> <th>5</th> <th>6</th> <th>7</th> <th>8</th> <th>9</th> <th>10</th> <th>11</th> <th>12</th> </tr> </thead> <tbody> <tr> <td>6515</td> <td>395</td> <td>419</td> <td>439</td> <td>462</td> <td>501</td> <td>536</td> <td>571</td> <td>602</td> <td>640</td> <td>677</td> <td>725</td> <td>794</td> </tr> <tr> <td>6515WS</td> <td>426</td> <td>466</td> <td>500</td> <td>538</td> <td>603</td> <td>661</td> <td>720</td> <td>771</td> <td>835</td> <td>896</td> <td>976</td> <td>1091</td> </tr> </tbody> </table>		1	2	3	4	5	6	7	8	9	10	11	12	6515	395	419	439	462	501	536	571	602	640	677	725	794	6515WS	426	466	500	538	603	661	720	771	835	896	976	1091																										
				1	2	3	4	5	6	7	8	9	10	11	12																																																					
6515	395	419	439	462	501	536	571	602	640	677	725	794																																																								
6515WS	426	466	500	538	603	661	720	771	835	896	976	1091																																																								
<p>Armchair</p> <p>COM: 0.75 YD 0.69 M</p> <p>Unit weight: 13 LB 5.9 KG</p> <p>Carton weight: 17 LB 7.71 KG</p> <p>Carton volume: 13.75 FT³ 0.38 MT³</p>			<table border="1"> <thead> <tr> <th rowspan="2"></th> <th colspan="3">OVERALL DIMENSIONS</th> <th colspan="3">SEAT DIMENSIONS</th> <th colspan="2">BACK DIMENSIONS</th> </tr> <tr> <th>W</th> <th>D</th> <th>H</th> <th>W</th> <th>D</th> <th>H</th> <th>W</th> <th>H</th> </tr> </thead> <tbody> <tr> <td>IN</td> <td>23</td> <td>22</td> <td>33.5</td> <td>17</td> <td>15.5</td> <td>18.5</td> <td>17</td> <td>15</td> </tr> <tr> <td>MM</td> <td>584</td> <td>559</td> <td>851</td> <td>432</td> <td>394</td> <td>470</td> <td>432</td> <td>381</td> </tr> </tbody> </table>		OVERALL DIMENSIONS			SEAT DIMENSIONS			BACK DIMENSIONS		W	D	H	W	D	H	W	H	IN	23	22	33.5	17	15.5	18.5	17	15	MM	584	559	851	432	394	470	432	381																														
	OVERALL DIMENSIONS				SEAT DIMENSIONS			BACK DIMENSIONS																																																												
	W	D	H	W	D	H	W	H																																																												
IN	23	22	33.5	17	15.5	18.5	17	15																																																												
MM	584	559	851	432	394	470	432	381																																																												
			<p>RTA 00 2 per carton (pricing and specifications are for one chair)</p>																																																																	




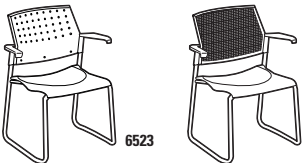
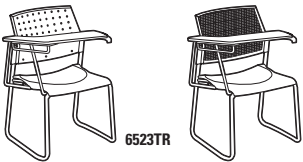
DESCRIPTION	FEATURES	MODEL#	STANDARD TEXTILE GRADES											
			1	2	3	4	5	6	7	8	9	10	11	12
 <p>6515TR</p> <p>Armchair w/Tablet COM: 0.75 YD 0.69 M Unit weight: 24 LB 10.9 KG Carton weight: 30 LB 13.61 KG Carton volume: 14.25 FT³ 0.4 MT³</p>	<p>Upholstered seat & back. Does not stack.</p> <p>Specify (L) left or (R) right tablet. (Example: 6515TL or 6515TR).</p>													
		6515T	677	701	722	745	782	818	853	884	922	958	1007	1076
		6515TWS Wall saver	708	732	753	776	813	849	884	915	953	989	1038	1107
		OVERALL DIMENSIONS	W	D	H	SEAT DIMENSIONS			BACK DIMENSIONS					
	IN 25	26.5	32.5	17	16	18.5	17	15						
	MM 635	673	826	432	406	470	432	381						
	RTA 00			1 per carton										

DESCRIPTION	FEATURES	MODEL#	STANDARD TEXTILE GRADES											
			1	2	3	4	5	6	7	8	9	10	11	12
 <p>6517WS</p> <p>Dolly - Wall Saver COM: N/A Unit weight: 17 LB 7.7 KG Carton weight: 20 LB 9.07 KG Carton volume: 4 FT³ 0.11 MT³</p>	<p>Accommodates 10 chairs.</p>													
		6517WS	388											
		OVERALL DIMENSIONS	W	D	H	SEAT DIMENSIONS			BACK DIMENSIONS					
			IN 23.25	24.75	12.25	-	-	-	-	-				
	MM 591	629	311	-	-	-	-	-						
	RTA 1			2 cartons										

DESCRIPTION	FEATURES	MODEL#	STANDARD TEXTILE GRADES											
			1	2	3	4	5	6	7	8	9	10	11	12
 <p>6518</p> <p>Armless Chair w/Sled Base COM: N/A Unit weight: 9 LB 4.1 KG Carton weight: 11.5 LB 5.22 KG Carton volume: 13.75 FT³ 0.38 MT³</p>	<p>Polypropylene seat.</p> <p>Stacks 5 high on floor. Stacks 10 high on dolly.</p>													
		6518	290											
		6518WS	318											
		6518MB	351											
6518WSMB	380													
	OVERALL DIMENSIONS	W	D	H	SEAT DIMENSIONS			BACK DIMENSIONS						
	IN 21.5	22	33	17	16	18	17	15						
	MM 546	559	838	432	406	457	432	381						
	RTA 00			2 per carton (pricing and specifications are for one chair)										

DESCRIPTION	FEATURES	MODEL#	STANDARD TEXTILE GRADES											
			1	2	3	4	5	6	7	8	9	10	11	12
 <p>6518TR</p> <p>Armless Chair w/Tablet and Sled Base COM: N/A Unit weight: 22 LB 10 KG Carton weight: 28 LB 12.7 KG Carton volume: 14.25 FT³ 0.4 MT³</p>	<p>Polypropylene seat.</p> <p>Does not stack.</p> <p>Specify (L) left or (R) right tablet. (Example: 6518TL or 6518TR).</p>													
		6518T	568											
		6518TWS	598											
		6518TMB	632											
6518TWSMB	660													
	OVERALL DIMENSIONS	W	D	H	SEAT DIMENSIONS			BACK DIMENSIONS						
	IN 24.75	26.5	32	17	16	18	17	15						
	MM 629	673	813	432	406	457	432	381						
	RTA 00			1 per carton										

DESCRIPTION	FEATURES	MODEL#	STANDARD TEXTILE GRADES											
			1	2	3	4	5	6	7	8	9	10	11	12
 <p>6519</p> <p>Armless Chair w/Sled Base COM: 0.75 YD 0.69 M Unit weight: 11.5 LB 5.2 KG Carton weight: 15.5 LB 7.03 KG Carton volume: 13.75 FT³ 0.38 MT³</p>	<p>Upholstered seat.</p> <p>Stacks 5 high on floor. Stacks 10 high on dolly.</p>													
		6519	351	375	395	419	457	492	527	558	596	632	681	750
		6519WS	380	404	424	448	486	521	556	587	625	661	710	779
		6519MB	411	435	455	479	517	552	587	618	656	692	741	810
6519WSMB	440	464	484	508	546	581	616	647	685	721	770	839		
	OVERALL DIMENSIONS	W	D	H	SEAT DIMENSIONS			BACK DIMENSIONS						
	IN 21.5	22	33	17	16	18.5	17	14.5						
	MM 546	559	838	432	406	470	432	368						
	RTA 00			2 per carton (pricing and specifications are for one chair)										

DESCRIPTION	FEATURES	MODEL#	STANDARD TEXTILE GRADES											
			1	2	3	4	5	6	7	8	9	10	11	12
 <p>6519TR 6519TRMB (mesh back)</p> <p>Armless Chair w/Tablet and Sled Base COM: 0.75 YD 0.69 M Unit weight: 23 LB 10.5 KG Carton weight: 29 LB 13.15 KG Carton volume: 14.25 FT³ 0.38 MT³</p>	Upholstered seat. Does not stack. Specify (L) left or (R) right tablet. (Example: 6519TL or 6519TR).	OVERALL DIMENSIONS W D H			SEAT DIMENSIONS W D H			BACK DIMENSIONS W H						
		IN 24.5 26.5 32 MM 622 673 813	17 16 18.5 432 406 470	17 15 432 381	RTA 00	1 per carton								
 <p>6521</p> <p>Armless Chair w/Sled Base COM: 0.75 YD 0.69 M Unit weight: 12.5 LB 5.7 KG Carton weight: 16.5 LB 7.48 KG Carton volume: 13.75 FT³ 0.38 MT³</p>	Upholstered seat & back. Stacks 5 high on floor. Stacks 10 high on dolly.	OVERALL DIMENSIONS W D H			SEAT DIMENSIONS W D H			BACK DIMENSIONS W H						
		IN 21.5 22 33.5 MM 546 559 851	17 16 18.5 432 406 470	17 15 432 381	RTA 00	2 per carton (pricing and specifications are for one chair)								
 <p>6521TR</p> <p>Armless Chair w/Tablet and Sled Base COM: 0.75 YD 0.69 M Unit weight: 23 LB 10.5 KG Carton weight: 29 LB 13.15 KG Carton volume: 14.25 FT³ 0.4 MT³</p>	Upholstered seat & back. Does not stack. Specify (L) left or (R) right tablet. (Example: 6521TL or 6521TR).	OVERALL DIMENSIONS W D H			SEAT DIMENSIONS W D H			BACK DIMENSIONS W H						
		IN 24.75 26.5 32.5 MM 629 673 826	17 16 18.5 432 406 470	17 15 432 381	RTA 00	1 per carton								
 <p>6523 6523MB (mesh back)</p> <p>Armchair w/Sled Base COM: N/A Unit weight: 11 LB 5 KG Carton weight: 15 LB 6.8 KG Carton volume: 13.75 FT³ 0.38 MT³</p>	Polypropylene seat. Stacks 5 high on floor. Stacks 10 high on dolly.	List price												
		6523 357 6523WS 386 6523MB 417 6523WSMB 446	OVERALL DIMENSIONS W D H			SEAT DIMENSIONS W D H			BACK DIMENSIONS W H					
			IN 23 22 33 MM 584 559 838	17 16 18 432 406 457	17 15 432 381	RTA 00	2 per carton (pricing and specifications are for one chair)							
 <p>6523TR 6523TRMB (mesh back)</p> <p>Armchair w/Tablet and Sled Base COM: N/A Unit weight: 21 LB 9.5 KG Carton weight: 27 LB 12.25 KG Carton volume: 14.25 FT³ 0.4 MT³</p>	Polypropylene seat. Does not stack. Specify (L) left or (R) right tablet. (Example: 6523TL or 6523TR).	List price												
		6523T 638 6523TWS 664 6523TMB 697 6523TWSMB 726	OVERALL DIMENSIONS W D H			SEAT DIMENSIONS W D H			BACK DIMENSIONS W H					
			IN 25 26.5 32 MM 635 673 813	17 16 18 432 406 457	17 15 432 381	RTA 00	1 per carton							

DESCRIPTION FEATURES MODEL# STANDARD TEXTILE GRADES



6524



6524MB (mesh back)

Armchair w/Sled Base

COM: 0.75 YD | 0.69 M
Unit weight: 13.5 LB | 6.1 KG
Carton weight: 16 LB | 7.26 KG
Carton volume: 11.75 FT³ | 0.33 MT³

Upholstered seat.
Stacks 5 high on floor.
Stacks 10 high on dolly.

	1	2	3	4	5	6	7	8	9	10	11	12
6524	417	441	461	485	523	558	593	624	662	698	747	816
6524WS	447	471	491	515	553	588	623	654	692	728	777	846
6524MB	478	502	522	546	584	619	654	685	723	759	808	877
6524WSMB	509	533	553	577	615	650	685	716	754	790	839	908

OVERALL DIMENSIONS SEAT DIMENSIONS BACK DIMENSIONS

	OVERALL DIMENSIONS			SEAT DIMENSIONS			BACK DIMENSIONS		
	W	D	H	W	D	H	W	H	
IN	23	22	33	17	16	18.5	17	14.5	
MM	584	559	838	432	406	470	432	368	

RTA 00

2 per carton (pricing and specifications are for one chair)



6524TR



6524TRMB (mesh back)

Armchair w/Tablet and Sled Base

COM: 0.75 YD | 0.69 M
Unit weight: 23 LB | 10.5 KG
Carton weight: 29 LB | 13.15 KG
Carton volume: 14.25 FT³ | 0.4 MT³

Upholstered seat.
Does not stack.
Specify (L) left or (R) right tablet (Example: 6524TL or 6524TR).

	1	2	3	4	5	6	7	8	9	10	11	12
6524T	697	721	741	765	803	838	873	904	942	978	1027	1096
6524TWS	727	751	771	795	833	868	903	934	972	1008	1057	1126
6524TMB	757	781	801	825	863	898	933	964	1002	1038	1087	1156
6524TWSMB	787	811	831	855	893	928	963	994	1032	1068	1117	1186

OVERALL DIMENSIONS SEAT DIMENSIONS BACK DIMENSIONS

	OVERALL DIMENSIONS			SEAT DIMENSIONS			BACK DIMENSIONS		
	W	D	H	W	D	H	W	H	
IN	25	26.5	32	17	16	18.5	17	15	
MM	635	673	813	432	406	470	432	381	

RTA 00

1 per carton



6525

Armchair

COM: 0.75 YD | 0.69 M
Unit weight: 14.5 LB | 6.6 KG
Carton weight: 18.5 LB | 8.39 KG
Carton volume: 13.75 FT³ | 0.38 MT³

Upholstered seat & back.
Stacks 5 high on floor.
Stacks 10 high on dolly.

	1	2	3	4	5	6	7	8	9	10	11	12
6525	453	477	498	521	558	594	629	660	698	734	783	852
6525WS	484	508	529	552	589	625	660	691	729	765	814	883

OVERALL DIMENSIONS SEAT DIMENSIONS BACK DIMENSIONS

	OVERALL DIMENSIONS			SEAT DIMENSIONS			BACK DIMENSIONS		
	W	D	H	W	D	H	H	WH	
IN	23	22	33.5	17	16	18.5	17	15	
MM	584	559	851	432	406	470	432	381	

RTA 00

2 per carton (pricing and specifications are for one chair)



6525TR

Armchair w/Tablet and Sled Base

COM: 0.75 YD | 0.69 M
Unit weight: 24 LB | 10.9 KG
Carton weight: 30 LB | 13.61 KG
Carton volume: 14.25 FT³ | 0.4 MT³

Upholstered seat & back.
Does not stack.
Specify (L) left or (R) right tablet (Example: 6525TL or 6525TR).

	1	2	3	4	5	6	7	8	9	10	11	12
6525T	736	760	781	804	841	877	912	943	981	1017	1066	1135
6525TWS	767	791	812	835	872	908	943	974	1012	1048	1097	1166

OVERALL DIMENSIONS SEAT DIMENSIONS BACK DIMENSIONS

	OVERALL DIMENSIONS			SEAT DIMENSIONS			BACK DIMENSIONS		
	W	D	H	W	D	H	W	H	
IN	25	26.5	32.5	17	16	18.5	17	15	
MM	635	673	826	432	406	470	432	381	

RTA 00

1 per carton



Ganging Brackets - Set of 2

COM: N/A
Unit weight: 0.07 LB | N/A KG
Carton weight: 0.16 LB | 0.07 KG
Carton volume: 1 FT³ | 0.02 MT³

For four-legged models only.

	List price
6522	16








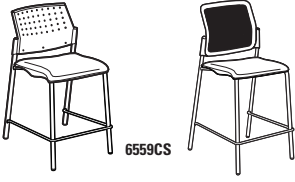

OVERALL DIMENSIONS SEAT DIMENSIONS BACK DIMENSIONS

	OVERALL DIMENSIONS			SEAT DIMENSIONS			BACK DIMENSIONS		
	W	D	H	W	D	H	W	H	
IN	0.87	7.75	1.5	-	-	-	-	-	
MM	22	197	38	-	-	-	-	-	

RTA 00



Pricing is for the set, specifications are for one bracket

DESCRIPTION	FEATURES	MODEL#	STANDARD TEXTILE GRADES																																																	
 <p>Ganging Brackets - Set of 2 COM: N/A Unit weight: 0.25 LB 0.004 KG Carton weight: 0.01 LB 0.004 KG Carton volume: 0.5 FT³ 0.01 MT³</p>	Sled base models only.	List price																																																		
		6526	18																																																	
		<table border="1"> <thead> <tr> <th rowspan="2"></th> <th colspan="3">OVERALL DIMENSIONS</th> <th colspan="3">SEAT DIMENSIONS</th> <th colspan="2">BACK DIMENSIONS</th> </tr> <tr> <th>W</th> <th>D</th> <th>H</th> <th>W</th> <th>D</th> <th>H</th> <th>W</th> <th>H</th> </tr> </thead> <tbody> <tr> <td>IN</td> <td>0.75</td> <td>5.75</td> <td>1.25</td> <td>-</td> <td>-</td> <td>-</td> <td>-</td> <td>-</td> </tr> <tr> <td>MM</td> <td>19</td> <td>146</td> <td>32</td> <td>-</td> <td>-</td> <td>-</td> <td>-</td> <td>-</td> </tr> </tbody> </table>				OVERALL DIMENSIONS			SEAT DIMENSIONS			BACK DIMENSIONS		W	D	H	W	D	H	W	H	IN	0.75	5.75	1.25	-	-	-	-	-	MM	19	146	32	-	-	-	-	-													
	OVERALL DIMENSIONS			SEAT DIMENSIONS			BACK DIMENSIONS																																													
	W	D	H	W	D	H	W	H																																												
IN	0.75	5.75	1.25	-	-	-	-	-																																												
MM	19	146	32	-	-	-	-	-																																												
  Pricing is for the set, specifications are for one bracket																																																				
 <p>Armless Bar Stool COM: N/A Unit weight: 15 LB 6.8 KG Carton weight: 24 LB 10.89 KG Carton volume: 17.5 FT³ 0.49 MT³</p>	Polypropylene seat. Stacks 5 high on floor.	List price																																																		
		6558	401																																																	
		6558MB	463																																																	
<table border="1"> <thead> <tr> <th rowspan="2"></th> <th colspan="3">OVERALL DIMENSIONS</th> <th colspan="3">SEAT DIMENSIONS</th> <th colspan="2">BACK DIMENSIONS</th> </tr> <tr> <th>W</th> <th>D</th> <th>H</th> <th>W</th> <th>D</th> <th>H</th> <th>W</th> <th>H</th> </tr> </thead> <tbody> <tr> <td>IN</td> <td>22</td> <td>23</td> <td>44</td> <td>17</td> <td>16</td> <td>28</td> <td>17</td> <td>15</td> </tr> <tr> <td>MM</td> <td>559</td> <td>584</td> <td>1118</td> <td>432</td> <td>406</td> <td>711</td> <td>432</td> <td>381</td> </tr> </tbody> </table>				OVERALL DIMENSIONS			SEAT DIMENSIONS			BACK DIMENSIONS		W	D	H	W	D	H	W	H	IN	22	23	44	17	16	28	17	15	MM	559	584	1118	432	406	711	432	381															
	OVERALL DIMENSIONS			SEAT DIMENSIONS			BACK DIMENSIONS																																													
	W	D	H	W	D	H	W	H																																												
IN	22	23	44	17	16	28	17	15																																												
MM	559	584	1118	432	406	711	432	381																																												
 1 per carton																																																				
 <p>Armless Counter Stool COM: N/A Unit weight: 14 LB 6.4 KG Carton weight: 18.5 LB 8.39 KG Carton volume: 17.5 FT³ 0.5 MT³</p>	Polypropylene seat. Stacks 5 high on floor.	List price																																																		
		6558CS	401																																																	
		6558CSMB	463																																																	
<table border="1"> <thead> <tr> <th rowspan="2"></th> <th colspan="3">OVERALL DIMENSIONS</th> <th colspan="3">SEAT DIMENSIONS</th> <th colspan="2">BACK DIMENSIONS</th> </tr> <tr> <th>W</th> <th>D</th> <th>H</th> <th>W</th> <th>D</th> <th>H</th> <th>W</th> <th>H</th> </tr> </thead> <tbody> <tr> <td>IN</td> <td>22</td> <td>22.5</td> <td>38</td> <td>17</td> <td>16</td> <td>24</td> <td>17</td> <td>15</td> </tr> <tr> <td>MM</td> <td>559</td> <td>572</td> <td>965</td> <td>432</td> <td>406</td> <td>610</td> <td>432</td> <td>381</td> </tr> </tbody> </table>				OVERALL DIMENSIONS			SEAT DIMENSIONS			BACK DIMENSIONS		W	D	H	W	D	H	W	H	IN	22	22.5	38	17	16	24	17	15	MM	559	572	965	432	406	610	432	381															
	OVERALL DIMENSIONS			SEAT DIMENSIONS			BACK DIMENSIONS																																													
	W	D	H	W	D	H	W	H																																												
IN	22	22.5	38	17	16	24	17	15																																												
MM	559	572	965	432	406	610	432	381																																												
 2 per carton (pricing and specifications are for one chair)																																																				
 <p>Armless Bar Stool COM: 0.75 YD 0.69 M Unit weight: 18 LB 8.2 KG Carton weight: 27 LB 12.25 KG Carton volume: 17.5 FT³ 0.49 MT³</p>	Upholstered seat. Stacks 5 high on floor.	<table border="1"> <thead> <tr> <th></th> <th>1</th> <th>2</th> <th>3</th> <th>4</th> <th>5</th> <th>6</th> <th>7</th> <th>8</th> <th>9</th> <th>10</th> <th>11</th> <th>12</th> </tr> </thead> <tbody> <tr> <td>6559</td> <td>444</td> <td>468</td> <td>488</td> <td>512</td> <td>550</td> <td>585</td> <td>620</td> <td>651</td> <td>689</td> <td>725</td> <td>774</td> <td>843</td> </tr> <tr> <td>6559MB</td> <td>505</td> <td>529</td> <td>549</td> <td>573</td> <td>611</td> <td>646</td> <td>681</td> <td>712</td> <td>750</td> <td>786</td> <td>835</td> <td>904</td> </tr> </tbody> </table>													1	2	3	4	5	6	7	8	9	10	11	12	6559	444	468	488	512	550	585	620	651	689	725	774	843	6559MB	505	529	549	573	611	646	681	712	750	786	835	904
			1	2	3	4	5	6	7	8	9	10	11	12																																						
		6559	444	468	488	512	550	585	620	651	689	725	774	843																																						
6559MB	505	529	549	573	611	646	681	712	750	786	835	904																																								
<table border="1"> <thead> <tr> <th rowspan="2"></th> <th colspan="3">OVERALL DIMENSIONS</th> <th colspan="3">SEAT DIMENSIONS</th> <th colspan="2">BACK DIMENSIONS</th> </tr> <tr> <th>W</th> <th>D</th> <th>H</th> <th>W</th> <th>D</th> <th>H</th> <th>W</th> <th>H</th> </tr> </thead> <tbody> <tr> <td>IN</td> <td>22</td> <td>23</td> <td>44</td> <td>17</td> <td>16</td> <td>28.5</td> <td>17</td> <td>15</td> </tr> <tr> <td>MM</td> <td>559</td> <td>584</td> <td>1118</td> <td>432</td> <td>406</td> <td>724</td> <td>432</td> <td>381</td> </tr> </tbody> </table>				OVERALL DIMENSIONS			SEAT DIMENSIONS			BACK DIMENSIONS		W	D	H	W	D	H	W	H	IN	22	23	44	17	16	28.5	17	15	MM	559	584	1118	432	406	724	432	381															
	OVERALL DIMENSIONS			SEAT DIMENSIONS			BACK DIMENSIONS																																													
	W	D	H	W	D	H	W	H																																												
IN	22	23	44	17	16	28.5	17	15																																												
MM	559	584	1118	432	406	724	432	381																																												
 1 per carton																																																				
 <p>Armless Counter Stool COM: 0.75 YD 0.69 M Unit weight: 17 LB 7.7 KG Carton weight: 21.5 LB 9.75 KG Carton volume: 17.5 FT³ 0.5 MT³</p>	Upholstered seat. Stacks 5 high on floor.	<table border="1"> <thead> <tr> <th></th> <th>1</th> <th>2</th> <th>3</th> <th>4</th> <th>5</th> <th>6</th> <th>7</th> <th>8</th> <th>9</th> <th>10</th> <th>11</th> <th>12</th> </tr> </thead> <tbody> <tr> <td>6559CS</td> <td>444</td> <td>468</td> <td>488</td> <td>512</td> <td>550</td> <td>585</td> <td>620</td> <td>651</td> <td>689</td> <td>725</td> <td>774</td> <td>843</td> </tr> <tr> <td>6559CSMB</td> <td>505</td> <td>529</td> <td>549</td> <td>573</td> <td>611</td> <td>646</td> <td>681</td> <td>712</td> <td>750</td> <td>786</td> <td>835</td> <td>904</td> </tr> </tbody> </table>													1	2	3	4	5	6	7	8	9	10	11	12	6559CS	444	468	488	512	550	585	620	651	689	725	774	843	6559CSMB	505	529	549	573	611	646	681	712	750	786	835	904
			1	2	3	4	5	6	7	8	9	10	11	12																																						
		6559CS	444	468	488	512	550	585	620	651	689	725	774	843																																						
6559CSMB	505	529	549	573	611	646	681	712	750	786	835	904																																								
<table border="1"> <thead> <tr> <th rowspan="2"></th> <th colspan="3">OVERALL DIMENSIONS</th> <th colspan="3">SEAT DIMENSIONS</th> <th colspan="2">BACK DIMENSIONS</th> </tr> <tr> <th>W</th> <th>D</th> <th>H</th> <th>W</th> <th>D</th> <th>H</th> <th>W</th> <th>H</th> </tr> </thead> <tbody> <tr> <td>IN</td> <td>22</td> <td>22.5</td> <td>38</td> <td>17</td> <td>16</td> <td>24.5</td> <td>17</td> <td>15</td> </tr> <tr> <td>MM</td> <td>559</td> <td>572</td> <td>965</td> <td>432</td> <td>406</td> <td>622</td> <td>432</td> <td>381</td> </tr> </tbody> </table>				OVERALL DIMENSIONS			SEAT DIMENSIONS			BACK DIMENSIONS		W	D	H	W	D	H	W	H	IN	22	22.5	38	17	16	24.5	17	15	MM	559	572	965	432	406	622	432	381															
	OVERALL DIMENSIONS			SEAT DIMENSIONS			BACK DIMENSIONS																																													
	W	D	H	W	D	H	W	H																																												
IN	22	22.5	38	17	16	24.5	17	15																																												
MM	559	572	965	432	406	622	432	381																																												
 2 per carton (pricing and specifications are for one chair)																																																				

DESCRIPTION	FEATURES	MODEL#	STANDARD TEXTILE GRADES											
			1	2	3	4	5	6	7	8	9	10	11	12



Armless Bar Stool
 COM: 0.75 YD | 0.69 M
 Unit weight: 19 LB | 8.6 KG
 Carton weight: 28 LB | 12.7 KG
 Carton volume: 17.5 FT³ | 0.49 MT³

Upholstered seat & back.
 Stacks 5 high on floor.

MODEL#	OVERALL DIMENSIONS			SEAT DIMENSIONS			BACK DIMENSIONS					
	W	D	H	W	D	H	W	H				
6561	484	508	528	552	590	625	660	691	729	765	814	883
	IN 22	23	44.5	17	16	28.5				17	15	
	MM 559	584	1130	432	406	724				432	381	
	RTA 00	1 per carton										



Armless Counter Stool
 COM: 0.75 YD | 0.69 M
 Unit weight: 18 LB | 8.2 KG
 Carton weight: 22.5 LB | 12.7 KG
 Carton volume: 17.75 FT³ | 0.5 MT³

Upholstered seat & back.
 Stacks 5 high on floor.

MODEL#	OVERALL DIMENSIONS			SEAT DIMENSIONS			BACK DIMENSIONS					
	W	D	H	W	D	H	W	H				
6561CS	484	508	528	552	590	625	660	691	729	765	814	883
	IN 22	22.5	38	17	15.5	24.5				17	15	
	MM 559	572	965	432	394	622				432	381	
	RTA 00	2 per carton (pricing and specifications are for one chair)										



Bar Stool w/Arms
 COM: N/A
 Unit weight: 18 LB | 8.2 KG
 Carton weight: 27 LB | 12.25 KG
 Carton volume: 17.5 FT³ | 0.49 MT³

Polypropylene seat.
 Stacks 5 high on floor.

List price												
6563	472											
6563MB Mesh back	532											
MODEL#	OVERALL DIMENSIONS			SEAT DIMENSIONS			BACK DIMENSIONS					
	W	D	H	W	D	H	W	H				
6563	484	508	528	552	590	625	660	691	729	765	814	883
	IN 23	23	44	17	16	28				17	15	
	MM 584	584	1118	432	406	711				432	381	
	RTA 00	1 per carton										



6563MB (mesh back)



Counter Stool w/Arms
 COM: N/A
 Unit weight: 15 LB | 6.8 KG
 Carton weight: 19.5 LB | 8.85 KG
 Carton volume: 17.75 FT³ | 0.5 MT³

Polypropylene seat.
 Stacks 5 high on floor.

List price												
6563CS	472											
6563CSMB Mesh back	532											
MODEL#	OVERALL DIMENSIONS			SEAT DIMENSIONS			BACK DIMENSIONS					
	W	D	H	W	D	H	W	H				
6563CS	484	508	528	552	590	625	660	691	729	765	814	883
	IN 23	22.5	38	17	16	24				17	15	
	MM 584	572	965	432	406	610				432	381	
	RTA 00	2 per carton (pricing and specifications are for one chair)										



6563CSMB (mesh back)











Bar Stool w/Arms
 COM: 0.75 YD | 0.69 M
 Unit weight: 19 LB | 8.6 KG
 Carton weight: 28 LB | 12.7 KG
 Carton volume: 17.5 FT³ | 0.49 MT³

Upholstered seat.
 Stacks 5 high on floor.

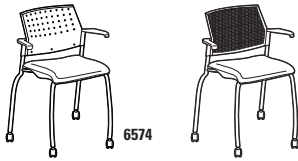
MODEL#	OVERALL DIMENSIONS			SEAT DIMENSIONS			BACK DIMENSIONS					
	W	D	H	W	D	H	W	H				
6564	514	538	558	582	620	655	690	721	759	795	844	913
	IN 23	23	44	17	16	28.5				17	15	
	MM 584	584	1118	432	406	724				432	381	
	RTA 00	1 per carton										



6564MB (mesh back)

DESCRIPTION	FEATURES	MODEL#	STANDARD TEXTILE GRADES											
			1	2	3	4	5	6	7	8	9	10	11	12
 6564CS	 6564CSMB (mesh back)		514	538	558	582	620	655	690	721	759	795	844	913
			574	598	618	642	680	715	750	781	819	855	904	973
Counter Stool w/Arms COM: 0.75 YD 0.69 M Unit weight: 18 LB 8.2 KG Carton weight: 22.5 LB 10.21 KG Carton volume: 17.75 FT³ 0.5 MT³	Upholstered seat. Stacks 5 high on floor.		OVERALL DIMENSIONS			SEAT DIMENSIONS			BACK DIMENSIONS					
			W	D	H	W	D	H	W	H				
			IN 23	22.5	38	17	16	24	17	15				
			MM 584	572	965	432	406	610	432	381				
			RTA 00	2 per carton (pricing and specifications are for one chair)										
 6565			552	576	597	620	658	693	729	759	798	834	882	951
			OVERALL DIMENSIONS			SEAT DIMENSIONS			BACK DIMENSIONS					
Bar Stool w/Arms COM: 0.75 YD 0.69 M Unit weight: 20 LB 9.1 KG Carton weight: 29 LB 13.15 KG Carton volume: 17.5 FT³ 0.49 MT³	Upholstered seat & back. Stacks 5 high on floor.		IN 23	23	44.5	17	16	28.5	17	15				
			MM 584	584	1130	432	406	724	432	381				
			RTA 00	1 per carton										
 6565CS			552	576	597	620	657	693	728	759	797	833	882	951
			OVERALL DIMENSIONS			SEAT DIMENSIONS			BACK DIMENSIONS					
Counter Stool w/Arms COM: 0.75 YD 0.69 M Unit weight: 19 LB 8.6 KG Carton weight: 23.5 LB 10.66 KG Carton volume: 17.75 FT³ 0.5 MT³	Upholstered seat & back. Stacks 5 high on floor.		IN 23	22.5	38	17	15.5	24.5	17	15				
			MM 584	572	965	432	394	622	432	381				
			RTA 00	2 per carton (pricing and specifications are for one chair)										
 6573	 6573MB (mesh back)		List price											
			6573 392 6573T 674 6573MB 452 6573TMB 735											
Armchair w/Casters COM: N/A Unit weight: 11.5 LB 5.2 KG Carton weight: 15.75 LB 7.14 KG Carton volume: 15.5 FT³ 0.43 MT³	Polypropylene seat. Does not stack.		OVERALL DIMENSIONS			SEAT DIMENSIONS			BACK DIMENSIONS					
			W	D	H	W	D	H	W	H				
			IN 23	22	33	17	16	18	17	15				
			MM 584	559	838	432	406	457	432	381				
			RTA 00	2 per carton (pricing and specifications are for one chair), 1 per carton for chair w/tablet										
 6573TRP	 6573TRMBP (mesh back)		List price											
			6573TP 838 6573TMBP 898											
Armchair w/Tablet, Casters and Pack Rack COM: N/A Unit weight: 25 LB 11.4 KG Carton weight: 32 LB 14.51 KG Carton volume: 15.75 FT³ 0.44 MT³	Polypropylene seat. Does not stack.		OVERALL DIMENSIONS			SEAT DIMENSIONS			BACK DIMENSIONS					
			W	D	H	W	D	H	W	H				
			IN 25.5	26	32.5	17	16	17.5	17	14.5				
			MM 648	660	826	432	406	445	432	368				
			RTA 00	1 per carton										

DESCRIPTION FEATURES MODEL# STANDARD TEXTILE GRADES



Armchair w/Casters
COM: 0.75 YD | 0.69 M
Unit weight: 14 LB | 6.4 KG
Carton weight: 18.25 LB | 8.28 KG
Carton volume: 15.5 FT³ | 0.43 MT³

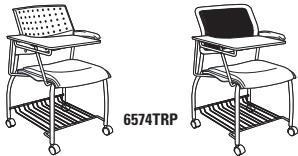
Upholstered seat.
Does not stack.

Available with tablet:
Specify (L) left or (R) right tablet.
(Example: 6574TL or 6574TR).

	1	2	3	4	5	6	7	8	9	10	11	12
6574	433	457	477	501	539	574	609	640	678	714	763	832
6574T	712	736	756	780	818	853	888	919	957	993	1042	1111
6574MB	493	517	537	561	599	634	669	700	738	774	823	892
6574TMB	774	798	818	842	880	915	950	981	1019	1055	1104	1173

	OVERALL DIMENSIONS			SEAT DIMENSIONS			BACK DIMENSIONS		
	W	D	H	W	D	H	W	H	
IN	23	22	33	17	16	18.5	17	14.5	
MM	584	559	838	432	406	470	432	368	

RTA 00 2 per carton (pricing and specifications are for one chair), 1 per carton for chair w/tablet



Armchair w/Tablet, Casters and Pack Rack
COM: 0.75 YD | 0.69 M
Unit weight: 27 LB | 12.3 KG
Carton weight: 34 LB | 15.42 KG
Carton volume: 15.75 FT³ | 0.44 MT³

Upholstered seat.
Does not stack.

Specify (L) left or (R) right tablet
(Example: 6574TLP or 6574TRP).

	1	2	3	4	5	6	7	8	9	10	11	12
6574TP	880	904	924	948	986	1021	1056	1087	1125	1161	1210	1279
6574TMBP	940	964	984	1008	1046	1081	1116	1147	1185	1221	1270	1339

	OVERALL DIMENSIONS			SEAT DIMENSIONS			BACK DIMENSIONS	
	W	D	H	W	D	H	W	H
IN	25.5	26	32.5	17	16	17.5	17	14.5
MM	648	660	826	432	406	445	432	368

RTA 00 1 per carton



Armchair w/Casters
COM: 0.75 YD | 0.69 M
Unit weight: 15 LB | 6.8 KG
Carton weight: 19.25 LB | 8.73 KG
Carton volume: 15.5 FT³ | 0.43 MT³

Upholstered seat & back.
Does not stack.

Available with tablet:
Specify (L) left or (R) right tablet.
(Example: 6575TL or 6575TR).

	1	2	3	4	5	6	7	8	9	10	11	12
6575	478	502	522	545	584	619	654	685	723	760	808	877
6575T	757	781	802	825	862	898	933	964	1002	1038	1087	1156

	OVERALL DIMENSIONS			SEAT DIMENSIONS			BACK DIMENSIONS	
	W	D	H	W	D	H	W	H
IN	23	22	33.5	17	15.5	18.5	17	15
MM	584	559	851	432	394	470	432	381

RTA 00 2 per carton (pricing and specifications are for one chair), 1 per carton for chair w/tablet



Armchair w/Tablet, Casters and Pack Rack
COM: 0.75 YD | 0.69 M
Unit weight: 28 LB | 12.7 KG
Carton weight: 35 LB | 15.88 KG
Carton volume: 15.75 FT³ | 0.44 MT³

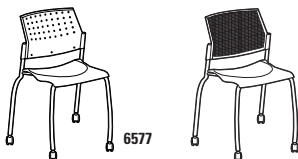
Upholstered seat & back.
Does not stack.

Specify (L) left or (R) right tablet
(Example: 6575TLP or 6575TRP).

	1	2	3	4	5	6	7	8	9	10	11	12
6575TP	924	948	969	992	1029	1065	1100	1131	1169	1205	1254	1323

	OVERALL DIMENSIONS			SEAT DIMENSIONS			BACK DIMENSIONS	
	W	D	H	W	D	H	W	H
IN	25.5	26	32.5	17	16	17.5	17	14.5
MM	648	660	826	432	406	445	432	368

RTA 00 1 per carton



Armless Chair w/Casters
COM: N/A
Unit weight: 9.5 LB | 4.3 KG
Carton weight: 13.75 LB | 6.24 KG
Carton volume: 15.5 FT³ | 0.43 MT³

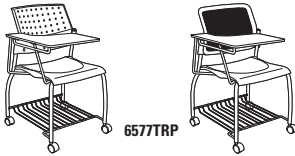
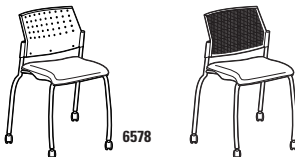
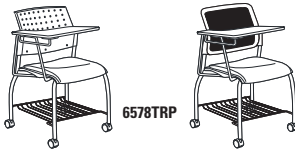
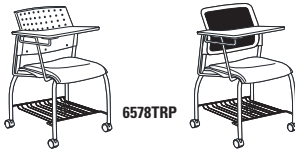


Polypropylene seat.
Does not stack.

Available with tablet:
Specify (L) left or (R) right tablet.
(Example: 6577TL or 6577TR).

List price	
6577	324
6577T	607
6577MB	385
6577TMB	667

	OVERALL DIMENSIONS			SEAT DIMENSIONS			BACK DIMENSIONS	
	W	D	H	W	D	H	W	H
IN	21.5	22	33	17	16	18	17	15
MM	546	559	838	432	406	457	432	381

RTA 00 2 per carton (pricing and specifications are for one chair), 1 per carton for chair w/tablet

DESCRIPTION	FEATURES	MODEL#	STANDARD TEXTILE GRADES																																																																		
 <p>6577TRP 6577TRMBP (mesh back)</p>	<p>Propylene seat. Does not stack.</p> <p>Specify (L) left or (R) right tablet. (Example: 6577TLP or 6577TRP).</p>	List price																																																																			
		<p>6577TP 769</p> <p>6577TMBP 830</p>																																																																			
<p>Armless Chair w/Tablet, Casters and Pack Rack COM: N/A Unit weight: 24 LB 10.9 KG Carton weight: 31 LB 14.06 KG Carton volume: 15.75 FT³ 0.44 MT³</p>		<table border="1"> <thead> <tr> <th rowspan="2">OVERALL DIMENSIONS</th> <th colspan="3">SEAT DIMENSIONS</th> <th colspan="2">BACK DIMENSIONS</th> </tr> <tr> <th>W</th> <th>D</th> <th>H</th> <th>W</th> <th>H</th> </tr> </thead> <tbody> <tr> <td>IN 24</td> <td>26</td> <td>32.5</td> <td>17</td> <td>16</td> <td>17.5</td> </tr> <tr> <td>MM 610</td> <td>660</td> <td>826</td> <td>432</td> <td>406</td> <td>445</td> </tr> </tbody> </table>			OVERALL DIMENSIONS	SEAT DIMENSIONS			BACK DIMENSIONS		W	D	H	W	H	IN 24	26	32.5	17	16	17.5	MM 610	660	826	432	406	445																																										
		OVERALL DIMENSIONS	SEAT DIMENSIONS			BACK DIMENSIONS																																																															
W	D		H	W	H																																																																
IN 24	26	32.5	17	16	17.5																																																																
MM 610	660	826	432	406	445																																																																
		<p>RTA 00 1 per carton</p>																																																																			
 <p>6578 6578MB (mesh back)</p>	<p>Upholstered seat. Does not stack.</p> <p>Available with tablet. Specify (L) left or (R) right tablet. (Example: 6578TL or 6578TR).</p>	<table border="1"> <thead> <tr> <th></th> <th>1</th> <th>2</th> <th>3</th> <th>4</th> <th>5</th> <th>6</th> <th>7</th> <th>8</th> <th>9</th> <th>10</th> <th>11</th> <th>12</th> </tr> </thead> <tbody> <tr> <td>6578</td> <td>372</td> <td>396</td> <td>416</td> <td>440</td> <td>478</td> <td>513</td> <td>548</td> <td>579</td> <td>617</td> <td>653</td> <td>702</td> <td>771</td> </tr> <tr> <td>6578T</td> <td>651</td> <td>675</td> <td>695</td> <td>719</td> <td>757</td> <td>792</td> <td>827</td> <td>858</td> <td>896</td> <td>932</td> <td>981</td> <td>1050</td> </tr> <tr> <td>6578MB</td> <td>431</td> <td>455</td> <td>475</td> <td>499</td> <td>537</td> <td>572</td> <td>607</td> <td>638</td> <td>676</td> <td>712</td> <td>761</td> <td>830</td> </tr> <tr> <td>6578TMB</td> <td>713</td> <td>737</td> <td>757</td> <td>781</td> <td>819</td> <td>854</td> <td>889</td> <td>920</td> <td>958</td> <td>994</td> <td>1043</td> <td>1112</td> </tr> </tbody> </table>			1	2	3	4	5	6	7	8	9	10	11	12	6578	372	396	416	440	478	513	548	579	617	653	702	771	6578T	651	675	695	719	757	792	827	858	896	932	981	1050	6578MB	431	455	475	499	537	572	607	638	676	712	761	830	6578TMB	713	737	757	781	819	854	889	920	958	994	1043	1112	
			1	2	3	4	5	6	7	8	9	10	11	12																																																							
6578	372	396	416	440	478	513	548	579	617	653	702	771																																																									
6578T	651	675	695	719	757	792	827	858	896	932	981	1050																																																									
6578MB	431	455	475	499	537	572	607	638	676	712	761	830																																																									
6578TMB	713	737	757	781	819	854	889	920	958	994	1043	1112																																																									
		<p>RTA 00 2 per carton (pricing and specifications are for one chair), 1 per carton for chair w/tablet</p>																																																																			
 <p>6578TP 6578TRMBP (mesh back)</p>	<p>Upholstered seat. Does not stack.</p> <p>Specify (L) left or (R) right tablet. (Example: 6578TL or 6578TR).</p>	<table border="1"> <thead> <tr> <th rowspan="2">OVERALL DIMENSIONS</th> <th colspan="3">SEAT DIMENSIONS</th> <th colspan="2">BACK DIMENSIONS</th> </tr> <tr> <th>W</th> <th>D</th> <th>H</th> <th>W</th> <th>H</th> </tr> </thead> <tbody> <tr> <td>IN 21.5</td> <td>22</td> <td>33</td> <td>17</td> <td>16</td> <td>18.5</td> </tr> <tr> <td>MM 546</td> <td>559</td> <td>838</td> <td>432</td> <td>406</td> <td>470</td> </tr> </tbody> </table>		OVERALL DIMENSIONS	SEAT DIMENSIONS			BACK DIMENSIONS		W	D	H	W	H	IN 21.5	22	33	17	16	18.5	MM 546	559	838	432	406	470																																											
		OVERALL DIMENSIONS	SEAT DIMENSIONS			BACK DIMENSIONS																																																															
W	D		H	W	H																																																																
IN 21.5	22	33	17	16	18.5																																																																
MM 546	559	838	432	406	470																																																																
		<p>RTA 00 2 per carton (pricing and specifications are for one chair), 1 per carton for chair w/tablet</p>																																																																			
 <p>6579TP 6579TRMBP (mesh back)</p>	<p>Upholstered seat. Does not stack.</p> <p>Specify (L) left or (R) right tablet. (Example: 6579TL or 6579TR).</p>	<table border="1"> <thead> <tr> <th></th> <th>1</th> <th>2</th> <th>3</th> <th>4</th> <th>5</th> <th>6</th> <th>7</th> <th>8</th> <th>9</th> <th>10</th> <th>11</th> <th>12</th> </tr> </thead> <tbody> <tr> <td>6579TP</td> <td>820</td> <td>844</td> <td>864</td> <td>888</td> <td>926</td> <td>961</td> <td>996</td> <td>1027</td> <td>1065</td> <td>1101</td> <td>1150</td> <td>1219</td> </tr> <tr> <td>6579TMBP</td> <td>880</td> <td>904</td> <td>924</td> <td>948</td> <td>986</td> <td>1021</td> <td>1056</td> <td>1087</td> <td>1125</td> <td>1161</td> <td>1210</td> <td>1279</td> </tr> </tbody> </table>			1	2	3	4	5	6	7	8	9	10	11	12	6579TP	820	844	864	888	926	961	996	1027	1065	1101	1150	1219	6579TMBP	880	904	924	948	986	1021	1056	1087	1125	1161	1210	1279																											
			1	2	3	4	5	6	7	8	9	10	11	12																																																							
6579TP	820	844	864	888	926	961	996	1027	1065	1101	1150	1219																																																									
6579TMBP	880	904	924	948	986	1021	1056	1087	1125	1161	1210	1279																																																									
		<p>RTA 00 1 per carton</p>																																																																			
 <p>6579</p>	<p>Upholstered seat & back. Does not stack.</p> <p>Available with tablet. Specify (L) left or (R) right tablet. (Example: 6579TL or 6579TR).</p>	<table border="1"> <thead> <tr> <th rowspan="2">OVERALL DIMENSIONS</th> <th colspan="3">SEAT DIMENSIONS</th> <th colspan="2">BACK DIMENSIONS</th> </tr> <tr> <th>W</th> <th>D</th> <th>H</th> <th>W</th> <th>H</th> </tr> </thead> <tbody> <tr> <td>IN 21.5</td> <td>22</td> <td>33.5</td> <td>17</td> <td>15.5</td> <td>18.5</td> </tr> <tr> <td>MM 546</td> <td>559</td> <td>851</td> <td>432</td> <td>394</td> <td>470</td> </tr> </tbody> </table>		OVERALL DIMENSIONS	SEAT DIMENSIONS			BACK DIMENSIONS		W	D	H	W	H	IN 21.5	22	33.5	17	15.5	18.5	MM 546	559	851	432	394	470																																											
		OVERALL DIMENSIONS	SEAT DIMENSIONS			BACK DIMENSIONS																																																															
W	D		H	W	H																																																																
IN 21.5	22	33.5	17	15.5	18.5																																																																
MM 546	559	851	432	394	470																																																																
		<p>RTA 00 2 per carton (pricing and specifications are for one chair), 1 per carton for chair w/tablet</p>																																																																			
 <p>6579TP</p>	<p>Upholstered seat & back. Does not stack.</p> <p>Specify (L) left or (R) right tablet. (Example: 6579TLP or 6579TRP).</p>	<table border="1"> <thead> <tr> <th></th> <th>1</th> <th>2</th> <th>3</th> <th>4</th> <th>5</th> <th>6</th> <th>7</th> <th>8</th> <th>9</th> <th>10</th> <th>11</th> <th>12</th> </tr> </thead> <tbody> <tr> <td>6579TP</td> <td>856</td> <td>880</td> <td>900</td> <td>924</td> <td>962</td> <td>997</td> <td>1032</td> <td>1063</td> <td>1101</td> <td>1137</td> <td>1186</td> <td>1255</td> </tr> </tbody> </table>			1	2	3	4	5	6	7	8	9	10	11	12	6579TP	856	880	900	924	962	997	1032	1063	1101	1137	1186	1255																																								
			1	2	3	4	5	6	7	8	9	10	11	12																																																							
6579TP	856	880	900	924	962	997	1032	1063	1101	1137	1186	1255																																																									
		<p>RTA 00 1 per carton</p>																																																																			

STREAM



model 2075APP



model 2076NPU



model 2075NPPT



model 2075CSAPP

STANDARD FEATURES

- Stream series multi-purpose product includes: four-legged models, sled base models, tablet models and stools.
- Units available with or without arms. Arms match selected seat/finish.
- Bases are available in paint and plated finishes. See options column.
- Four-legged chairs are standard with non-marking nylon bullet glides (FG). Bullet glides can be specified in any plastic color (including a natural color). Bullet glides are not recommended for LVT flooring. Casters are available with upcharge.
- Sled chairs are available with Black or opaque non marking glides.
- Four-legged and sled models are stackable on dolly 2085. Please see stacking chart below for details.
- Upholstered models are equipped with a color coordinated shroud under the seat to help prevent frame imprints on the lower chair while stacked.
- Four-legged and sled chair styles are available as tablet models. Tablet and backpack rack models do not stack.
- Tablet arms are rugged and meet ANSI/BIFMA testing requirements. Tablet hinges up to allow ease of egress and slide forward + back to accommodate most users.
- Standard tablet (D8) size is 18"D x 14.5"W and is made of Black polymer. Tablets are attached at the left or right (as seated).
- Upholstery options: fabric, vinyl or leather. Vinyl and leather models may feature stitch detail across the seat and/or back cushions, if applicable.

OPTIONAL FEATURES

- Polypropylene seats and backs are available in 14 colors: Buzz Blue (BZB), Cactus (CCT), Carrot (CRO), Cloud (IVC), Dijon (DJN), Eggplant (EGP), Fog (FOG), Frost (FRO), Ink (INK), Latte (LAB), Night (BLK), Sand (SND), Scarlet (SAR) and Shadow (SHW). Please specify.
- Several glide options are available. Glides must be chosen to best suit flooring type and site conditions. For more information, please refer to the glide section (page 163).
- Four-legged chairs are optionally available with casters, please specify (FC). Add \$108.
- For carpet casters, please specify (DC). No additional upcharge.
- For hard surface flooring casters, please specify (RC). Add \$18.
- An optional 18.5"D x 18.5"W high pressure laminate writing tablet is available. The core is hardwood veneer plywood with a radiused edge and finished in clear lacquer. This writing tablet is offered in the following finishes: Black (BLK), Clear Maple (CMB), Designer White (DWT) and Noce Grigio (NGL). Please specify. Add \$68.








Please add option codes in the following order:

- Model number**
2075 Four-legged chair
2075BR Four-legged chair w/backpack rack
2075BS Bar stool
2075CS Counter stool
2076 Sled base chair
- Arm suffix (add to end of model #)
(A) Chair with arms.
(N) Chair without arms.
- Upholstery suffix (add to end of model #)
(PP) Plastic back, plastic seat.
(PU) Plastic back, upholstered seat.
(UU) Upholstered back, upholstered seat.
- Tablet suffix (add to end of model #)
(T) Ordering w/tablet surface (chair models only).
- Textile**
Specify textile code for back (UU models only). Specify textile code for seat (PU, UU models only).
- Seat/back finish (no upcharge)**
(BZB) Buzz Blue **(FRO)** Frost
(CCT) Cactus **(INK)** Ink
(CRO) Carrot **(LAB)** Latte
(IVC) Cloud **(BLK)** Night
(DJN) Dijon **(SND)** Sand
(EGP) Eggplant **(SAR)** Scarlet
(FOG) Fog **(SHW)** Shadow
- Frame with bullet glides or casters** (four-legged chair models only)
(FG) Glides.
(FC) Casters. Add \$108.
- Caster type** (if applicable)
(DC) C107 carpet.
(RC) C107R hard floor. Add \$18.
- Frame finish**
For leg frame finish options, please see page 161. Upcharges apply for plated finishes:
(CHM) Chrome. Add \$25 for armchairs. Add \$49 for stools.
(BCH) Brushed Chrome. Add \$138 for armchairs. Add \$212 for stools.
(SBR) Satin Brass. Add \$217 for armchairs. Add \$341 for stools.
(ACO) Antique Copper. Add \$217 for armchairs. Add \$341 for stools.
- Glide type** (four-legged chair models only)
(BG) Bullet glides for some hard floor/carpeted surfaces. Choose bullet glide color. (standard)
(FG) Glides w/felt pads are available for vinyl sheet, cork or laminate flooring, please specify. Add \$19.
(RG) Glides with rubber pads are available for vinyl, hardwood, laminate, stone or ceramic flooring, please specify. Add \$19.
(SG) Glides with stainless steel pads are available for carpet or rubber flooring, please specify. Add \$19.
- Bullet glide color** (four-legged chair models only)
(BZB) Buzz Blue **(INK)** Ink
(CCT) Cactus **(LAB)** Latte
(CRO) Carrot **(NAT)** Natural
(IVC) Cloud **(BLK)** Night
(DJN) Dijon **(SND)** Sand
(EGP) Eggplant **(SAR)** Scarlet
(FOG) Fog **(SHW)** Shadow
(FRO) Frost
- Sled chair glides type** (sled chair models only)
(GL) Black glides.
(NM) Opaque non-marking glides.
- Tablet**
(LT) Left
(RT) Right
- Tablet finish**
(D8) Black polymer. No upcharge.
(BLK) Black laminate. Add \$68.
(CMB) Clear Maple laminate. Add \$68.
(DWT) Designer White laminate. Add \$68.
(NGL) Noce Grigio laminate. Add \$68.

	Stream Chair Stacking Capability		Stream Stools Stacking Capability
	Stacks on floor	Stacks on dolly (2085)	Stacks on floor only
Four-Leg (Glide/Caster) + Sled Base Models			
Polypropylene seat	up to 5 high	up to 15 high	up to 5 high
Poly back & upholstered seat	up to 5 high	up to 10 high	up to 5 high
Upholstered seat & back	up to 5 high	up to 10 high	up to 5 high

EXAMPLE STREAM ORDER CODE:

2075NPP	-	-	-IVC	-FG	-CHM	-RG	-	-	-
Model #	Back Textile	Seat Textile	Seat/back finish	Frame w/ glide or casters	Frame finish	Glide or caster type	Bullet glide color	Tablet	Tablet finish

DESCRIPTION	FEATURES	MODEL#	STANDARD TEXTILE GRADES											
 <p>Armchair COM: N/A Unit weight: 13 LB 5.9 KG Carton weight: 16.25 LB 7.37 KG Carton volume: 26.75 FT³ 0.75 MT³</p>	<p>Polypropylene seat & back. Bullet glides or casters. Stacks 5 high on floor. Stacks 15 high on dolly.</p>	List price												
		2075APP	436											
		OVERALL DIMENSIONS			SEAT DIMENSIONS			BACK DIMENSIONS						
		W	D	H	W	D	H	W	H					
IN 24	25	33.25	18	18	17	16	16.5							
MM 610	635	845	457	457	432	406	419							
<div style="display: flex; align-items: center;"> <div style="border: 1px solid black; padding: 2px; margin-right: 5px;">RTA 00</div> 4 per carton (pricing and specifications are for one seat unit) </div>														
 <p>2075APU</p>	 <p>2075AUU</p>	List price												
		2075APU	616	640	660	684	722	757	792	823	861	897	946	1015
		Upholstered seat												
		2075AUU	741	765	786	809	846	882	918	948	986	1023	1071	1140
Upholstered seat & back														
OVERALL DIMENSIONS			SEAT DIMENSIONS			BACK DIMENSIONS								
W	D	H	W	D	H	W	H							
IN 24	25	33.25	18	18	17.5	16	16							
MM 610	635	845	457	457	445	406	406							
<div style="display: flex; align-items: center;"> <div style="border: 1px solid black; padding: 2px; margin-right: 5px;">RTA 00</div> 4 per carton (pricing and specifications are for one seat unit) </div>														
 <p>Armless Chair COM: N/A Unit weight: 9 LB 4.1 KG Carton weight: 12.25 LB 5.56 KG Carton volume: 19.25 FT³ 0.54 MT³</p>	<p>Polypropylene seat & back. Bullet glides or casters. Stacks 5 high on floor. Stacks 15 high on dolly.</p>	List price												
		2075NPP	373											
		OVERALL DIMENSIONS			SEAT DIMENSIONS			BACK DIMENSIONS						
		W	D	H	W	D	H	W	H					
IN 20.5	25	33.25	18	18	18	16	16.5							
MM 521	635	845	457	457	457	406	419							
<div style="display: flex; align-items: center;"> <div style="border: 1px solid black; padding: 2px; margin-right: 5px;">RTA 00</div> 4 per carton (pricing and specifications are for one seat unit) </div>														
 <p>2075NPU</p>	 <p>2075NUU</p>	List price												
		2075NPU	554	578	598	622	660	695	730	761	799	835	884	953
		Upholstered seat												
		2075NUU	679	703	724	747	784	820	856	886	924	961	1009	1078
Upholstered seat & back														
OVERALL DIMENSIONS			SEAT DIMENSIONS			BACK DIMENSIONS								
W	D	H	W	D	H	W	H							
IN 20.5	25	33.25	18	18	17.5	16	16							
MM 521	635	845	457	457	445	406	406							
<div style="display: flex; align-items: center;"> <div style="border: 1px solid black; padding: 2px; margin-right: 5px;">RTA 00</div> 4 per carton (pricing and specifications are for one seat unit) </div>														
 <p>Armchair w/Tablet COM: N/A Unit weight: 19 LB 8.6 KG Carton weight: 28 LB 12.7 KG Carton volume: 17.5 FT³ 0.49 MT³</p>	<p>Polypropylene seat & back. Bullet glides or casters. Does not stack.</p>	List price												
		2075APPT	711											
		OVERALL DIMENSIONS			SEAT DIMENSIONS			BACK DIMENSIONS						
		W	D	H	W	D	H	W	H					
IN 26.5	27.25	33.25	18	18	17	16	16.5							
MM 673	692	845	457	457	432	406	419							
<div style="display: flex; align-items: center;"> <div style="border: 1px solid black; padding: 2px; margin-right: 5px;">RTA 00</div> 1 per carton </div>														

DESCRIPTION	FEATURES	MODEL#	STANDARD TEXTILE GRADES											
			1	2	3	4	5	6	7	8	9	10	11	12



2075APUT



2075AUUT

Armchair w/Tablet

COM: 0.75 YD | 0.69 M
 Unit weight: 24 LB | 10.9 KG
 Carton weight: 33 LB | 14.97 KG
 Carton volume: 17.5 FT³ | 0.49 MT³

Bullet glides or casters.
 Does not stack.

MODEL#	STANDARD TEXTILE GRADES											
	1	2	3	4	5	6	7	8	9	10	11	12
2075APUT Upholstered seat	841	865	885	909	947	982	1017	1048	1086	1122	1171	1240
2075AUUT Upholstered seat & back	966	990	1011	1034	1071	1107	1143	1173	1211	1248	1296	1365
OVERALL DIMENSIONS	SEAT DIMENSIONS			BACK DIMENSIONS								
	W	D	H	W	D	H	W	H				
IN 26.5	27.25	33.25	18	18	17.5	16	16					
MM 673	692	845	457	457	445	406	406					

RTA 00 1 per carton



Armless Chair w/Tablet

COM: N/A
 Unit weight: 19 LB | 8.6 KG
 Carton weight: 28 LB | 12.7 KG
 Carton volume: 17.5 FT³ | 0.49 MT³

Polypropylene seat & back.
 Bullet glides or casters.
 Does not stack.

List price												
2075NPPT	648											
OVERALL DIMENSIONS	SEAT DIMENSIONS			BACK DIMENSIONS								
	W	D	H	W	D	H	W	H				
IN 25	27.25	33.25	18	18	17	16	16.5					
MM 635	692	845	457	457	432	406	419					

RTA 00 1 per carton



2075NPPT



2075NUUT

Armless Chair w/Tablet

COM: 0.75 YD | 0.69 M
 Unit weight: 22 LB | 10 KG
 Carton weight: 29 LB | 13.15 KG
 Carton volume: 14.75 FT³ | 0.41 MT³

Bullet glides or casters.
 Does not stack.

MODEL#	STANDARD TEXTILE GRADES											
	1	2	3	4	5	6	7	8	9	10	11	12
2075NPPT Upholstered seat	778	802	822	846	884	919	954	985	1023	1059	1108	1177
2075NUUT Upholstered seat & back	903	927	948	971	1008	1044	1079	1110	1148	1184	1233	1302
OVERALL DIMENSIONS	SEAT DIMENSIONS			BACK DIMENSIONS								
	W	D	H	W	D	H	W	H				
IN 25	27.25	33.25	18	18	17.5	16	16					
MM 635	692	845	457	457	445	406	406					

RTA 00 1 per carton



Armchair w/Backpack Rack and Tablet

COM: N/A
 Unit weight: 23 LB | 10.5 KG
 Carton weight: 32 LB | 14.51 KG
 Carton volume: 17.5 FT³ | 0.49 MT³

Polypropylene seat & back.
 Bullet glides or casters.
 Does not stack.

List price												
2075BRAPPT	854											
OVERALL DIMENSIONS	SEAT DIMENSIONS			BACK DIMENSIONS								
	W	D	H	W	D	H	W	H				
IN 26.5	27.25	33.25	18	18	17	16	16.5					
MM 673	692	845	457	457	432	406	419					

RTA 00 1 per carton



2075BRAPUT



2075BRAUT








Armchair w/Backpack Rack and Tablet

COM: 0.75 YD | 0.69 M
 Unit weight: 28 LB | 12.7 KG
 Carton weight: 37 LB | 16.78 KG
 Carton volume: 17.5 FT³ | 0.49 MT³

Bullet glides or casters.
 Does not stack.

MODEL#	STANDARD TEXTILE GRADES											
	1	2	3	4	5	6	7	8	9	10	11	12
2075BRAPUT Upholstered seat	984	1008	1028	1052	1090	1125	1160	1191	1229	1265	1314	1383
2075BRAUT Upholstered seat & back	1109	1133	1154	1177	1214	1250	1286	1316	1354	1391	1439	1508
OVERALL DIMENSIONS	SEAT DIMENSIONS			BACK DIMENSIONS								
	W	D	H	W	D	H	W	H				
IN 26.5	27.25	33.25	18	18	17.5	16	16					
MM 673	692	845	457	457	445	406	406					

RTA 00 1 per carton

DESCRIPTION	FEATURES	MODEL#	STANDARD TEXTILE GRADES											
 <p>Armless Chair w/Backpack Rack and Tablet COM: N/A Unit weight: 23 LB 10.5 KG Carton weight: 32 LB 14.51 KG Carton volume: 17.5 FT³ 0.49 MT³</p>	<p>Polypropylene seat & back. Bullet glides or casters. Does not stack.</p>	List price												
		2075BRNPPT 792												
		OVERALL DIMENSIONS			SEAT DIMENSIONS			BACK DIMENSIONS						
		W	D	H	W	D	H	W	H					
IN 25	27.25	33.25	18	18	17	16	16.5							
MM 635	692	845	457	457	432	406	419							
<p>RTA 00 1 per carton</p>														
 <p>2075BRNPOT</p>  <p>2075BRNUOT</p>	<p>Bullet glides or casters. Does not stack.</p>	List price												
		2075BRNPOT 922 946 966 990 1028 1063 1098 1129 1167 1203 1252 1321 Upholstered seat												
		2075BRNUOT 1047 1071 1092 1115 1152 1188 1224 1254 1292 1329 1377 1446 Upholstered seat & back												
		OVERALL DIMENSIONS			SEAT DIMENSIONS			BACK DIMENSIONS						
W	D	H	W	D	H	W	H							
IN 25	27.25	33.25	18	18	17.5	16	16							
MM 635	692	845	457	457	445	406	406							
<p>RTA 00 1 per carton</p>														
 <p>Bar Stool w/Arms COM: N/A Unit weight: 21 LB 9.5 KG Carton weight: 25 LB 11.34 KG Carton volume: 21.5 FT³ 0.6 MT³</p>	<p>Polypropylene seat & back. Stacks 5 high on floor.</p>	List price												
		2075BSAPP 635												
		OVERALL DIMENSIONS			SEAT DIMENSIONS			BACK DIMENSIONS						
		W	D	H	W	D	H	W	H					
IN 24	24.75	45	18	18	29	16	16.5							
MM 610	629	1143	457	457	737	406	419							
<p>RTA 00 2 per carton (pricing and specifications are for one seat unit)</p>														
 <p>2075BSAPU</p>  <p>2075BSAAU</p>	<p>Stacks 5 high on floor.</p>	List price												
		2075BSAPU 816 840 860 884 922 957 992 1023 1061 1097 1146 1215 Upholstered seat												
		2075BSAAU 940 964 985 1008 1045 1081 1117 1147 1185 1222 1270 1339 Upholstered seat & back												
		OVERALL DIMENSIONS			SEAT DIMENSIONS			BACK DIMENSIONS						
W	D	H	W	D	H	W	H							
IN 24	24.75	45	18	18	29.5	16	16							
MM 610	629	1143	457	457	749	406	406							
<p>RTA 00 2 per carton (pricing and specifications are for one seat unit)</p>														
 <p>Armless Bar Stool COM: N/A Unit weight: 17 LB 7.7 KG Carton weight: 21 LB 9.53 KG Carton volume: 17.75 FT³ 0.5 MT³</p>	<p>Polypropylene seat & back. Stacks 5 high on floor.</p>	List price												
		2075BSNPP 573												
		OVERALL DIMENSIONS			SEAT DIMENSIONS			BACK DIMENSIONS						
		W	D	H	W	D	H	W	H					
IN 22	24.75	45	18	18	29	16	16.5							
MM 559	629	1143	457	457	737	406	419							
<p>RTA 00 2 per carton (pricing and specifications are for one seat unit)</p>														

DESCRIPTION	FEATURES	MODEL#	STANDARD TEXTILE GRADES											
			1	2	3	4	5	6	7	8	9	10	11	12



2075BSNPU



2075BSNUU

Armless Bar Stool

COM: 0.75 YD | 0.69 M
 Unit weight: 20 LB | 9.1 KG
 Carton weight: 24 LB | 10.89 KG
 Carton volume: 17.75 FT³ | 0.5 MT³

Stacks 5 high on floor.

	1	2	3	4	5	6	7	8	9	10	11	12
2075BSNPU	753	777	797	821	859	894	929	960	998	1034	1083	1152
Upholstered seat												
2075BSNUU	878	902	923	946	983	1019	1055	1085	1123	1160	1208	1277
Upholstered seat & back												

	OVERALL DIMENSIONS			SEAT DIMENSIONS			BACK DIMENSIONS		
	W	D	H	W	D	H	W	H	
IN	22	24.75	45	18	18	29.5	16	16	
MM	559	629	1143	457	457	749	406	406	

RTA 00 2 per carton (pricing and specifications are for one seat unit)

List price

2075CSAPP 573



Counter Stool w/Arms

COM: N/A
 Unit weight: 20 LB | 9.1 KG
 Carton weight: 24 LB | 10.89 KG
 Carton volume: 21.5 FT³ | 0.6 MT³

Polypropylene seat & back.
 Stacks 5 high on floor.

	OVERALL DIMENSIONS			SEAT DIMENSIONS			BACK DIMENSIONS	
	W	D	H	W	D	H	W	H
IN	24	24.75	40	18	18	24	16	16.5
MM	610	629	1016	457	457	610	406	419

RTA 00 2 per carton (pricing and specifications are for one seat unit)

	1	2	3	4	5	6	7	8	9	10	11	12
--	---	---	---	---	---	---	---	---	---	----	----	----

2075CSAPU 753 777 797 821 859 894 929 960 998 1034 1083 1152
 Upholstered seat

2075CSAAU 878 902 923 946 983 1019 1055 1085 1123 1160 1208 1277
 Upholstered seat & back

	OVERALL DIMENSIONS			SEAT DIMENSIONS			BACK DIMENSIONS	
	W	D	H	W	D	H	W	H
IN	24	24.75	40	18	18	24.5	16	16
MM	610	629	1016	457	457	622	406	406

RTA 00 2 per carton (pricing and specifications are for one seat unit)

List price

2075CSNPP 510



Armless Counter Stool

COM: N/A
 Unit weight: 16 LB | 7.3 KG
 Carton weight: 20 LB | 9.07 KG
 Carton volume: 19 FT³ | 0.53 MT³

Polypropylene seat & back.
 Stacks 5 high on floor.

	OVERALL DIMENSIONS			SEAT DIMENSIONS			BACK DIMENSIONS	
	W	D	H	W	D	H	W	H
IN	22	24.75	40	18	18	24	16	16.5
MM	559	629	1016	457	457	610	406	419

RTA 00 2 per carton (pricing and specifications are for one seat unit)

	1	2	3	4	5	6	7	8	9	10	11	12
--	---	---	---	---	---	---	---	---	---	----	----	----

2075CSNPU 691 715 735 759 797 832 867 898 936 972 1021 1090
 Upholstered seat

2075CSNUU 816 840 861 884 921 957 993 1023 1061 1098 1146 1215
 Upholstered seat & back

	OVERALL DIMENSIONS			SEAT DIMENSIONS			BACK DIMENSIONS	
	W	D	H	W	D	H	W	H
IN	22	24.75	40	18	18	24.5	16	16
MM	559	629	1016	457	457	622	406	406

RTA 00 2 per carton (pricing and specifications are for one seat unit)



2075CSNPU















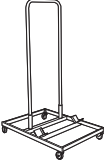


2075CSNUU

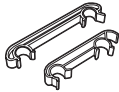

Armless Counter Stool

COM: 0.75 YD | 0.69 M
 Unit weight: 19 LB | 8.6 KG
 Carton weight: 23 LB | 10.43 KG
 Carton volume: 19 FT³ | 0.53 MT³




















Stacks 5 high on floor.

DESCRIPTION	FEATURES	MODEL#	STANDARD TEXTILE GRADES											
 <p>Armchair w/Sled Base COM: N/A Unit weight: 14 LB 6.4 KG Carton weight: 17.25 LB 7.82 KG Carton volume: 26.75 FT³ 0.75 MT³</p>	<p>Polypropylene seat & back. Stacks 5 high on floor. Stacks 15 high on dolly.</p>	List price												
		2076APP	523											
		OVERALL DIMENSIONS			SEAT DIMENSIONS			BACK DIMENSIONS						
		W	D	H	W	D	H	W	H					
IN 24	25	33.25	18	18	17	16	16.5							
MM 610	635	845	457	457	432	406	419							
<p>RTA 00 4 per carton (pricing and specifications are for one seat unit)</p>														
 <p>2076APU</p>  <p>2076AUU</p>	<p>Stacks 5 high on floor. Stacks 10 high on dolly.</p>	List price												
		2076APU	704	728	748	772	810	845	880	911	949	985	1034	1103
		Upholstered seat												
		2076AUU	828	852	872	896	934	969	1004	1035	1073	1109	1158	1227
Upholstered seat & back														
OVERALL DIMENSIONS			SEAT DIMENSIONS			BACK DIMENSIONS								
W	D	H	W	D	H	W	H							
IN 24	25	33.25	18	18	17.5	16	16							
MM 610	635	845	457	457	445	406	406							
<p>RTA 00 4 per carton (pricing and specifications are for one seat unit)</p>														
 <p>Armless Chair w/Sled Base COM: N/A Unit weight: 10 LB 4.5 KG Carton weight: 13.25 LB 6.01 KG Carton volume: 19.25 FT³ 0.54 MT³</p>	<p>Polypropylene seat & back. Stacks 5 high on floor. Stacks 15 high on dolly.</p>	List price												
		2076NPP	461											
		OVERALL DIMENSIONS			SEAT DIMENSIONS			BACK DIMENSIONS						
		W	D	H	W	D	H	W	H					
IN 20.5	25	33.25	18	18	18	16	16.5							
MM 521	635	845	457	457	457	406	419							
<p>RTA 00 4 per carton (pricing and specifications are for one seat unit)</p>														
 <p>2076NPU</p>  <p>2076NUU</p>	<p>Stacks 5 high on floor. Stacks 10 high on dolly.</p>	List price												
		2076NPU	642	666	686	710	748	783	818	849	887	923	972	1041
		Upholstered seat												
		2076NUU	765	789	809	833	871	906	941	972	1010	1046	1095	1164
Upholstered seat & back														
OVERALL DIMENSIONS			SEAT DIMENSIONS			BACK DIMENSIONS								
W	D	H	W	D	H	W	H							
IN 20.5	25	33.25	18	18	17.5	16	16							
MM 521	635	845	457	457	445	406	406							
<p>RTA 00 4 per carton (pricing and specifications are for one seat unit)</p>														
 <p>Armchair w/Sled Base and Tablet COM: N/A Unit weight: 20 LB 9.1 KG Carton weight: 27 LB 12.25 KG Carton volume: 14.75 FT³ 0.41 MT³</p>	<p>Polypropylene seat & back. Does not stack.</p>	List price												
		2076APPT	797											
		OVERALL DIMENSIONS			SEAT DIMENSIONS			BACK DIMENSIONS						
		W	D	H	W	D	H	W	H					
IN 26.5	27.25	33.25	18	18	17	16	16.5							
MM 673	692	845	457	457	432	406	419							
<p>RTA 00 1 per carton</p>														

DESCRIPTION	FEATURES	MODEL#	STANDARD TEXTILE GRADES											
			1	2	3	4	5	6	7	8	9	10	11	12
 2076APUT	 2076AUUT	2076APUT Upholstered seat	928	952	972	996	1034	1069	1104	1135	1173	1209	1258	1327
			2076AUUT Upholstered seat & back	1053	1077	1098	1121	1158	1194	1230	1260	1298	1335	1383
Overall Dimensions W D H			Seat Dimensions W D H			Back Dimensions W H								
IN 26.5 27.25 33.25 MM 673 692 845			18 18 17.5 457 457 445			16 16 406 406								
COM: 0.75 YD 0.69 M Unit weight: 25 LB 11.4 KG Carton weight: 32 LB 14.51 KG Carton volume: 14.75 FT³ 0.41 MT³			Does not stack.											
			RTA 00 1 per carton											
List price														
 2076NPPT			735											
Overall Dimensions W D H			Seat Dimensions W D H			Back Dimensions W H								
IN 26.5 27.25 33.25 MM 673 692 845			18 18 17 457 457 432			16 16.5 406 419								
COM: N/A Unit weight: 20 LB 9.1 KG Carton weight: 27 LB 12.25 KG Carton volume: 14.75 FT³ 0.41 MT³			Polypropylene seat & back. Does not stack.											
			RTA 00 1 per carton											
List price														
 2076NPUT			2076NPUT Upholstered seat											
 2076NUUT			2076NUUT Upholstered seat & back											
Overall Dimensions W D H			Seat Dimensions W D H			Back Dimensions W H								
IN 25 27.25 33.25 MM 635 692 845			18 18 17.5 457 457 445			16 16 406 406								
COM: 0.75 YD 0.69 M Unit weight: 23 LB 10.5 KG Carton weight: 30 LB 13.61 KG Carton volume: 14.75 FT³ 0.41 MT³			Does not stack.											
			RTA 00 1 per carton											
List price														
 2085			775											
Overall Dimensions W D H			Seat Dimensions W D H			Back Dimensions W H								
IN 24 33.5 53 MM 610 851 1346			- - - - - -			- - - - - -								
Dolly COM: N/A Unit weight: 32 LB 14.5 KG Carton weight: 41 LB 18.6 KG Carton volume: 6.75 FT³ 0.19 MT³			Accommodates 10-15 chairs depending on model.											
			RTA 00 1 per carton											
List price														
 5233			15											
Overall Dimensions W D H			Seat Dimensions W D H			Back Dimensions W H								
IN 0.87 7.75 1.5 MM 22 197 38			- - - - - -			- - - - - -								
COM: N/A Unit weight: 0.09 LB 0.04 KG Carton weight: 0.2 LB 0.09 KG Carton volume: 1 FT³ 0.02 MT³			For use with armchair models. Chair clearance 0.25"											
			RTA 00  Pricing is for the set, specifications are for one clamp											

DESCRIPTION	FEATURES	MODEL#	STANDARD TEXTILE GRADES						
	For use with armless models. Chair clearance 0.25"	6522	List price						
		16	OVERALL DIMENSIONS		SEAT DIMENSIONS			BACK DIMENSIONS	
		W	D	H	W	D	H	W	H
Ganging Brackets - Set of 2 COM: N/A Unit weight: 23 LB 10.5 KG Carton weight: 30 LB 13.61 KG Carton volume: 14.75 FT ³ 0.41 MT ³	IN 0.87 MM 22	7.75 197	1.5 38	-	-	-	-	-	
RTA 00		Pricing is for the set, specifications are for one clamp							

lounge

	Ballara.....	55		Kate.....	99		Sirena.....	141
	Braden.....	65		Lux.....	100		Venture.....	144
	Calidon.....	69		ML.....	101		Vitrola.....	146
	Citi.....	73		ML Park.....	102		Wind.....	148
	Citi Square.....	77		Prairie.....	103		Wind Linear.....	152
	Craft.....	86		River.....	104			
	Drift.....	89		River+.....	118			

BALLARA



model 9751



model 9751NA & 9757L



Quilted seat option
4x4 Square grid pattern
See optional features
for more details.



model 9752NA Two Seat Sofa, 9755 Corner Table, 9751NA Lounge Chair, 9757L Left Tablet

STANDARD FEATURES

- Ballara is a modular series that includes seating, storage, power, tables and tablets.
- It can fulfill many space planning scenarios including corner, in-line, open concept, as well as traditional receptions.
- Furniture pieces, seating or tables can be used as standalone items or linked together with ganging brackets to create infinite configurations.
- Four high back (banquette) models available in two different heights (42" or 48") and two seat options (two-seat or three-seat armless sofas).
- Banquettes are available as table back models (TB) which are equipped with an 8" laminate back table shelf.
- Tablets can be mounted outside or between seats to accommodate various work/collaborative settings. Tablets have a 14" round surface and a 2-point locking mechanism for easy handling and stability.
- Fixed cushions are accented by a metal base and frame. Frames are standard in Black.
- Table frames and tablet metal components are standard in Black. Tables feature durable and matching 3mm edges.
- Ganging brackets and power units are standard in Black.
- Power units include one power outlet and two USB ports and can be mounted under any seat or table. Wire management is included.
- Upholstery options: fabric, vinyl or leather. Vinyl and leather models may feature stitch detail across the seat and/or back cushions, if applicable.
- All models are standard with Black polypropylene foot glides.

OPTIONAL FEATURES

- Quilted seat (**Q**) is available. Backless stools, add \$131 each. Single seat models, add \$131. Two seater sofa, add \$263. Three seater sofa, add \$395.
- All chair frames, table frames, tablet metal components, ganging brackets and metal brackets are available in paint and plated finishes. Please see page 161 for options. Chrome (**CHM**) or Brushed Chrome (**BCH**) are available with an upcharge. Add \$174 for counter height/bar height stools. Add \$174 for single seat lounge chairs and bench. Add \$231 for two seat sofas and bench. Add \$275 for three seat sofas and bench. Add \$174 for tables. Add \$231 for 2-seat length tables. Add \$85 for tablets. Add \$15 for ganging brackets. Add \$9 for metal brackets on floating tables (BCH finish only).
- Corner tables, storage tables, floating tables and tablets are offered in the following laminate finishes: Absolute Acajou (ACJ), Asian Night (ASN), Avant Cherry (AWC), Avant Honey (AWH), Black (BLK), Brushed Cobalt (BRC), Clear Maple (CMB), Dark Espresso (DES), Designer White (DWT), Fashionista (FAS), First Class (FCL), Noce Biondo (NBL), Noce Grigio (NGL), Noce Leggero (NEL), Noce Medio (NML), Quartered Mahogany (QTM), Sheer Beauty (SBY), Storm Grey (SOG), Walnut Heights (WHE), White Chocolate (WHC) and Winter Cherry (WCR).

SAMPLE LAYOUTS

Layout A



Qty	Model Number	Description	Dimensions	List Price
1	9751L	Lounge Chair - Left Arm	28.5 x 31 x 30	1500
1	9751R	Lounge Chair - Right Arm	28.5 x 31 x 30	1500
1	9755	Corner Table	27.25 x 27.25 x 12.5	584
2	9759	Ganging Bracket	1 x 0.75 x 10	19 x 2

SAMPLE LAYOUT TOTAL IN STANDARD BLACK FRAME 3622
SAMPLE LAYOUT TOTAL IN OPTIONAL FRAME FINISHES 4174

Layout B



Qty	Model Number	Description	Dimensions	List Price
1	9751L	Lounge Chair - Left Arm	28.5 x 31 x 30	1500
1	9751R	Lounge Chair - Right Arm	28.5 x 31 x 30	1500
1	9755	Corner Table	27.25 x 27.25 x 12.5	584
2	9759	Ganging Bracket	1 x 0.75 x 10	19 x 2

SAMPLE LAYOUT TOTAL IN STANDARD BLACK FRAME 3622
SAMPLE LAYOUT TOTAL IN OPTIONAL FRAME FINISHES 4174

Layout C



Qty	Model Number	Description	Dimensions	List Price
1	9751L	Lounge Chair - Left Arm	28.5 x 31 x 30	1500
1	9751R	Lounge Chair - Right Arm	28.5 x 31 x 30	1500
1	9751NA	Lounge Chair - No Arms	26.5 x 31 x 30	1229
2	9755	Corner Table	27.25 x 27.25 x 12.5	584 x 2
4	9759	Ganging Bracket	1 x 0.75 x 10	19 x 4

SAMPLE LAYOUT TOTAL IN STANDARD BLACK FRAME 5473
SAMPLE LAYOUT TOTAL IN OPTIONAL FRAME FINISHES 6403

DESCRIPTION FEATURES MODEL # STANDARD TEXTILE GRADES

Layout D



Qty	Model Number	Description	Dimensions	List Price
1	9751L	Lounge Chair - Left Arm	28.5 x 31 x 30	1500
1	9751R	Lounge Chair - Right Arm	28.5 x 31 x 30	1500
1	9751NA	Lounge Chair - Armless	26.5 x 31 x 30	1229
2	9755	Corner Table	27.25 x 27.25 x 12.5	584 x 2
1	9757L	Left Tablet	14 x 17.25 x 14	460
1	9758R	Right Tablet	14 x 17.25 x 14	460
4	9759	Ganging Bracket	1 x 0.75 x 10	19 x 4

SAMPLE LAYOUT TOTAL IN STANDARD BLACK FRAME 6393
SAMPLE LAYOUT TOTAL IN OPTIONAL FRAME FINISHES 7493


Layout E



Qty	Model Number	Description	Dimensions	List Price
1	9752L-OB	Two Seat Sofa Open Back - Left Arm	54 x 31 x 30	2459
1	9752NA	Two Seat Sofa - Armless	52 x 31 x 30	2248
1	9754	Storage Table	27.25 x 27.25 x 16.5	953
1	9755	Corner Table	27.25 x 27.25 x 12.5	584
1	9758R	Right Tablet	14 x 17.25 x 14	460
2	9759	Ganging Bracket	1 x 0.75 x 10	19 x 2

SAMPLE LAYOUT TOTAL IN STANDARD BLACK FRAME 6742
SAMPLE LAYOUT TOTAL IN OPTIONAL FRAME FINISHES 7667

Layout F



Qty	Model Number	Description	Dimensions	List Price
1	9753NA-OB	Three Seat Sofa Open Back - Armless	80.5 x 31 x 30	3208
1	9751L	Lounge Chair - Left Arm	28.5 x 31 x 30	1500
1	9755	Corner Table	27.25 x 27.25 x 12.5	584
1	9757L	Left Tablet	14 x 17.25 x 14	460
1	9758R	Right Tablet	14 x 17.25 x 14	460
2	9759	Ganging Bracket	1 x 0.75 x 10	19 x 2

SAMPLE LAYOUT TOTAL IN STANDARD BLACK FRAME 6250
SAMPLE LAYOUT TOTAL IN OPTIONAL FRAME FINISHES 7073

Layout G



Qty	Model Number	Description	Dimensions	List Price
1	9753NA-OB	Three Seat Sofa Open Back - Armless	80.5 x 31 x 30	3208
1	9751	Lounge Chair	30.5 x 31 x 30	1771
1	9755	Corner Table	27.25 x 27.25 x 12.5	584
1	9757L	Left Tablet	14 x 17.25 x 14	460
1	9759	Ganging Bracket	1 x 0.75 x 10	19






SAMPLE LAYOUT TOTAL IN STANDARD BLACK FRAME 6061
SAMPLE LAYOUT TOTAL IN OPTIONAL FRAME FINISHES 6799

Layout H




Qty	Model Number	Description	Dimensions	List Price
1	9751L	Lounge Chair - Left Arm	28.5 x 31 x 30	1500
1	9751R	Lounge Chair - Right Arm	28.5 x 31 x 30	1500
1	9751NA	Lounge Chair - No Arms	26.5 x 31 x 30	1229
2	9755	Corner Table	27.25 x 27.25 x 12.5	584 x 2
4	9759	Ganging Bracket	1 x 0.75 x 10	19 x 4

SAMPLE LAYOUT TOTAL IN STANDARD BLACK FRAME 5473
SAMPLE LAYOUT TOTAL IN OPTIONAL FRAME FINISHES 6403

DESCRIPTION	FEATURES	MODEL #	STANDARD TEXTILE GRADES		
Layout I 	Qty	Model Number	Description	Dimensions	List Price
	1	9753NA-OB	Three Seat Sofa Open Back - Armless	80.5 x 31 x 30	3208
	1	9752NA	Two Seat Sofa - Armless	52 x 31 x 30	2248
	2	9754	Storage Table	27.25 x 27.25 x 16.5	953 x 2
	1	9755	Corner Table	27.25 x 27.25 x 12.5	584
	1	9757L	Left Tablet	14 x 17.25 x 14	460
	1	9758R	Right Tablet	14 x 17.25 x 14	460
	2	9759	Ganging Bracket	1 x 0.75 x 10	19 x 2
SAMPLE LAYOUT TOTAL IN STANDARD BLACK FRAME					8904
SAMPLE LAYOUT TOTAL IN OPTIONAL FRAME FINISHES					10132
Layout J 	Qty	Model Number	Description	Dimensions	List Price
	1	9753NA-OB	Three Seat Sofa Open Back - Armless	80.5 x 31 x 30	3208
	1	9751L	Lounge Chair - Left Arm	28.5 x 31 x 30	1500
	1	9751R	Lounge Chair - Right Arm	28.5 x 31 x 30	1500
	2	9754	Storage Table	27.25 x 27.25 x 16.5	953 x 2
	1	9755	Corner Table	27.25 x 27.25 x 12.5	584
	1	9757L	Left Tablet	14 x 17.25 x 14	460
	1	9758R	Right Tablet	14 x 17.25 x 14	460
SAMPLE LAYOUT TOTAL IN STANDARD BLACK FRAME					9656
SAMPLE LAYOUT TOTAL IN OPTIONAL FRAME FINISHES					11001
Layout K 	Qty	Model Number	Description	Dimensions	List Price
	2	9753NA-OB	Three Seat Sofa Open Back - Armless	80.5 x 31 x 30	3208 x 2
	2	9755	Corner Table	27.25 x 27.25 x 12.5	584 x 2
SAMPLE LAYOUT TOTAL IN STANDARD BLACK FRAME					7622
SAMPLE LAYOUT TOTAL IN OPTIONAL FRAME FINISHES					8550
Layout L 	Qty	Model Number	Description	Dimensions	List Price
	1	9752NA	Two Seat Sofa - Armless	52 x 31 x 30	2248
	1	9751L	Lounge Chair - Left Arm	28.5 x 31 x 30	1500
	1	9751R	Lounge Chair - Right Arm	28.5 x 31 x 30	1500
	2	9755	Corner Table	27.25 x 27.25 x 12.5	584 x 2
	4	9759	Ganging Bracket	1 x 0.75 x 10	19 x 4
SAMPLE LAYOUT TOTAL IN STANDARD BLACK FRAME					6492
SAMPLE LAYOUT TOTAL IN OPTIONAL FRAME FINISHES					7479
Layout M 	Qty	Model Number	Description	Dimensions	List Price
	1	9753NA-OB	Three Seat Sofa Open Back - Armless	80.5 x 31 x 30	3208
	1	9752L-OB	Two Seat Sofa Open Back - Left Arm	54 x 31 x 30	2459
	1	9752NA	Two Seat Sofa - Armless	52 x 31 x 30	2248
	2	9755	Corner Table	27.25 x 27.25 x 12.5	584 x 2
	1	9754	Storage Table	27.25 x 27.25 x 16.5	953
	1	9758R	Right Tablet	14 x 17.25 x 14	460
	4	9759	Ganging Bracket	1 x 0.75 x 10	19 x 4
SAMPLE LAYOUT TOTAL IN STANDARD BLACK FRAME					10572
SAMPLE LAYOUT TOTAL IN OPTIONAL FRAME FINISHES					11976

DESCRIPTION	FEATURES	MODEL #	STANDARD TEXTILE GRADES
-------------	----------	---------	-------------------------


Layout N



Qty	Model Number	Description	Dimensions	List Price
1	9753NA-OB	Three Seat Sofa Open Back - Armless	80.5 x 31 x 30	3208
1	9751L	Lounge Chair - Left Arm	28.5 x 31 x 30	1500
1	9751R	Lounge Chair - Right Arm	28.5 x 31 x 30	1500
2	9755	Corner Table	27.25 x 27.25 x 12.5	584 x 2
4	9759	Ganging Bracket	1 x 0.75 x 10	19 x 4

SAMPLE LAYOUT TOTAL IN STANDARD BLACK FRAME 7452
SAMPLE LAYOUT TOTAL IN OPTIONAL FRAME FINISHES 8483


Layout O



Qty	Model Number	Description	Dimensions	List Price
1	9753NA-OB	Three Seat Sofa Open Back - Armless	80.5 x 31 x 30	3208
1	9752NA	Two Seat Sofa - Armless	52 x 31 x 30	2248
1	9751	Lounge Chair	30.5 x 31 x 30	1771
1	9754	Storage Table	27.25 x 27.25 x 16.5	953
2	9755	Corner Table	27.25 x 27.25 x 12.5	584 x 2
1	9757L	Left Tablet	14 x 17.25 x 14	460
3	9759	Ganging Bracket	1 x 0.75 x 10	19 x 3

SAMPLE LAYOUT TOTAL IN STANDARD BLACK FRAME 9865
SAMPLE LAYOUT TOTAL IN OPTIONAL FRAME FINISHES 11197

Layout P



Qty	Model Number	Description	Dimensions	List Price
1	9753NA-OB	Three Seat Sofa Open Back - Armless	80.5 x 31 x 30	3208
1	9752L-OB	Two Seat Sofa Open Back - Left Arm	54 x 31 x 30	2459
2	9754	Storage Table	27.25 x 27.25 x 16.5	953 x 2
1	9755	Corner Table	27.25 x 27.25 x 12.5	584
1	9758R	Right Tablet	14 x 17.25 x 14	460
2	9759	Ganging Bracket	1 x 0.75 x 10	19 x 2

SAMPLE LAYOUT TOTAL IN STANDARD BLACK FRAME 8655
SAMPLE LAYOUT TOTAL IN OPTIONAL FRAME FINISHES 9798

	1	2	3	4	5	6	7	8	9	10	11	12
9751	1771	1907	2022	2154	2370	2570	2770	2944	3161	3365	3641	4032

	OVERALL DIMENSIONS			SEAT DIMENSIONS			BACK DIMENSIONS	
	W	D	H	W	D	H	W	H
IN	30.5	31	30	24	20.5	18.5	22	12.5
MM	775	787	762	610	521	470	559	318

RTA 00 1 per carton

	1	2	3	4	5	6	7	8	9	10	11	12
9751R	1500	1604	1692	1793	1958	2111	2264	2397	2563	2719	2930	3229
9751L												

	OVERALL DIMENSIONS			SEAT DIMENSIONS			BACK DIMENSIONS	
	W	D	H	W	D	H	W	H
IN	28.5	31	30	24	20.5	18.5	22	12.5
MM	724	787	762	610	521	470	559	318

RTA 00 1 per carton





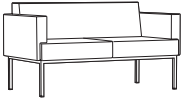
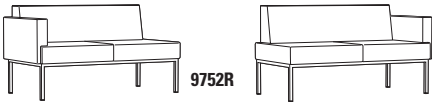
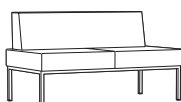

Lounge Chair
 COM: 4.25 YD | 3.89 M
 Unit weight: 61 LB | 27.7 KG
 Carton weight: 71 LB | 32.21 KG
 Carton volume: 21.5 FT³ | 0.6 MT³



Lounge Chair - One Arm
 COM: 3.25 YD | 2.97 M
 Unit weight: 51 LB | 23.2 KG
 Carton weight: 61 LB | 27.67 KG
 Carton volume: 20 FT³ | 0.56 MT³

Ganging clip required for sectional use.

R for right arm.
 L for left arm.

DESCRIPTION	FEATURES	MODEL #	STANDARD TEXTILE GRADES											
			1	2	3	4	5	6	7	8	9	10	11	12
 <p>Lounge Chair - Armless COM: 2.25 YD 2.06 M Unit weight: 41 LB 18.6 KG Carton weight: 51 LB 23.13 KG Carton volume: 18.75 FT³ 0.53 MT³</p>	Ganging clip required for sectional use.	9751NA	1229	1301	1362	1432	1546	1652	1758	1850	1965	2073	2219	2426
			OVERALL DIMENSIONS			SEAT DIMENSIONS			BACK DIMENSIONS					
			W	D	H	W	D	H	W	H				
			IN 26.5 MM 673	31 787	30 762	24 610	20.5 521	18.5 470	22 559	12.5 318				
			RTA 00	1 per carton										
 <p>Corner Unit COM: 3 YD 2.74 M Unit weight: 62 LB 28.2 KG Carton weight: 72 LB 32.66 KG Carton volume: 18.5 FT³ 0.52 MT³</p>	Ganging clip required for sectional use.	9764	1621	1717	1798	1891	2044	2185	2326	2449	2602	2746	2941	3217
			OVERALL DIMENSIONS			SEAT DIMENSIONS			BACK DIMENSIONS					
			W	D	H	W	D	H	W	H				
			IN 28.5 MM 724	28.5 724	30 762	22 559	20.5 521	18.5 470	22 559	12.5 318				
			RTA 00	1 per carton										
 <p>Two Seat Sofa COM: 6.25 YD 5.72 M Unit weight: 99 LB 45 KG Carton weight: 111 LB 50.35 KG Carton volume: 37.5 FT³ 1.06 MT³</p>		9752	2794	2994	3163	3357	3675	3969	4263	4519	4838	5138	5544	6119
			OVERALL DIMENSIONS			SEAT DIMENSIONS			BACK DIMENSIONS					
			W	D	H	W	D	H	W	H				
			IN 56 MM 1422	31 787	30 762	48 1219	20.5 521	18.5 470	44 1118	12.5 318				
			RTA 00	1 per carton										
 <p>Two Seat Sofa COM: 5 YD 4.57 M Unit weight: 89 LB 40.5 KG Carton weight: 101 LB 45.81 KG Carton volume: 36.25 FT³ 1.02 MT³</p>	Ganging clip required for sectional use. R for right arm. L for left arm.	9752R 9752L	2490	2650	2785	2940	3195	3430	3665	3870	4125	4365	4690	5150
			OVERALL DIMENSIONS			SEAT DIMENSIONS			BACK DIMENSIONS					
			W	D	H	W	D	H	W	H				
			IN 54 MM 1372	31 787	30 762	48 1219	20.5 521	18.5 470	44 1118	12.5 318				
			RTA 00	1 per carton										
 <p>Two Seat Sofa - Armless COM: 4 YD 3.66 M Unit weight: 79 LB 35.9 KG Carton weight: 91 LB 41.28 KG Carton volume: 35.5 FT³ 1 MT³</p>	Ganging clip required for sectional use.	9752NA	2248	2376	2484	2608	2812	3000	3188	3352	3556	3748	4008	4376
			OVERALL DIMENSIONS			SEAT DIMENSIONS			BACK DIMENSIONS					
			W	D	H	W	D	H	W	H				
			IN 52 MM 1321	31 787	30 762	48 1219	20.5 521	18.5 470	44 1118	12.5 318				
			RTA 00	1 per carton										
 <p>Two Seat Sofa - 42" High Back COM: 8 YD 7.32 M Unit weight: 105 LB 47.7 KG Carton weight: 120 LB 54.43 KG Carton volume: 48.5 FT³ 1.37 MT³</p>	Ganging clip required for sectional use.	9752NAHB42	2563	2819	3035	3283	3691	4067	4443	4771	5179	5563	6083	6819
			OVERALL DIMENSIONS			SEAT DIMENSIONS			BACK DIMENSIONS					
			W	D	H	W	D	H	W	H				
			IN 52 MM 1321	31 787	42 1067	48 1219	20.5 521	18.5 470	44 1118	24.5 622				
			RTA 00	1 per carton										

DESCRIPTION	FEATURES	MODEL #	STANDARD TEXTILE GRADES											
			1	2	3	4	5	6	7	8	9	10	11	12



Two Seat Sofa - 42" High Back w/36"H Table Shelf
 COM: 6 YD | 5.49 M
 Unit weight: 120 LB | 54.5 KG
 Carton weight: 135 LB | 61.23 KG
 Carton volume: 63.75 FT³ | 1.8 MT³


Ganging clip required for sectional use.

9752NAHB42TB	3388	3580	3742	3928	4234	4516	4798	5044	5350	5638	6028	6580
--------------	------	------	------	------	------	------	------	------	------	------	------	------

OVERALL DIMENSIONS			SEAT DIMENSIONS			BACK DIMENSIONS	
W	D	H	W	D	H	W	H

IN	52	41	42	48	20.5	18.5	44	24.5
MM	1321	1041	1067	1219	521	470	1118	622

RTA 00 1 per carton



Two Seat Sofa - 48" High Back
 COM: 8.75 YD | 8 M
 Unit weight: 115 LB | 52.3 KG
 Carton weight: 130 LB | 58.97 KG
 Carton volume: 55 FT³ | 1.55 MT³

Ganging clip required for sectional use.

9752NAHB48	2671	2951	3187	3459	3905	4316	4727	5086	5532	5952	6521	7326
------------	------	------	------	------	------	------	------	------	------	------	------	------

OVERALL DIMENSIONS			SEAT DIMENSIONS			BACK DIMENSIONS	
W	D	H	W	D	H	W	H

IN	52	31	48	48	20.5	18.5	44	30.5
MM	1321	787	1219	1219	521	470	1118	775

RTA 00 1 per carton



Two Seat Sofa - 42" High Back w/42" H Table Shelf
 COM: 6 YD | 5.49 M
 Unit weight: 130 LB | 59.1 KG
 Carton weight: 145 LB | 65.77 KG
 Carton volume: 71.25 FT³ | 2.01 MT³

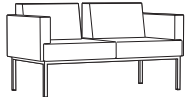
Ganging clip required for sectional use.

9752NAHB48TB	3496	3688	3850	4036	4342	4624	4906	5152	5458	5746	6136	6688
--------------	------	------	------	------	------	------	------	------	------	------	------	------

OVERALL DIMENSIONS			SEAT DIMENSIONS			BACK DIMENSIONS	
W	D	H	W	D	H	W	H

IN	52	41	48	48	20.5	18.5	44	30.5
MM	1321	1041	1219	1219	521	470	1118	775

RTA 00 1 per carton



Two Seat Sofa - Open Back
 COM: 6.25 YD | 5.72 M
 Unit weight: 99 LB | 45 KG
 Carton weight: 111 LB | 50.35 KG
 Carton volume: 35.25 FT³ | 0.99 MT³

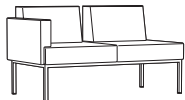
Ganging clip required for sectional use.

9752-OB	2761	2961	3130	3324	3642	3936	4230	4486	4805	5105	5511	6086
---------	------	------	------	------	------	------	------	------	------	------	------	------

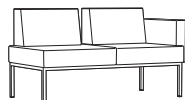
OVERALL DIMENSIONS			SEAT DIMENSIONS			BACK DIMENSIONS	
W	D	H	W	D	H	W	H

IN	56	29.5	30	54	20.5	18.5	48	12.5
MM	1422	749	762	1372	521	470	1219	318

RTA 00 1 per carton



9752R-OB



9752L-OB

Two Seat Sofa - Open Back - One Arm
 COM: 5.25 YD | 4.8 M
 Unit weight: 89 LB | 40.5 KG
 Carton weight: 101 LB | 45.81 KG
 Carton volume: 36.25 FT³ | 1.02 MT³

Ganging clip required for sectional use.

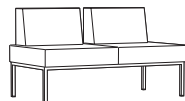
R for right arm.
 L for left arm.

9752R-OB	2459	2627	2769	2932	3199	3446	3693	3908	4176	4428	4769	5252
9752L-OB												

OVERALL DIMENSIONS			SEAT DIMENSIONS			BACK DIMENSIONS	
W	D	H	W	D	H	W	H

IN	54	31	30	48	20.5	18.5	44	12.5
MM	1372	787	762	1219	521	470	1118	318

RTA 00 1 per carton



Two Seat Sofa - Open Back - Armless
 COM: 4.25 YD | 3.89 M
 Unit weight: 79 LB | 35.9 KG
 Carton weight: 91 LB | 41.28 KG
 Carton volume: 35.5 FT³ | 1 MT³

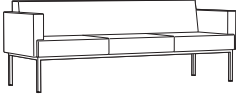
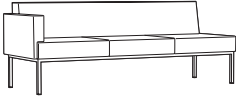
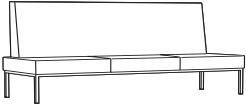

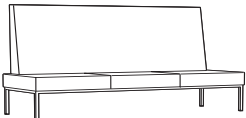
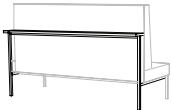
Ganging clip required for sectional use.

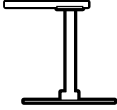















9752NA-OB	2218	2354	2469	2601	2817	3017	3217	3391	3608	3812	4088	4479
-----------	------	------	------	------	------	------	------	------	------	------	------	------

OVERALL DIMENSIONS			SEAT DIMENSIONS			BACK DIMENSIONS	
W	D	H	W	D	H	W	H

IN	52	31	30	48	20.5	18.5	44	12.5
MM	1321	787	762	1219	521	470	1118	318

RTA 00 1 per carton

DESCRIPTION	FEATURES	MODEL #	STANDARD TEXTILE GRADES											
			1	2	3	4	5	6	7	8	9	10	11	12
 <p>Three Seat Sofa COM: 9.5 YD 8.69 M Unit weight: 138 LB 62.7 KG Carton weight: 153 LB 69.4 KG Carton volume: 54.5 FT³ 1.54 MT³</p>		9753	3784	4088	4345	4639	5124	5570	6017	6406	6891	7347	7964	8838
			OVERALL DIMENSIONS			SEAT DIMENSIONS			BACK DIMENSIONS					
			W	D	H	W	D	H	W	H				
			IN 82.5 MM 2096	31 787	30 762	76.5 1943	20.5 521	18.5 470	66 1676	12.5 318				
		RTA 00	1 per carton											
 <p>Three Seat Sofa - One Arm COM: 8.25 YD 7.54 M Unit weight: 128 LB 58.2 KG Carton weight: 143 LB 64.86 KG Carton volume: 54.5 FT³ 1.54 MT³</p>	<p>Ganging clip required for sectional use.</p> <p>R for right arm. L for left arm.</p>	9753R 9753L	3528	3792	4015	4271	4691	5079	5467	5805	6226	6622	7158	7917
			OVERALL DIMENSIONS			SEAT DIMENSIONS			BACK DIMENSIONS					
			W	D	H	W	D	H	W	H				
			IN 81.5 MM 2070	31 787	30 762	80.5 2045	20.5 521	18.5 470	74 1880	12.5 318				
		RTA 00	1 per carton											
 <p>Three Seat Sofa - 42" High Back COM: 12.25 YD 11.2 M Unit weight: 128 LB 58.2 KG Carton weight: 143 LB 64.86 KG Carton volume: 72.5 FT³ 2.05 MT³</p>	<p>Ganging clip required for sectional use.</p>	9753NAHB42	3912	4304	4635	5015	5639	6215	6791	7293	7918	8506	9302	10429
			OVERALL DIMENSIONS			SEAT DIMENSIONS			BACK DIMENSIONS					
			W	D	H	W	D	H	W	H				
			IN 80.5 MM 2045	31 787	42 1067	74 1880	20.5 521	18.5 470	74 1880	24.5 622				
		RTA 00	1 per carton											
 <p>Three Seat Sofa - 42" High Back w/36"H Table Shelf COM: 9 YD 8.23 M Unit weight: 143 LB 65 KG Carton weight: 158 LB 71.67 KG Carton volume: 93.5 FT³ 2.64 MT³</p>	<p>Ganging clip required for sectional use.</p>	9753NAHB42TB	4874	5162	5405	5684	6143	6566	6989	7358	7817	8249	8834	9662
			OVERALL DIMENSIONS			SEAT DIMENSIONS			BACK DIMENSIONS					
			W	D	H	W	D	H	W	H				
			IN 80.5 MM 2045	41 1041	42 1067	80.5 2045	20.5 521	18.5 470	74 1880	24.5 622				
		RTA 00	1 per carton											
 <p>Three Seat Sofa - 48" High Back COM: 13.25 YD 12.12 M Unit weight: 153 LB 69.5 KG Carton weight: 168 LB 76.2 KG Carton volume: 82.25 FT³ 2.32 MT³</p>	<p>Ganging clip required for sectional use.</p>	9753NAHB48	4144	4568	4926	5337	6012	6635	7258	7801	8477	9113	9974	11193
			OVERALL DIMENSIONS			SEAT DIMENSIONS			BACK DIMENSIONS					
			W	D	H	W	D	H	W	H				
			IN 80.5 MM 2045	31 787	48 1219	80.5 2045	20.5 521	18.5 470	74 1880	30.5 775				
		RTA 00	1 per carton											
 <p>Three Seat Sofa - 48" High Back w/42"H Table Shelf COM: 13.25 YD 12.12 M Unit weight: 143 LB 65 KG Carton weight: 158 LB 71.67 KG Carton volume: 106 FT³ 3 MT³</p>	<p>Ganging clip required for sectional use.</p>	9753NAHB48TB	5107	5531	5889	6300	6975	7598	8221	8764	9440	10076	10937	12156
			OVERALL DIMENSIONS			SEAT DIMENSIONS			BACK DIMENSIONS					
			W	D	H	W	D	H	W	H				
			IN 80.5 MM 2045	41 1041	48 1219	80.5 2045	20.5 521	18.5 470	74 1880	24.5 622				
		RTA 00	1 per carton											

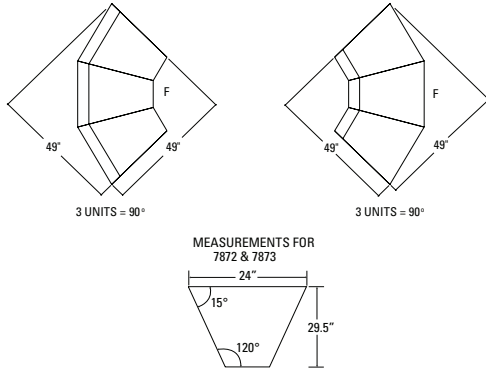
DESCRIPTION	FEATURES	MODEL #	STANDARD TEXTILE GRADES											
 <p>Middle Tablet COM: N/A Unit weight: 9 LB 4.1 KG Carton weight: 12 LB 5.44 KG Carton volume: 2.5 FT³ 0.07 MT³</p>		9756	List price											
			476											
			OVERALL DIMENSIONS			SEAT DIMENSIONS			BACK DIMENSIONS					
			W	D	H	W	D	H	W	H				
IN	14	17.25	14	-	-	-	-	-						
MM	356	438	356	-	-	-	-	-						
			  1 per carton											
 <p>Tablet COM: N/A Unit weight: 9 LB 4.1 KG Carton weight: 12 LB 5.44 KG Carton volume: 2.5 FT³ 0.07 MT³</p>	Mounts underneath of seating. R for right hand tablet. L for left hand tablet.	9757L 9758R	List price											
			460											
			OVERALL DIMENSIONS			SEAT DIMENSIONS			BACK DIMENSIONS					
			W	D	H	W	D	H	W	H				
IN	14	17.25	14	-	-	-	-	-						
MM	356	438	356	-	-	-	-	-						
			  1 per carton											
 <p>Ganging Bracket COM: N/A Unit weight: 0.25 LB 0.1 KG Carton weight: 0.52 LB 0.24 KG Carton volume: 0.5 FT³ 0.01 MT³</p>	One bracket is required per connection.	9759	List price											
			19											
			OVERALL DIMENSIONS			SEAT DIMENSIONS			BACK DIMENSIONS					
			W	D	H	W	D	H	W	H				
IN	1	0.75	10	-	-	-	-	-						
MM	25	19	254	-	-	-	-	-						
			  25 per carton											
 <p>Power Unit w/10 Ft. power cord COM: N/A Unit weight: 2 LB 0.9 KG Carton weight: 3 LB 1.36 KG Carton volume: 0.5 FT³ 0.01 MT³</p>	Mounts underneath of seating or tables. One power outlet and two USB ports.	9760	List price											
			375											
			OVERALL DIMENSIONS			SEAT DIMENSIONS			BACK DIMENSIONS					
			W	D	H	W	D	H	W	H				
IN	6	2.75	2.75	-	-	-	-	-						
MM	152	70	70	-	-	-	-	-						
			  1 per carton											
 <p>One Seat Bench COM: 2 YD 1.83 M Unit weight: 31 LB 14.1 KG Carton weight: 37 LB 16.78 KG Carton volume: 10.75 FT³ 0.3 MT³</p>	Ganging clip required for sectional use.	9761	List price											
			1	2	3	4	5	6	7	8	9	10	11	12
			939	1003	1057	1119	1221	1315	1409	1491	1593	1689	1819	2003
			OVERALL DIMENSIONS			SEAT DIMENSIONS			BACK DIMENSIONS					
W	D	H	W	D	H	W	H							
IN	27.5	28.5	17.5	27.5	28.5	18.5	-	-						
MM	699	724	445	699	724	470	-	-						
			 1 per carton											
 <p>Two Seat Bench COM: 4 YD 3.66 M Unit weight: 49 LB 22.3 KG Carton weight: 57 LB 25.85 KG Carton volume: 21.25 FT³ 0.6 MT³</p>	Ganging clip required for sectional use.	9762	List price											
			1	2	3	4	5	6	7	8	9	10	11	12
			1668	1796	1904	2028	2232	2420	2608	2772	2976	3168	3428	3796
			OVERALL DIMENSIONS			SEAT DIMENSIONS			BACK DIMENSIONS					
W	D	H	W	D	H	W	H							
IN	54	28.5	17.5	54	28.5	18.5	-	-						
MM	1372	724	445	1372	724	470	-	-						
			 1 per carton											

BRADEN



model 7871

models 7870R, 7870, 7870L, 7872, 7873



STANDARD FEATURES

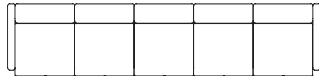
- A flexible modular seating system that is exceptionally durable. Combine these seating components into a configuration that suits your space.
- Braden uses a unique ganging feature which locks units solidly together, but allows them to be separated and reconfigured when necessary.
- Locking "pins" will always be on the left side (seated) of a ganging unit, while the pin receptacle will always be on the right side.
- Ganging brackets can only be used on armless and single arm models. Model 7871 cannot be ganged.
- Three inside corner units create a 90° inside corner assembly.
- Three outside corner units create a 90° outside corner.
- Upholstery options: fabric, vinyl or leather. Vinyl and leather models may feature stitch detail across the seat and/or back cushions, if applicable.

OPTIONAL FEATURES

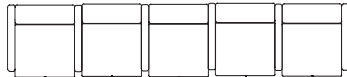
- For ganging hardware please use the following codes: add **(G)** for both sides, add **(GR)** for right side seated only, add **(GL)** for left side seated only.
- For hard surface flooring use tiger paw non-slip glides, please specify **(NS)**. Add \$22.
- Model 7874 and 7880 table (tops) are offered in the following laminate finishes: Absolute Acajou (ACJ), Asian Night (ASN), Avant Cherry (AWC), Avant Honey (AWH), Black (BLK), Brushed Cobalt (BRC), Clear Maple (CMB), Dark Espresso (DES), Designer White (DWT), Fashionista (FAS), First Class (FCL), Noce Biondo (NBL), Noce Grigio (NGL), Noce Leggero (NEL), Noce Medio (NML), Quartered Mahogany (QTM), Sheer Beauty (SBY), Storm Grey (SOG), Walnut Heights (WHE), White Chocolate (WHC) and Winter Cherry (WCR). Please specify.

Typical Configurations and Applications:

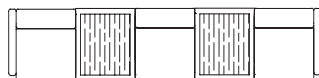
Five seat linked sofa with arms only on ends:



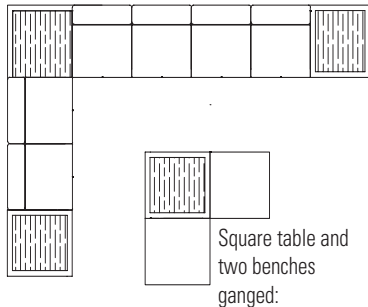
Five seat linked sofa with arms between each seat:



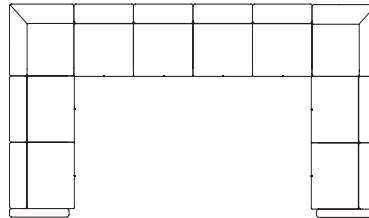
Three seats linked with two tables arms on ends:



Tables and armless chairs in L shaped configuration:



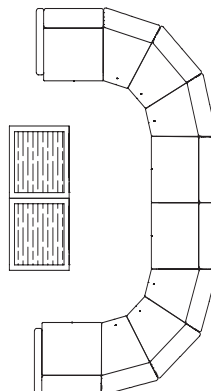
Ganged seating with corner units:



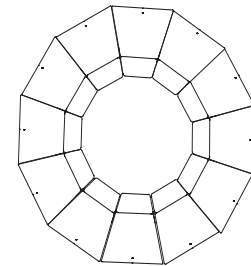
Two tables and 4 benches, ganged together:



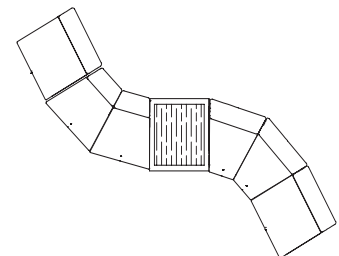
C shaped sectional with arms on ends and tables:




Circular configuration ganged seating:

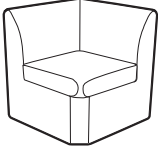












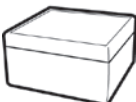

S shaped configuration ganged seating & table:

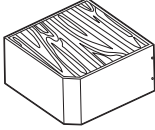



Three benches ganged:



DESCRIPTION	FEATURES	MODEL#	STANDARD TEXTILE GRADES											
			1	2	3	4	5	6	7	8	9	10	11	12
 <p>Corner Unit COM: 4 YD 3.66 M Unit weight: 42 LB 19.1 KG Carton weight: 50 LB 22.68 KG Carton volume: 16.5 FT³ 0.46 MT³</p>	Ganging hardware adjacent sides. Ergonomic features: M, N	7867 (UC)	1188	1316	1424	1548	1752	1940	2128	2292	2496	2688	2948	3316
			OVERALL DIMENSIONS W D H			SEAT DIMENSIONS W D H			BACK DIMENSIONS W H					
			IN 28	28	30	20	20.5	17	19.5	12.5				
			MM 711	711	762	508	521	432	495	318				
		RTA 00	1 per carton											
 <p>Single Arm COM: 1.75 YD 1.6 M Unit weight: 23 LB 10.5 KG Carton weight: 26 LB 11.79 KG Carton volume: 2.9 FT³ 0.08 MT³</p>	Ganging hardware both sides.	7868	1	2	3	4	5	6	7	8	9	10	11	12
			OVERALL DIMENSIONS W D H			SEAT DIMENSIONS W D H			BACK DIMENSIONS W H					
			IN 3.75	25	25	-	-	-	-	-				
			MM 95	635	635	-	-	-	-	-				
		RTA 00		1 per carton										
 <p>Single Seater COM: 2.75 YD 2.51 M Unit weight: 33 LB 15 KG Carton weight: 38 LB 17.24 KG Carton volume: 16.5 FT³ 0.46 MT³</p>	See notes for ganging hardware options. Ergonomic features: M, N	7870 (UC)	1	2	3	4	5	6	7	8	9	10	11	12
			OVERALL DIMENSIONS W D H			SEAT DIMENSIONS W D H			BACK DIMENSIONS W H					
			IN 24	27.5	30	24	19.5	16.5	24	13.5				
			MM 610	699	762	610	495	419	610	343				
		RTA 00	1 per carton											
 <p>Single Seater - Left Arm COM: 3.75 YD 3.43 M Unit weight: 40 LB 18.2 KG Carton weight: 45 LB 20.41 KG Carton volume: 16.5 FT³ 0.46 MT³</p>	Ganging hardware right side. Ergonomic features: M, N	7870L (UC)	1	2	3	4	5	6	7	8	9	10	11	12
			OVERALL DIMENSIONS W D H			SEAT DIMENSIONS W D H			BACK DIMENSIONS W H					
			IN 27	27.5	30	24	19.5	16.5	24	13.5				
			MM 686	699	762	610	495	419	610	343				
		RTA 00	1 per carton											
 <p>Single Seater - Right Arm COM: 3.75 YD 3.43 M Unit weight: 40 LB 18.2 KG Carton weight: 45 LB 20.41 KG Carton volume: 16.5 FT³ 0.46 MT³</p>	Ganging hardware left side. Ergonomic features: M, N	7870R (UC)	1	2	3	4	5	6	7	8	9	10	11	12
			OVERALL DIMENSIONS W D H			SEAT DIMENSIONS W D H			BACK DIMENSIONS W H					
			IN 27	27.5	30	24	19.5	16.5	24	13.5				
			MM 686	699	762	610	495	419	610	343				
		RTA 00	1 per carton											

DESCRIPTION	FEATURES	MODEL#	STANDARD TEXTILE GRADES														
			1	2	3	4	5	6	7	8	9	10	11	12			
 <p>Single Seater - w/Arms COM: 4.75 YD 4.34 M Unit weight: 47 LB 21.4 KG Carton weight: 52 LB 23.59 KG Carton volume: 16.5 FT³ 0.46 MT³</p>	<p>Freestanding unit. No ganging hardware options.</p> <p>Ergonomic features: M, N</p>	7871 (UC)	1254	1406	1534	1682	1924	2147	2370	2565	2807	3035	3344	3781			
			OVERALL DIMENSIONS			SEAT DIMENSIONS			BACK DIMENSIONS								
			W	D	H	W	D	H	W	H							
			IN 30	27.5	30	24	19.5	16.5	24	13.5							
	MM 762	699	762	610	495	419	610	343									
			RTA 00	1 per carton													
 <p>Corner Unit COM: 2.75 YD 2.51 M Unit weight: 26 LB 11.8 KG Carton weight: 31 LB 14.06 KG Carton volume: 16.5 FT³ 0.46 MT³</p>	<p>3 pieces make a 90° outside turn. Total of 49"L x 49"W.</p> <p>See notes for ganging hardware options.</p> <p>Ergonomic features: M, N</p>	7872 (UC)	734	822	896	982	1122	1251	1380	1493	1633	1765	1944	2197			
			OVERALL DIMENSIONS			SEAT DIMENSIONS			BACK DIMENSIONS								
			W	D	H	W	D	H	W	H							
			IN 24	27.5	30	20	19.5	16.5	15	13.5							
	MM 610	699	762	508	495	419	381	343									
			RTA 00	1 per carton													
 <p>Corner Unit COM: 2.75 YD 2.51 M Unit weight: 26 LB 11.8 KG Carton weight: 31 LB 14.06 KG Carton volume: 16.5 FT³ 0.46 MT³</p>	<p>3 pieces make a 90° inside turn. Total of 49"L x 49"W.</p> <p>See notes for ganging hardware options.</p> <p>Ergonomic features: M, N</p>	7873 (UC)	734	822	896	982	1122	1251	1380	1493	1633	1765	1944	2197			
			OVERALL DIMENSIONS			SEAT DIMENSIONS			BACK DIMENSIONS								
			W	D	H	W	D	H	W	H							
			IN 24	27.5	30	16	19.5	16.5	21.5	13.5							
	MM 610	699	762	406	495	419	546	343									
			RTA 00	1 per carton													
 <p>Table - 24" Square w/Upholstered Sides COM: 1.75 YD 1.6 M Unit weight: 35 LB 15.9 KG Carton weight: 38 LB 17.24 KG Carton volume: 6.25 FT³ 0.17 MT³</p>		7874	480	536	583	638	727	809	891	963	1052	1136	1250	1411			
			OVERALL DIMENSIONS			SEAT DIMENSIONS			BACK DIMENSIONS								
			W	D	H	W	D	H	W	H							
			IN 24	24	14.5	-	-	-	-	-							
	MM 610	368	-	-	-	-	-										
			RTA 00		1 per carton												
 <p>Footstool - 24" Square Fully Upholstered COM: 2.25 YD 2.06 M Unit weight: 40 LB 18.2 KG Carton weight: 44 LB 19.96 KG Carton volume: 8.5 FT³ 0.24 MT³</p>		7874FS (UC)	905	977	1038	1108	1222	1328	1434	1526	1641	1749	1895	2102			
			OVERALL DIMENSIONS			SEAT DIMENSIONS			BACK DIMENSIONS								
			W	D	H	W	D	H	W	H							
			IN 24	24	17.5	-	-	-	-	-							
	MM 610	445	-	-	-	-	-										
			RTA 00		1 per carton												

DESCRIPTION	FEATURES	MODEL#	STANDARD TEXTILE GRADES											
			1	2	3	4	5	6	7	8	9	10	11	12
 <p>Corner Table w/Upholstered Sides COM: 1.75 YD 1.6 M Unit weight: 40 LB 18.2 KG Carton weight: 45 LB 20.41 KG Carton volume: 7.5 FT³ 0.21 MT³</p>	Ganging hardware adjacent sides.	7880	746	802	849	904	993	1075	1157	1229	1318	1402	1516	1677
			OVERALL DIMENSIONS			SEAT DIMENSIONS			BACK DIMENSIONS					
			W	D	H	W	D	H	W	H				
			IN 27	27	14.5	-	-	-	-	-				
			MM 686	686	368	-	-	-	-	-				
			RTA 00		1 per carton									

CALIDON



model GC36308

Calidon freestanding tables



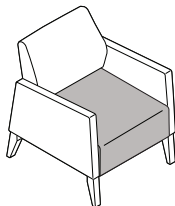
For Calidon freestanding tables, please see page 71 .

EXAMPLE CALIDON ORDER CODE:

GC36308	-NS	-PU75	-NS
Model #	Sealed back seams	Back/arm textile	Sealed seat seams

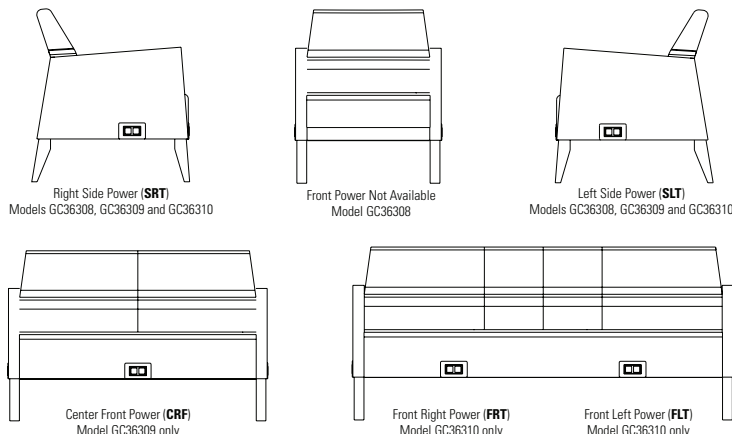
-PU75	-AAM	-TPM-J-SLT	-NM	-NB
Seat textile	Frame finish	Power	Glides	Moisture barrier

CONTRASTING TEXTILES APPLICATION



Back and arms are separate from seat.

POWER LOCATION DIAGRAM



STANDARD FEATURES

- Calidon series consists of fully upholstered lounge seating. Calidon freestanding tables complement the line.
- Calidon is designed for the rigors of high use environments. Lounge units include metal frame supports.
- Frame design features a wall saver leg to prevent back contact and damage to walls.
- All lounge chairs feature a clean out between seat and back, and tall legs for ease of cleaning.
- For added comfort, seats are standard with high density Ultracell foam.
- Active weight capacity up to 400 lbs.

OPTIONAL FEATURES

- All lounge models can be specified with armcaps, securely fastened with metal-to-metal connectors, allowing for field replacement if required. Solid surface armcaps are available fully upholstered arm models. Armcaps cannot be retrofitted in the field on units with no existing armcaps.
- Fully upholstered lounge seating can be specified with a tamper resistant power/USB unit, which includes one AC outlet, two 10-watt USB ports and a 10 ft long, 3-prong power cord. The power unit is Black with matching face plate and cord. Power is factory installed and must be specified at time of order. Add \$160. Power locations vary by model. See power location diagram.
- For contrasting textile specification, the back and arms are specified in one textile. The seat is specified separately.

Please add option codes in the following order:

- **Model number**
GC36308 to GC36310 Fully upholstered lounge
- **Sealed back seams**
(NS) No sealed back seams.
(SS) Sealed back seams. Upcharges vary, see model.
- **Back and arm textile**
Specify textile code.
- **Sealed seat seams**
(NS) No sealed seams.
(SS) Sealed seat seams. Upcharges vary, see model.
- **Seat textile**
Specify textile code.
- **Armcap option**
(FNA) No armcaps.
(FAC) With armcaps.
- **Frame finish**
(AAM) Absolute (MWM) Medium Walnut
(CJM) Charcoal Java (ASM) Night
(ACM) Cherry (NBM) Noce Biondo
(EMM) Empire Mahogany (NGM) Noce Grigio
(EOM) English Oak (NEM) Noce Leggero
(ECM) Espresso Cafe (NMM) Noce Medio
(TFM) Fruitwood (SBM) Sandy Beach
(HGM) Gray (SKM) Shaker Cherry
(HOM) Harvest Oak (SOM) Silver Oak
(AHM) Honey (TWM) Walnut
(JOM) Jet Onyx (WTM) WC Cream
(LHM) Light Honey (WHM) White
(TMM) Mahogany (WCM) Winter Cherry
(AVM) Maple
- **Armcap finish** (guest chairs only with FAC specified)
(SSU) Urethane armcaps (for wood arm guest and lounge with FAC specified). Upcharges vary, see model.

Urethane finishes

- (BLK) Black (J52) Mocha
- (KAL) Kalua (SHW) Shadow
- (LAB) Latte (TOA) Toast


(CO) Solid surface. (for all wood and fully upholstered arm models with FAC specified). Upcharges vary, see model.

Solid surface finishes

- Grade 1:**
(SWH) Designer White
- Grade 2:**
(SBT) Beige Tempest
(SBX) Black Onyx Mirage
(SMG) Milk Glass Spectra
(SFW) Frosty White Mirage
(SHS) Hot Stone
(SNM) Northern Melange

- **Power/USB unit position** (fully upholstered, lounge models only, as specified below).
(NPM) No power.
(TPM) Tamper resistant power unit.
(J) Black
(SRT) Side right. Add \$160.
(SLT) Side left. Add \$160.
(FLT) Front left (three seater only). Add \$160.
(FRT) Front right (three seater only). Add \$160.
(CRF) Center front (two seater only). Add \$160.
(SLR) Side left and right. Add \$322.
(FLR) Front left and right. Add \$322.
- **Glides**
(NM) Non-marking
(NS) Non-slip. Guest single seat, bariatric and lounge chairs, add \$22. Guest two seater, add \$32. Guest three seater, add \$43.
- **Moisture Barrier** (seat only)
(NB) No moisture barrier.
(MB) Moisture barrier. Upcharges vary, see model.

DESCRIPTION MODEL# / FEATURES STANDARD TEXTILE GRADES



Fully Upholstered Lounge Single Seat

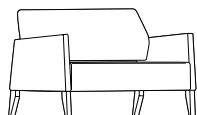
COM: 4 YD | 3.66 M
 Unit weight: 46 LB | 20.9 KG
 Carton weight: 58 LB | 26.31 KG
 Carton volume: 18.75 FT³ | 0.53 MT³

Active weight 400 lbs.

Solid surface GRD1 armcaps, add \$335.
 Solid surface GRD2 armcaps, add \$355.
 Moisture barrier (MB), add \$81.
 Sealed back and arm seams (SS), add \$104.
 Sealed seat seams (SS), add \$26.
 Power/USB module available.

	COM	2	3	4	5	6	7	8	9	10	11	12
GC36308	1713	1841	1949	2074	2277	2465	2653	2817	3021	3213	3473	3841

	OVERALL DIMENSIONS			SEAT DIMENSIONS			BACK DIMENSIONS		
	W	D	H	W	D	H	W	H	
IN	27.5	29.5	33.5	24	21	16	23.5	17.5	
MM	699	749	851	610	533	406	597	445	
RTA 00	1 per carton								



Fully Upholstered Lounge Two Seater

COM: 5.75 YD | 5.26 M
 Unit weight: 72 LB | 32.7 KG
 Carton weight: 89 LB | 40.37 KG
 Carton volume: 33.75 FT³ | 0.95 MT³

Active weight 400 lbs./seat

Solid surface GRD1 armcaps, add \$335.
 Solid surface GRD2 armcaps, add \$355.
 Moisture barrier (MB), add \$161.
 Sealed back and arm seams (SS), add \$118.
 Sealed seat seams (SS), add \$37.
 Power/USB module available.

	COM	2	3	4	5	6	7	8	9	10	11	12
GC36309	2328	2512	2668	2846	3139	3409	3680	3915	4209	4485	4858	5387

	OVERALL DIMENSIONS			SEAT DIMENSIONS			BACK DIMENSIONS		
	W	D	H	W	D	H	W	H	
IN	49.5	29.5	33.5	44.5	18	16	45.5	17.5	
MM	1257	749	851	1130	457	406	1156	445	
RTA 00	1 per carton								



Fully Upholstered Lounge Three Seater

COM: 7 YD | 6.4 M
 Unit weight: 99 LB | 45 KG
 Carton weight: 123 LB | 55.79 KG
 Carton volume: 52 FT³ | 1.47 MT³

Active weight 400 lbs./seat

Solid surface GRD1 armcaps, add \$335.
 Solid surface GRD2 armcaps, add \$355.
 Moisture barrier (MB), add \$243.
 Sealed back and arm seams (SS), add \$132.
 Sealed seat seams (SS), add \$47.
 Power/USB module available.

	COM	2	3	4	5	6	7	8	9	10	11	12
GC36310	2875	3099	3288	3506	3862	4191	4520	4807	5164	5500	5955	6599

	OVERALL DIMENSIONS			SEAT DIMENSIONS			BACK DIMENSIONS		
	W	D	H	W	D	H	W	H	
IN	71.5	29.5	33.5	66.5	18	16	67.5	17.5	
MM	1816	749	851	1689	457	406	1715	445	
RTA 00	1 per carton								

CALIDON TABLES



Square End Table - 22" model GC36314



Rectangular Coffee Table model GC36317

Calidon seating



For Calidon seating, refer to page page 69.

EXAMPLE CALIDON TABLE ORDER CODE:

GC36314	-HP	-ACJ	-CNT
Model #	Top material	Laminate finish	Power

STANDARD FEATURES

- A variety of wood leg tables are available. The wood legs/aprons are specifiable in the same wood seating finishes.
- Table tops are 1" thick, available in thermally fused laminate (LP), high pressure laminate (HP), and solid surface (CO). Upcharges vary, see model for pricing.
- Laminate top tables include color coordinating 2 mm PVC edgeband.

OPTIONAL FEATURES

- A tamper resistant power/USB unit is optional for laminate top freestanding square end tables only. Unit is black; includes one AC outlet, two 10-watt USB-A ports, matching faceplate and a 10 ft long 3-prong power cord. The power unit is centered 1.5" from the edge of the surface. See power location diagrams for reference.

Please add option codes in the following order:

- **Model number**
GC36314 to GC36317 Freestanding tables
- **Top material**
(LP) Thermally fused laminate. Specify finish - see LP finishes.
(HP) High pressure laminate. Upcharges vary - see model. Specify finish - see HP finishes.
(CO) Solid surface. Upcharges vary - see model. Specify finish - see Solid Surface finishes.
- **Leg finish**
(AAM) Absolute (MWM) Medium Walnut
(CJM) Charcoal Java (ASM) Night
(ACM) Cherry (NBM) Noce Biondo
(EMM) Empire Mahogany (NGM) Noce Grigio
(EOM) English Oak (NEM) Noce Leggero
(ECM) Espresso Cafe (NMM) Noce Medio
(TFM) Fruitwood (SBM) Sandy Beach
(HGM) Grey (SKM) Shaker Cherry
(HOM) Harvest Oak (SOM) Silver Oak
(AHM) Honey (TWM) Walnut
(JOM) Jet Onyx (WTM) WC Cream
(LHM) Light Honey (WHM) White
(TMM) Mahogany (WCM) Winter Cherry
(AVM) Maple
- **Power/USB unit position** (square end table only).
(NPM) No power
(CNT) Center top power. Add \$232.

TABLE TOP FINISHES:

Thermally fused laminate (LP):

- (ACJ) Absolute Acajou
- (ASN) Asian Night
- (AWC) Avant Cherry
- (AWH) Avant Honey
- (BLK) Black
- (BZD) Blizzard
- (BRC) Brushed Cobalt
- (CMB) Clear Maple
- (CGY) Custom Grey
- (DES) Dark Espresso
- (DWT) Designer White
- (FAS) Fashionista
- (FCL) First Class
- (NBL) Noce Biondo
- (NGL) Noce Grigio
- (NEL) Noce Leggero
- (NML) Noce Medio
- (QTM) Quartered Mahogany
- (SBY) Sheer Beauty
- (SDT) Stonedust
- (WHE) Walnut Heights
- (WHC) White Chocolate
- (WCR) Winter Cherry

High pressure laminate (HP):

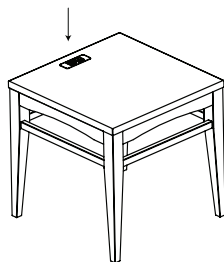
- (ACJ) Absolute Acajou
- (ASN) Asian Night
- (W357) Avant Cherry
- (W356) Avant Honey
- (BLK) Black
- (BZD) Blizzard
- (BRC) Brushed Cobalt
- (CMB) Clear Maple
- (CGY) Custom Grey
- (DES) Dark Espresso
- (DWT) Designer White
- (FAS) Fashionista
- (FCL) First Class
- (NBL) Noce Biondo
- (NGL) Noce Grigio
- (NEL) Noce Leggero
- (NML) Noce Medio
- (QTM) Quartered Mahogany
- (SBY) Sheer Beauty
- (SDT) Stonedust
- (WHE) Walnut Heights
- (WHC) White Chocolate
- (WCR) Winter Cherry

Solid surface (CO):

- Grade 1**
(SWH) Designer White
- Grade 2**
(SBT) Beige Tempest
- (SBX) Black Onyx Mirage
- (SFW) Frosty White Mirage
- (SHS) Hot Stone
- (SMG) Milk Glass Spectra
- (SNM) Northern Melange

POWER LOCATION DIAGRAM

Center Top Power (CNT)
Model GC36314



TABLES	MODEL #	DIMENSIONS ^{IN} _{MM}	WEIGHT ^{LB} _{KG}	VOLUME ^{FT³} _{MT³}	LIST PRICE
--------	---------	---	---------------------------------------	---	------------



Square 22" End Table - 20.25"H

	W x D x H			
GC36314	22 x 22 x 20.25	29	7.75	\$625
	559 x 559 x 514	13.2	0.21	

- For a thermally fused laminate top (**LP**), specify model GC36314-LP.
- For a high pressure laminate top (**HP**), specify model GC36314-HP. Add \$42.
- For a solid surface top (**CO**), specify model GC36314-CO. For grade 1, add \$810. For grade 2, add \$1010.

Coordinating edge and solid wood frame. 1 per carton. Power and data can be added on the surface of the table (**CNT**). Add \$232.



Square Coffee Table - 24"

GC36315	24 x 24 x 17.25	37	9.5	\$621
	610 x 610 x 438	16.78	0.26	

- For a thermally fused laminate top (**LP**), specify model GC36315-LP.
- For a high pressure laminate top (**HP**), specify model GC36315-HP. Add \$42.
- For a solid surface top (**CO**), specify model GC36315-CO. For grade 1, add \$917. For grade 2, add \$1237.

Coordinating edge and solid wood frame. 1 per carton.



Square Coffee Table - 36"

GC36316	36 x 36 x 17.25	65	18.25	\$846
	914 x 914 x 438	29.48	0.51	

- For a thermally fused laminate top (**LP**), specify model GC36316-LP.
- For a high pressure laminate top (**HP**), specify model GC36316-HP. Add \$89.
- For a solid surface top (**CO**), specify model GC36316-CO. For grade 1, add \$2071. For grade 2, add \$2771.

Coordinating edge and solid wood frame. 1 per carton.



Rectangular Coffee Table

GC36317	48 x 24 x 17.25	56	16.5	\$813
	1219 x 610 x 438	25.4	0.46	

- For a thermally fused laminate top (**LP**), specify model GC36317-LP.
- For a high pressure laminate top (**HP**), specify model GC36317-HP. Add \$83.
- For a solid surface top (**CO**), specify model GC36317-CO. For grade 1, add \$1857. For grade 2, add \$2487.

Coordinating edge and solid wood frame. 1 per carton.

CITI



model 7875RTL

model 7889



Citi Modular Group & Tables - shown in Tungsten

Leg options



5" tubular metal leg (shown in Tungsten finish)

5" tapered, softened edge, wood leg (shown in Maple finish)





STANDARD FEATURES








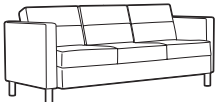
- Fully upholstered contemporary design, complements the timeless decor of many offices. Proportions are compact, 31" deep, work well in public spaces.
- All models have fixed, non-removable cushions.
- Arm height on all models is 25".
- Casters are not available on this series.
- Citi seat and table legs are 5" high tubular metal, standard in a Tungsten finish.
- Citi table tops are available in either tempered glass or laminate.
- Tablets are made from thermally fused laminate, 0.75" thick. Tablet arms measure 12"D x 16.5"W. Available right hand seated (RT), left hand seated (LT) or both right and left hand (LRT).
- Laminate tables and tablets are offered in the following finishes: Absolute Acajou (ACJ), Asian Night (ASN), Avant Cherry (AWC), Avant Honey (AWH), Black (BLK), Brushed Cobalt (BRC), Clear Maple (CMB), Dark Espresso (DES), Designer White (DWT), Fashionista (FAS), First Class (FCL), Noce Biondo (NBL), Noce Grigio (NGL), Noce Leggero (NEL), Noce Medio (NML), Quartered Mahogany (QTM), Sheer Beauty (SBY), Walnut Heights (WHE), White Chocolate (WHC) and Winter Cherry (WCR). Please specify.
- Ganging brackets (#7892) are sold separately. Ganging brackets are to be used on armless seating if interconnection to another armless seating unit is required. Bench and ottomans only gang to other benches/ottomans, cannot gang with seating units. Brackets come with a template for installation.
- Upholstery options: fabric, vinyl or leather. Vinyl and leather models may feature stitch detail across the seat and/or back cushions, if applicable.




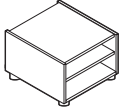

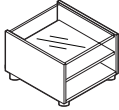

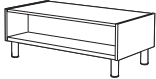

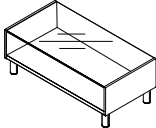

OPTIONAL FEATURES

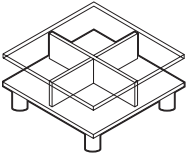



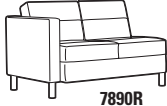

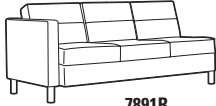

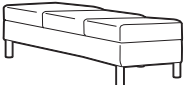
- Leg options:**
 - (MTL) Metal legs
For metal leg finish options, please see page 161. For Chrome (CHM) finish, add \$68.
 - (WDL) Wood legs
Non-cylindrical wood legs available in the following finishes. Add \$300.

(AAM) Absolute	(MWM) Medium Walnut
(BKM) Black	(NLW) Natural Walnut
(CJM) Charcoal Java	(ASM) Night
(ACM) Cherry	(NBM) Noce Biondo
(EMM) Empire Mahogany	(NGM) Noce Grigio
(EOM) English Oak	(NEM) Noce Leggero
(ECM) Espresso Cafe	(NMM) Noce Medio
(TFM) Fruitwood	(SBM) Sandy Beach
(HGM) Gray	(SKM) Shaker Cherry
(HOM) Harvest Oak	(SOM) Silver Oak
(AHM) Honey	(TWM) Walnut
(JOM) Jet Onyx	(WTM) WC Cream
(LHM) Light Honey	(WHM) White
(TMM) Mahogany	(WCM) Winter Cherry
(AVM) Maple	
- Glide type** (wood legs only)
 - (NM) White non-marking nylon for most surfaces (standard)
 - (SG) steel cushioned glides for carpeted surfaces. Add \$17.
 - (RG) non-slip rubber glides for most hard floor surfaces. Add \$22.
 - (FG) felt glides for most hard floor surfaces. Add \$22.
- Table legs are available in Black (TBL), or Tungsten (TTU), please specify. For Chrome (CHM) finish. Add \$68.
- If you would like fabric/vinyl on the shell of a chair with leather seat + back cushions, please submit a [multi fabric form](#) (multi fabric grade will apply). Please note: the reverse is not available (leather on the shell of the chair with fabric/vinyl seat + back cushions).

DESCRIPTION	FEATURES	MODEL#	STANDARD TEXTILE GRADES													
			1	2	3	4	5	6	7	8	9	10	11	12		
 <p>Corner Seat COM: 6.25 YD 5.72 M Unit weight: 65 LB 29.5 KG Carton weight: 75 LB 34.02 KG Carton volume: 30.25 FT³ 0.85 MT³</p>	Ganging hardware not included. Armless side(s) can be equipped with ganging brackets, model 7892.	7862 (UC)	-	-	-	-	1755	2049	2343	2599	2918	3218	3624	4199		
			OVERALL DIMENSIONS			SEAT DIMENSIONS			BACK DIMENSIONS							
			W	D	H	W	D	H	W	H						
			IN 37	37	31	26	26	17.5	26	13.5						
MM 940	940	787	660	660	445	660	343									
		RTA 00	1 per carton													
 <p>Lounge Chair COM: 4.5 YD 4.11 M Unit weight: 57 LB 25.9 KG Carton weight: 67 LB 30.39 KG Carton volume: 21 FT³ 0.59 MT³</p>	Freestanding unit only.	7875 (UC)	-	-	-	-	1279	1490	1703	1886	2117	2333	2624	3038		
			OVERALL DIMENSIONS			SEAT DIMENSIONS			BACK DIMENSIONS							
			W	D	H	W	D	H	W	H						
			IN 30	31	30	22	19.5	17.5	22	12.5						
MM 762	787	762	559	495	445	559	318									
		RTA 00	1 per carton													

DESCRIPTION	FEATURES	MODEL#	STANDARD TEXTILE GRADES											
			1	2	3	4	5	6	7	8	9	10	11	12
 7875LTL  7875RTL Lounge Chair w/Laminated Tablet COM: 4.5 YD 4.11 M Unit weight: 65 LB 29.5 KG Carton weight: 75 LB 34.02 KG Carton volume: 22.5 FT³ 0.63 MT³	Freestanding unit only.	7875LTL (UC) 7875RTL (UC)	-	-	-	-	1712	1923	2136	2319	2550	2766	3057	3471
		OVERALL DIMENSIONS			SEAT DIMENSIONS			BACK DIMENSIONS						
		W	D	H	W	D	H	W	H					
		IN 31.5	33.5	30	22	19.5	17.5	22	12.5					
		MM 800	851	762	559	495	445	559	318					
RTA 00			1 per carton											
 Ganging Bracket Kit COM: N/A Unit weight: 0.25 LB 0.1 KG Carton weight: 0.25 LB 0.11 KG Carton volume: 0.02 FT³ 0.0003 MT³	Kit includes 2 brackets, 4 screws and a template. Only one set is needed per unit.	List price 7892	18											
		OVERALL DIMENSIONS			SEAT DIMENSIONS			BACK DIMENSIONS						
		W	D	H	W	D	H	W	H					
		IN 0.5	3.87	2	-	-	-	-	-					
		MM 13	98	51	-	-	-	-	-					
RTA 00			 1 per unit											
 Lounge Chair - Armless COM: 3 YD 2.74 M Unit weight: 39 LB 17.7 KG Carton weight: 45 LB 20.41 KG Carton volume: 15.5 FT³ 0.43 MT³	Ganging hardware not included. Armless side(s) can be equipped with ganging brackets, model 7892.	7895 (UC)	-	-	-	-	1279	1420	1562	1684	1838	1982	2176	2452
		OVERALL DIMENSIONS			SEAT DIMENSIONS			BACK DIMENSIONS						
		W	D	H	W	D	H	W	H					
		IN 22	31	30.75	22	18.5	17.5	22	12.5					
		MM 559	787	781	559	470	445	559	318					
RTA 00			1 per carton											
 Two Seat Sofa COM: 6.25 YD 5.72 M Unit weight: 113 LB 51.4 KG Carton weight: 125 LB 56.7 KG Carton volume: 36 FT³ 1.01 MT³	Freestanding unit only.	7876 (UC)	-	-	-	-	1755	2049	2343	2599	2918	3218	3624	4199
		OVERALL DIMENSIONS			SEAT DIMENSIONS			BACK DIMENSIONS						
		W	D	H	W	D	H	W	H					
		IN 51.25	31	30	43.25	19.5	17.5	43.25	12.5					
		MM 1302	787	762	1099	495	445	1099	318					
RTA 00			1 per carton											
 Two Seat Sofa - Armless COM: 5 YD 4.57 M Unit weight: 81 LB 36.8 KG Carton weight: 93 LB 42.18 KG Carton volume: 36 FT³ 1.01 MT³	Ganging hardware not included. Armless side(s) can be equipped with ganging brackets, model 7892.	7896 (UC)	-	-	-	-	1755	1990	2225	2430	2685	2925	3250	3710
		OVERALL DIMENSIONS			SEAT DIMENSIONS			BACK DIMENSIONS						
		W	D	H	W	D	H	W	H					
		IN 43.25	31	30.75	43.25	19.5	17.5	43.25	13.25					
		MM 1099	787	781	1099	495	445	1099	337					
RTA 00			1 per carton											
 Three Seat Sofa COM: 8.75 YD 8 M Unit weight: 149 LB 67.7 KG Carton weight: 163 LB 73.94 KG Carton volume: 50.25 FT³ 1.42 MT³	Freestanding unit only.	7877 (UC)	-	-	-	-	2233	2645	3056	3415	3861	4281	4850	5655
		OVERALL DIMENSIONS			SEAT DIMENSIONS			BACK DIMENSIONS						
		W	D	H	W	D	H	W	H					
		IN 72.5	31	30	64.5	19.5	17.5	64.5	12.5					
		MM 1842	787	762	1638	495	445	1638	318					
RTA 00			1 per carton											

DESCRIPTION	FEATURES	MODEL#	STANDARD TEXTILE GRADES											
			1	2	3	4	5	6	7	8	9	10	11	12
 <p>Three Seat Sofa - Armless COM: 7.25 YD 6.63 M Unit weight: 117 LB 53.2 KG Carton weight: 131 LB 59.42 KG Carton volume: 50.25 FT³ 1.42 MT³</p>	<p>Ganging hardware not included.</p> <p>Armless side(s) can be equipped with ganging brackets, model 7892.</p>	<p>7897 (UC)</p>	-	-	-	-	2233	2574	2915	3212	3582	3930	4401	5068
			OVERALL DIMENSIONS			SEAT DIMENSIONS			BACK DIMENSIONS					
			W	D	H	W	D	H	W	H				
			IN 64.5 MM 1638	31 787	30.75 781	64.5 1638	19.5 495	17.5 445	64.5 1638	13.25 337				
			RTA 00	1 per carton										
 <p>Ottoman COM: 1.5 YD 1.37 M Unit weight: 23 LB 10.5 KG Carton weight: 27 LB 12.25 KG Carton volume: 7.5 FT³ 0.21 MT³</p>	<p>Ganging hardware not included.</p> <p>Side(s) can be equipped with ganging brackets, model 7892. Does not gang to seating units.</p>	<p>7879</p>	-	-	-	-	590	661	731	793	869	941	1039	1177
			OVERALL DIMENSIONS			SEAT DIMENSIONS			BACK DIMENSIONS					
			W	D	H	W	D	H	W	H				
			IN 22 MM 559	22 559	17 432	-	-	-	-	-				
			RTA 00		1 per carton									
			List price											
		7885	751											
 <p>End Table - Laminate Top COM: N/A Unit weight: 45 LB 20.5 KG Carton weight: 53 LB 24.04 KG Carton volume: 6 FT³ 0.16 MT³</p>		<p>7885</p>	-	-	-	-	-	-	-	-	-	-	-	-
			OVERALL DIMENSIONS			SEAT DIMENSIONS			BACK DIMENSIONS					
			W	D	H	W	D	H	W	H				
			IN 20 MM 508	24 610	20 508	-	-	-	-	-				
			RTA 1		1 per carton									
			List price											
		7886	981											
 <p>End Table - Glass Top COM: N/A Unit weight: 52 LB 23.6 KG Carton weight: 60 LB 27.22 KG Carton volume: 6 FT³ 0.16 MT³</p>		<p>7886</p>	-	-	-	-	-	-	-	-	-	-	-	-
			OVERALL DIMENSIONS			SEAT DIMENSIONS			BACK DIMENSIONS					
			W	D	H	W	D	H	W	H				
			IN 20 MM 508	24 610	20 508	-	-	-	-	-				
			RTA 1		1 per carton									
			List price											
		7887	784											
 <p>Coffee Table Rectangular - Laminate top COM: N/A Unit weight: 50 LB 22.7 KG Carton weight: 60 LB 27.22 KG Carton volume: 6.5 FT³ 0.18 MT³</p>		<p>7887</p>	-	-	-	-	-	-	-	-	-	-	-	-
			OVERALL DIMENSIONS			SEAT DIMENSIONS			BACK DIMENSIONS					
			W	D	H	W	D	H	W	H				
			IN 40 MM 1016	20 508	15 381	-	-	-	-	-				
			RTA 1		1 per carton									
			List price											
		7888	1133											
 <p>Coffee Table Rectangular - Glass Top COM: N/A Unit weight: 65 LB 29.5 KG Carton weight: 75 LB 34.02 KG Carton volume: 6.5 FT³ 0.18 MT³</p>		<p>7888</p>	-	-	-	-	-	-	-	-	-	-	-	-
			OVERALL DIMENSIONS			SEAT DIMENSIONS			BACK DIMENSIONS					
			W	D	H	W	D	H	W	H				
			IN 40 MM 1016	20 508	15 381	-	-	-	-	-				
			RTA 1		1 per carton									

DESCRIPTION	FEATURES	MODEL#	STANDARD TEXTILE GRADES									
 <p>Coffee Table Square COM: N/A Unit weight: 80 LB 36.4 KG Carton weight: 90 LB 40.82 KG Carton volume: 8.75 FT³ 0.24 MT³</p>		<p>List price</p> <p>7889 1347 Glass top</p>										
			OVERALL DIMENSIONS			SEAT DIMENSIONS			BACK DIMENSIONS			
			W	D	H	W	D	H	W	H		
			IN 33 33 15 MM 838 838 381	- - -	- - -	- - -						
		RTA 1	1 per carton									
 <p>7901L</p> <p>Lounge Chair - One Arm COM: 4.75 YD 4.34 M Unit weight: 55 LB 25 KG Carton weight: 65 LB 29.48 KG Carton volume: 21 FT³ 0.59 MT³</p>	 <p>7901R</p> <p>Ganging hardware not included. Armless side can be equipped with ganging brackets, model 7892.</p>	<p>1 2 3 4 5 6 7 8 9 10 11 12</p> <p>7901L (UC) - - - - 1279 1503 1726 1921 2163 2391 2700 3137 7901R (UC)</p>	OVERALL DIMENSIONS			SEAT DIMENSIONS			BACK DIMENSIONS			
			W	D	H	W	D	H	W	H		
			IN 26 31 30 MM 660 787 762	22 19.5 17.5 559 495 445	22 12.5 559 318							
				RTA 00	1 per carton							
 <p>7890L</p> <p>Two Seat Sofa - One Arm COM: 5.25 YD 4.8 M Unit weight: 95 LB 43.2 KG Carton weight: 107 LB 48.53 KG Carton volume: 36 FT³ 1.01 MT³</p>	 <p>7890R</p> <p>Ganging hardware not included. Armless side can be equipped with ganging brackets, model 7892.</p>	<p>1 2 3 4 5 6 7 8 9 10 11 12</p> <p>7890L (UC) - - - - 1755 2002 2249 2464 2732 2984 3325 3808 7890R (UC)</p>	OVERALL DIMENSIONS			SEAT DIMENSIONS			BACK DIMENSIONS			
			W	D	H	W	D	H	W	H		
			IN 47.25 31 30.75 MM 1200 787 781	43.25 19.5 17.5 1099 495 445	43.25 13.25 1099 337							
				RTA 00	1 per carton							
 <p>7891L</p> <p>Three Seat Sofa - One Arm COM: 7.25 YD 6.63 M Unit weight: 124 LB 56.4 KG Carton weight: 138 LB 62.6 KG Carton volume: 50.25 FT³ 1.42 MT³</p>	 <p>7891R</p> <p>Ganging hardware not included. Armless side can be equipped with ganging brackets, model 7892.</p>	<p>1 2 3 4 5 6 7 8 9 10 11 12</p> <p>7891L (UC) - - - - 2233 2574 2915 3212 3582 3930 4401 5068 7891R (UC)</p>	OVERALL DIMENSIONS			SEAT DIMENSIONS			BACK DIMENSIONS			
			W	D	H	W	D	H	W	H		
			IN 68.5 31 30.75 MM 1740 787 781	64.5 19.5 17.5 1638 495 445	64.5 13.25 1638 337							
				RTA 00	1 per carton							
 <p>Two Seat Bench COM: 2.25 YD 2.06 M Unit weight: 36 LB 16.4 KG Carton weight: 42 LB 19.05 KG Carton volume: 11.5 FT³ 0.32 MT³</p>	<p>Ganging hardware not included. Side(s) can be equipped with ganging brackets, model 7892. Does not gang to seating units.</p>	<p>1 2 3 4 5 6 7 8 9 10 11 12</p> <p>7893 (UC) - - - - 962 1068 1174 1266 1381 1489 1635 1842</p>	OVERALL DIMENSIONS			SEAT DIMENSIONS			BACK DIMENSIONS			
			W	D	H	W	D	H	W	H		
			IN 43 21.5 17 MM 1092 546 432	- - -	- - -							
				RTA 00	1 per carton							
 <p>Three Seat Bench COM: 3.75 YD 3.43 M Unit weight: 54 LB 24.5 KG Carton weight: 62 LB 28.12 KG Carton volume: 16.75 FT³ 0.47 MT³</p>	<p>Ganging hardware not included. Side(s) can be equipped with ganging brackets, model 7892. Does not gang to seating units.</p>	<p>1 2 3 4 5 6 7 8 9 10 11 12</p> <p>7894 (UC) - - - - 1346 1523 1699 1853 2044 2224 2468 2813</p>	OVERALL DIMENSIONS			SEAT DIMENSIONS			BACK DIMENSIONS			
			W	D	H	W	D	H	W	H		
			IN 64.5 21.5 17 MM 1638 546 432	- - -	- - -							
				RTA 00	1 per carton							

CITISQUARE



model S7875LT



Sample Layout A - Models shown: S7875FUC and S7911



Sample Layout B - Models shown: S7890RFUC, S7862FUC (2), S7897FUC, S7890LFUC and S7912.

STANDARD FEATURES

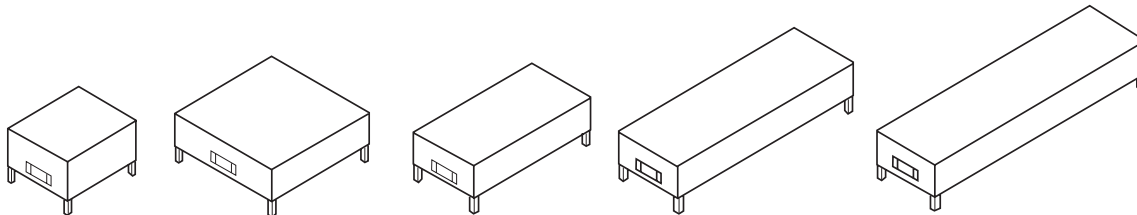
- Fully upholstered lounge series with a complete range of sectional components for all applications. Proportions are compact, 31" deep, work well in public spaces.
- All models have fixed, non-removable cushions.
- Arm height on all models is 25".
- Casters are not available on this series.
- Citi Square seat and table legs are 5" high, single-piece welded frames.
- Citi Square tables are made with high pressure laminate.
- Tables are made from thermally fused laminate, 0.75" thick. Tablet arms measure 12"D x 16.5"W. Available right hand seated (RT), left hand seated (LT) or both right and left hand (LRT).
- Laminate tables and tablets are offered in the following finishes: Absolute Acajou (ACJ), Asian Night (ASN), Avant Cherry (AWC), Avant Honey (AWH), Black (BLK), Brushed Cobalt (BRC), Clear Maple (CMB), Dark Espresso (DES), Designer White (DWT), Fashionista (FAS), First Class (FCL), Noce Biondo (NBL), Noce Grigio (NGL), Noce Leggero (NEL), Noce Medio (NML), Quartered Mahogany (QTM), Sheer Beauty (SBY), Walnut Heights (WHE), White Chocolate (WHC) and Winter Cherry (WCR). Please specify. Custom high pressure laminate finishes will be considered upon request.
- Ganging brackets (#7892) are sold separately. Ganging brackets are to be used on armless seating if interconnection to another armless seating unit is required. Bench and ottomans only gang to other benches/ottomans, cannot gang with seating units. Brackets come with a template for installation.
- Upholstery options: fabric, vinyl or leather. Vinyl and leather models may feature stitch detail across the seat and/or back cushions, if applicable.

OPTIONAL FEATURES

- For leg frame finish options, please see page 161. Upcharges apply for plated finishes:
 - (CHM) Chrome. Add \$131.
 - (BCH) Brushed Chrome. Add \$246 for corner units. Add \$177 for single seat units. Add \$220 for two seat units. Add \$270 for three seat units. Add \$320 for four seat units.
 - (SBR) Satin Brass. Add \$377 for corner units. Add \$281 for single seat units. Add \$381 for two seat units. Add \$481 for three seat units. Add \$581 for four seat units.
 - (ACO) Antique Copper. Add \$377 for corner units. Add \$281 for single seat units. Add \$381 for two seat units. Add \$481 for three seat units. Add \$581 for four seat units.
- For leg frame finish options on occasional tables, please see page 161. Upcharges apply for plated finishes (see models for upcharges).
- Power/USB units are available in tables. Each unit includes two power outlets and two double USB terminals and is equipped with a 6' long three-prong power cord. The power units are available in Jet Black (J1) or White (W1). Add \$729 per unit. Please see electrical placement below for predetermined locations.
- If you would like fabric/vinyl on the shell of a chair with leather seat + back cushions, please submit a multi fabric form (multi fabric grade will apply). Please note: the reverse is not available (leather on the shell of the chair with fabric/vinyl seat + back cushions).

ELECTRICAL PLACEMENT

Coffee/End Tables: Predetermined location is on the end/side of the unit J1 (Black) or W1 (White).



DESCRIPTION

FEATURES

MODEL #

STANDARD TEXTILE GRADES



Ganging Bracket Kit








COM: N/A
 Unit weight: 0.25 LB | 0.1 KG
 Carton weight: 0.25 LB | 0.11 KG
 Carton volume: 0.01 FT³ | 0.0003 MT³



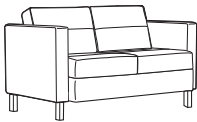
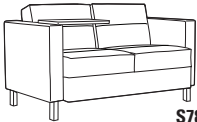
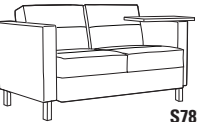
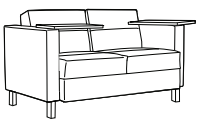

Kit includes 2 brackets, 4 screws and a template. Only one set is needed per unit.

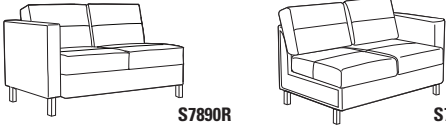
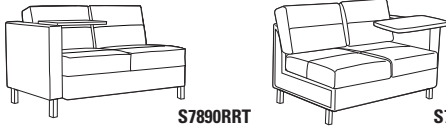

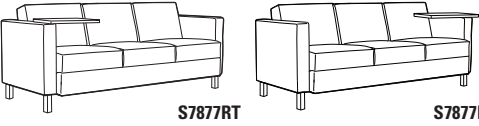
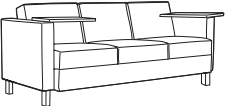
List price							
7892	18						
OVERALL DIMENSIONS			SEAT DIMENSIONS			BACK DIMENSIONS	
W	D	H	W	D	H	W	H
IN	0.5	3.87	2	-	-	-	-
MM	13	98	51	-	-	-	-


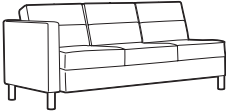
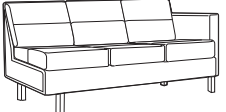
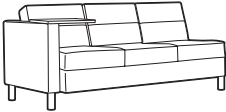
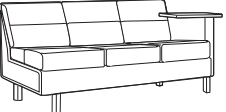
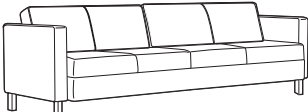
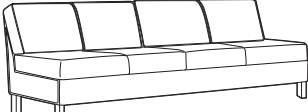
RTA 00



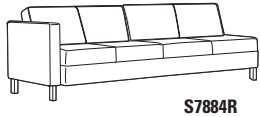
DESCRIPTION	FEATURES	MODEL#	STANDARD TEXTILE GRADES												
			1	2	3	4	5	6	7	8	9	10	11	12	
 <p>Linking Corner Unit COM: 6.25 YD 5.72 M Unit weight: 65 LB 29.5 KG Carton weight: 75 LB 34.02 KG Carton volume: 30.25 FT³ 0.85 MT³</p>	Ganging hardware not included. Armless side(s) can be equipped with ganging brackets, model 7892.	S7862 (UC)	-	-	-	-	1981	2275	2569	2825	3144	3444	3850	4425	
			OVERALL DIMENSIONS			SEAT DIMENSIONS			BACK DIMENSIONS						
			W	D	H	W	D	H	W	H					
			IN 37	37	31	26	26	17.5	26	13.5					
			MM 940	940	787	660	660	445	660	343					
RTA 00		1 per carton													
 <p>Single Seat w/Arms COM: 4.5 YD 4.11 M Unit weight: 71 LB 32.3 KG Carton weight: 81 LB 36.74 KG Carton volume: 21 FT³ 0.59 MT³</p>	Freestanding unit only.	S7875 (UC)	-	-	-	-	1427	1639	1850	2035	2264	2480	2773	3187	
			OVERALL DIMENSIONS			SEAT DIMENSIONS			BACK DIMENSIONS						
			W	D	H	W	D	H	W	H					
			IN 30	31	30	22	19.5	17.5	22	12.5					
			MM 762	787	762	559	495	445	559	318					
RTA 00		1 per carton													
 <p>S7875RT</p>	 <p>S7875LT</p>	Freestanding unit only.	S7875LT (UC) S7875RT (UC)	-	-	-	-	1859	2071	2282	2467	2696	2912	3205	3619
				OVERALL DIMENSIONS			SEAT DIMENSIONS			BACK DIMENSIONS					
				W	D	H	W	D	H	W	H				
				IN 31.5	33.5	30	22	19.5	17.5	22	12.5				
				MM 800	851	762	559	495	445	559	318				
RTA 00		1 per carton													
 <p>Armless Single Seat COM: 3 YD 2.74 M Unit weight: 39 LB 17.7 KG Carton weight: 45 LB 20.41 KG Carton volume: 15.5 FT³ 0.43 MT³</p>	Ganging hardware not included. Armless side(s) can be equipped with ganging brackets, model 7892.	S7895 (UC)	-	-	-	-	1427	1568	1709	1832	1985	2129	2324	2600	
			OVERALL DIMENSIONS			SEAT DIMENSIONS			BACK DIMENSIONS						
			W	D	H	W	D	H	W	H					
			IN 22	31	30.75	22	18.5	17.5	22	12.5					
			MM 559	787	781	559	470	445	559	318					
RTA 00		1 per carton													
 <p>S7901R</p>	 <p>S7901L</p>	Ganging hardware not included. Armless side can be equipped with ganging brackets, model 7892.	S7901L (UC) S7901R (UC)	-	-	-	-	1427	1615	1803	1967	2171	2363	2623	2991
				OVERALL DIMENSIONS			SEAT DIMENSIONS			BACK DIMENSIONS					
				W	D	H	W	D	H	W	H				
				IN 26	31	30.75	22	19.5	17.5	22	12.5				
				MM 660	787	781	559	495	445	559	318				
RTA 00		1 per carton													

DESCRIPTION	FEATURES	MODEL#	STANDARD TEXTILE GRADES											
			1	2	3	4	5	6	7	8	9	10	11	12
 <p>S7901RRT</p> <p>Single Seat w/One Arm & Laminate Tablet COM: 4 YD 3.66 M Unit weight: 63 LB 28.6 KG Carton weight: 73 LB 33.11 KG Carton volume: 22.5 FT³ 0.63 MT³</p>	 <p>S7901LLT</p> <p>Ganging hardware not included. Armless side(s) can be equipped with ganging brackets, model 7892.</p>	<p>S7901LLT (UC) - - - - 1859 2047 2235 2399 2603 2795 3055 3423</p> <p>S7901RRT (UC)</p>	<p>OVERALL DIMENSIONS</p> <p>W D H</p>			<p>SEAT DIMENSIONS</p> <p>W D H</p>			<p>BACK DIMENSIONS</p> <p>W H</p>					
			<p>IN 27.5 31 30.75 22 19.5 17.5 22 12.5</p> <p>MM 699 787 781 559 495 445 559 318</p>	<p>RTA 00 1 per carton</p>										
 <p>Two Seater w/Arms COM: 6.25 YD 5.72 M Unit weight: 110 LB 50 KG Carton weight: 122 LB 55.34 KG Carton volume: 36 FT³ 1.01 MT³</p>	<p>Freestanding unit only.</p>	<p>S7876 (UC) - - - - 1981 2275 2569 2825 3144 3444 3850 4425</p>	<p>OVERALL DIMENSIONS</p> <p>W D H</p>			<p>SEAT DIMENSIONS</p> <p>W D H</p>			<p>BACK DIMENSIONS</p> <p>W H</p>					
			<p>IN 51.25 31 30 43.25 19.5 17.5 43.25 12.5</p> <p>MM 1302 787 762 1099 495 445 1099 318</p>	<p>RTA 00 1 per carton</p>										
 <p>S7876RT</p> <p>Two Seater w/Arms & Laminate Tablet COM: 6.25 YD 5.72 M Unit weight: 118 LB 53.6 KG Carton weight: 130 LB 58.97 KG Carton volume: 41.25 FT³ 1.16 MT³</p>	 <p>S7876LT</p> <p>Freestanding unit only.</p>	<p>S7876LT (UC) - - - - 2411 2705 2999 3255 3574 3874 4280 4855</p> <p>S7876RT (UC)</p>	<p>OVERALL DIMENSIONS</p> <p>W D H</p>			<p>SEAT DIMENSIONS</p> <p>W D H</p>			<p>BACK DIMENSIONS</p> <p>W H</p>					
			<p>IN 52.75 33.5 30 43.25 19.5 17.5 43.25 12.5</p> <p>MM 1340 851 762 1099 495 445 1099 318</p>	<p>RTA 00 1 per carton</p>										
 <p>Two Seater w/Arms & Laminate Tablets COM: 6.25 YD 5.72 M Unit weight: 126 LB 57.3 KG Carton weight: 138 LB 62.6 KG Carton volume: 41.25 FT³ 1.16 MT³</p>	<p>Freestanding unit only. Left and right tablets.</p>	<p>S7876LRT (UC) - - - - 2844 3138 3432 3688 4007 4307 4713 5288</p>	<p>OVERALL DIMENSIONS</p> <p>W D H</p>			<p>SEAT DIMENSIONS</p> <p>W D H</p>			<p>BACK DIMENSIONS</p> <p>W H</p>					
			<p>IN 54.25 33.5 30 43.25 19.5 17.5 43.25 12.5</p> <p>MM 1378 851 762 1099 495 445 1099 318</p>	<p>RTA 00 1 per carton</p>										
 <p>Armless Two Seater COM: 5 YD 4.57 M Unit weight: 78 LB 35.5 KG Carton weight: 90 LB 40.82 KG Carton volume: 36 FT³ 1.01 MT³</p>	<p>Ganging hardware not included. Armless side(s) can be equipped with ganging brackets, model 7892.</p>	<p>S7896 (UC) - - - - 1981 2216 2451 2656 2911 3151 3476 3936</p>	<p>OVERALL DIMENSIONS</p> <p>W D H</p>			<p>SEAT DIMENSIONS</p> <p>W D H</p>			<p>BACK DIMENSIONS</p> <p>W H</p>					
			<p>IN 43.25 31 30.75 43.25 19.5 17.5 43.25 13.25</p> <p>MM 1099 787 781 1099 495 445 1099 337</p>	<p>RTA 00 1 per carton</p>										

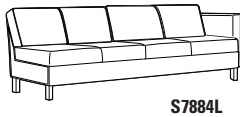
DESCRIPTION	FEATURES	MODEL#	STANDARD TEXTILE GRADES											
			1	2	3	4	5	6	7	8	9	10	11	12
 <p>S7890R S7890L</p> <p>Two Seater w/One Arm COM: 5.25 YD 4.8 M Unit weight: 94 LB 42.7 KG Carton weight: 106 LB 48.08 KG Carton volume: 36 FT³ 1.01 MT³</p>	<p>Ganging hardware not included.</p> <p>Armless side can be equipped with ganging brackets, model 7892.</p>	<p>S7890L (UC) S7890R (UC)</p>	-	-	-	-	1981	2228	2475	2690	2958	3210	3551	4034
			<p>OVERALL DIMENSIONS W D H</p>			<p>SEAT DIMENSIONS W D H</p>			<p>BACK DIMENSIONS W H</p>					
			IN 47.25	31	30.75	43.25	19.5	17.5	43.25	13.25				
			MM 1200	787	781	1099	495	445	1099	337				
			RTA 00	1 per carton										
 <p>S7890RRT S7890LLT</p> <p>Two Seater w/One Arm and Laminate Tablet COM: 5.25 YD 4.8 M Unit weight: 102 LB 46.4 KG Carton weight: 114 LB 51.71 KG Carton volume: 41.25 FT³ 1.16 MT³</p>	<p>Ganging hardware not included.</p> <p>Armless side(s) can be equipped with ganging brackets, model 7892.</p>	<p>S7890LLT (UC) S7890RRT (UC)</p>	-	-	-	-	2411	2658	2905	3120	3388	3640	3981	4464
			<p>OVERALL DIMENSIONS W D H</p>			<p>SEAT DIMENSIONS W D H</p>			<p>BACK DIMENSIONS W H</p>					
			IN 48.75	33.5	30.75	43.25	19.5	17.5	43.25	13.25				
			MM 1238	851	781	1099	495	445	1099	337				
			RTA 00	1 per carton										
 <p>S7877</p> <p>Three Seater w/Arms COM: 8.75 YD 8 M Unit weight: 149 LB 67.7 KG Carton weight: 163 LB 73.94 KG Carton volume: 50.25 FT³ 1.42 MT³</p>	<p>Freestanding unit only.</p>	<p>S7877 (UC)</p>	-	-	-	-	2531	2942	3354	3712	4159	4579	5147	5952
			<p>OVERALL DIMENSIONS W D H</p>			<p>SEAT DIMENSIONS W D H</p>			<p>BACK DIMENSIONS W H</p>					
			IN 72.5	31	30	64.5	19.5	17.5	64.5	12.5				
			MM 1842	787	762	1638	495	445	1638	318				
			RTA 00	1 per carton										
 <p>S7877LT S7877RT</p> <p>Three Seater w/Arms and Laminate Tablet COM: 8.75 YD 8 M Unit weight: 157 LB 71.4 KG Carton weight: 171 LB 77.56 KG Carton volume: 55.5 FT³ 1.57 MT³</p>	<p>Freestanding unit only.</p>	<p>S7877LT (UC) S7877RT (UC)</p>	-	-	-	-	2962	3373	3785	4143	4590	5010	5578	6383
			<p>OVERALL DIMENSIONS W D H</p>			<p>SEAT DIMENSIONS W D H</p>			<p>BACK DIMENSIONS W H</p>					
			IN 74	33.5	30	64.5	19.5	17.5	64.5	12.5				
			MM 1880	851	762	1638	495	445	1638	318				
			RTA 00	1 per carton										
 <p>S7877LRT</p> <p>Three Seater w/Arms and Laminate Tablets COM: 8.75 YD 8 M Unit weight: 165 LB 75 KG Carton weight: 179 LB 81.19 KG Carton volume: 55.5 FT³ 1.57 MT³</p>	<p>Freestanding unit only.</p> <p>Left and right tablets.</p>	<p>S7877LRT (UC)</p>	-	-	-	-	3394	3805	4217	4575	5022	5442	6010	6815
			<p>OVERALL DIMENSIONS W D H</p>			<p>SEAT DIMENSIONS W D H</p>			<p>BACK DIMENSIONS W H</p>					
			IN 75.5	33.5	30	64.5	19.5	17.5	64.5	12.5				
			MM 1918	851	762	1638	495	445	1638	318				
			RTA 00	1 per carton										

DESCRIPTION	FEATURES	MODEL#	STANDARD TEXTILE GRADES											
			1	2	3	4	5	6	7	8	9	10	11	12
 <p>Armless Three Seater COM: 8.25 YD 7.54 M Unit weight: 117 LB 53.2 KG Carton weight: 131 LB 59.42 KG Carton volume: 50.25 FT³ 1.42 MT³</p>	Ganging hardware not included. Armless side(s) can be equipped with ganging brackets, model 7892.	S7897 (UC)	-	-	-	-	2531	2919	3307	3645	4066	4462	4998	5757
			OVERALL DIMENSIONS			SEAT DIMENSIONS			BACK DIMENSIONS					
			W	D	H	W	D	H	W	H				
			IN 64.5 MM 1638	31 787	30.75 781	64.5 1638	19.5 495	17.5 445	64.5 1638	13.25 337				
			RTA 00	1 per carton										
 <p>S7891R</p>  <p>S7891L</p>	Ganging hardware not included. Armless side can be equipped with ganging brackets, model 7892.	S7891L (UC) S7891R (UC)	-	-	-	-	2531	2872	3213	3510	3880	4228	4699	5366
			OVERALL DIMENSIONS			SEAT DIMENSIONS			BACK DIMENSIONS					
			W	D	H	W	D	H	W	H				
			IN 68.5 MM 1740	31 787	30.75 781	64.5 1638	19.5 495	17.5 445	64.5 1638	13.25 337				
			RTA 00	1 per carton										
 <p>S7891RRT</p>  <p>S7891LLT</p>	Ganging hardware not included. Armless side(s) can be equipped with ganging brackets, model 7892.	S7891LLT (UC) S7891RRT (UC)	-	-	-	-	2962	3303	3644	3941	4311	4659	5130	5797
			OVERALL DIMENSIONS			SEAT DIMENSIONS			BACK DIMENSIONS					
			W	D	H	W	D	H	W	H				
			IN 70 MM 1778	31 787	30.75 781	64.5 1638	19.5 495	17.5 445	64.5 1638	13.25 337				
			RTA 00	1 per carton										
	Freestanding unit only.	S7884 (UC)	-	-	-	-	3557	4039	4521	4941	5464	5956	6622	7565
			OVERALL DIMENSIONS			SEAT DIMENSIONS			BACK DIMENSIONS					
			W	D	H	W	D	H	W	H				
			IN 93.5 MM 2375	31 787	30 762	85.5 2172	19.5 495	17.5 445	85.5 2172	12.5 318				
			RTA 00	1 per carton										
	Ganging hardware not included. Armless side(s) can be equipped with ganging brackets, model 7892.	S7884NA (UC)	-	-	-	-	3557	3968	4380	4738	5185	5605	6173	6978
			OVERALL DIMENSIONS			SEAT DIMENSIONS			BACK DIMENSIONS					
			W	D	H	W	D	H	W	H				
			IN 85.5 MM 2172	31 787	30.75 781	85.5 2172	19.5 495	17.5 445	85.5 2172	12.5 318				
			RTA 00	1 per carton										

DESCRIPTION	FEATURES	MODEL#	STANDARD TEXTILE GRADES											
			1	2	3	4	5	6	7	8	9	10	11	12



S7884R



S7884L

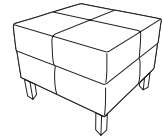
Four Seater w/One Arm
 COM: 9.5 YD | 8.69 M
 Unit weight: 172 LB | 78.2 KG
 Carton weight: 188 LB | 85.28 KG
 Carton volume: 69 FT³ | 1.95 MT³

Ganging hardware not included.
 Armless side can be equipped with ganging brackets, model 7892.

S7884L (UC)	-	-	-	-	3557	4004	4450	4840	5324	5780	6398	7272
S7884R (UC)	-	-	-	-	-	-	-	-	-	-	-	-

OVERALL DIMENSIONS			SEAT DIMENSIONS			BACK DIMENSIONS		
W	D	H	W	D	H	W	H	
IN 89.5	31	30.75	85.8	19.5	17.5	85.8	12.5	
MM 2273	787	781	2179	495	445	2179	318	

RTA 00 1 per carton



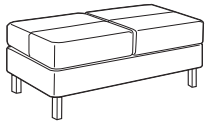
Square Ottoman
 COM: 1.5 YD | 1.37 M
 Unit weight: 23 LB | 10.5 KG
 Carton weight: 27 LB | 12.25 KG
 Carton volume: 7.5 FT³ | 0.21 MT³

Ganging hardware not included.
 Side(s) can be equipped with ganging brackets, model 7892. Does not gang to seating units.

S7879	-	-	-	-	739	810	880	942	1018	1090	1188	1326
--------------	---	---	---	---	-----	-----	-----	-----	------	------	------	------

OVERALL DIMENSIONS			SEAT DIMENSIONS			BACK DIMENSIONS		
W	D	H	W	D	H	W	H	
IN 22	22	17	-	-	-	-	-	-
MM 559	559	432	-	-	-	-	-	-

RTA 00  1 per carton



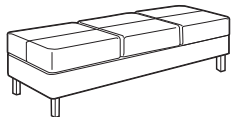
Two Seater Bench
 COM: 2.25 YD | 2.06 M
 Unit weight: 36 LB | 16.4 KG
 Carton weight: 42 LB | 19.05 KG
 Carton volume: 11.5 FT³ | 0.32 MT³

Ganging hardware not included.
 Side(s) can be equipped with ganging brackets, model 7892. Does not gang to seating units.

S7893 (UC)	-	-	-	-	1188	1294	1400	1492	1607	1715	1861	2068
-------------------	---	---	---	---	------	------	------	------	------	------	------	------

OVERALL DIMENSIONS			SEAT DIMENSIONS			BACK DIMENSIONS		
W	D	H	W	D	H	W	H	
IN 43	21.5	17	-	-	-	-	-	-
MM 1092	546	432	-	-	-	-	-	-

RTA 00 1 per carton



Three Seater Bench
 COM: 3.75 YD | 3.43 M
 Unit weight: 54 LB | 24.5 KG
 Carton weight: 62 LB | 28.12 KG
 Carton volume: 16.75 FT³ | 0.47 MT³

Ganging hardware not included.
 Side(s) can be equipped with ganging brackets, model 7892. Does not gang to seating units.

S7894 (UC)	-	-	-	-	1646	1822	1999	2152	2344	2524	2767	3112
-------------------	---	---	---	---	------	------	------	------	------	------	------	------

OVERALL DIMENSIONS			SEAT DIMENSIONS			BACK DIMENSIONS		
W	D	H	W	D	H	W	H	
IN 64.5	21.5	17	-	-	-	-	-	-
MM 1638	546	432	-	-	-	-	-	-

RTA 00 1 per carton



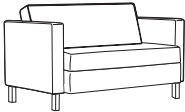
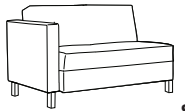




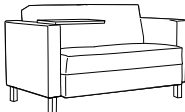
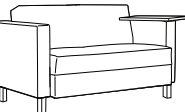
Two Seater Bench - Single Cushion
 COM: 2.25 YD | 2.06 M
 Unit weight: 36 LB | 16.4 KG
 Carton weight: 42 LB | 19.05 KG
 Carton volume: 11.5 FT³ | 0.32 MT³

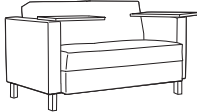
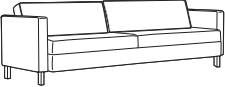
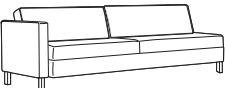
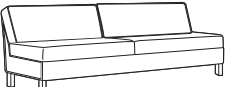
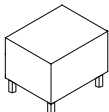
Ganging hardware not included.
 Side(s) can be equipped with ganging brackets, model 7892. Does not gang to seating units.

S7905 (UC)	-	-	-	-	1188	1294	1400	1492	1607	1715	1861	2068
-------------------	---	---	---	---	------	------	------	------	------	------	------	------

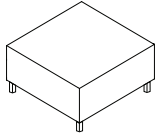
OVERALL DIMENSIONS			SEAT DIMENSIONS			BACK DIMENSIONS		
W	D	H	W	D	H	W	H	
IN 43	21.5	17	-	-	-	-	-	-
MM 1092	546	432	-	-	-	-	-	-

RTA 00 1 per carton

DESCRIPTION	FEATURES	MODEL#	STANDARD TEXTILE GRADES														
			1	2	3	4	5	6	7	8	9	10	11	12			
 <p>Two Seater w/Arms - Single Cushion COM: 6.5 YD 5.94 M Unit weight: 110 LB 50 KG Carton weight: 122 LB 55.34 KG Carton volume: 36 FT³ 1.01 MT³</p>	Freestanding unit only.	S7902 (UC)	-	-	-	-	2066	2372	2677	2944	3275	3587	4010	4608			
			OVERALL DIMENSIONS			SEAT DIMENSIONS			BACK DIMENSIONS								
			W	D	H	W	D	H	W	H							
			IN 51.25 MM 1302	31 787	30 762	43.25 1099	19.5 495	17.5 445	43.25 1099	12.5 318							
		RTA 00	1 per carton														
 <p>S7902R</p>  <p>S7902L</p> <p>Two Seater w/One Arm - Single Cushion COM: 6.5 YD 5.94 M Unit weight: 102 LB 46.4 KG Carton weight: 114 LB 51.71 KG Carton volume: 36 FT³ 1.01 MT³</p>	Ganging hardware not included. Armless side can be equipped with ganging brackets, model 7892.	S7902L (UC) S7902R (UC)	-	-	-	-	2066	2372	2677	2944	3275	3587	4010	4608			
			OVERALL DIMENSIONS			SEAT DIMENSIONS			BACK DIMENSIONS								
			W	D	H	W	D	H	W	H							
			IN 47.25 MM 1200	31 787	30.75 781	43.25 1099	19.5 495	17.5 445	43.25 1099	13.25 337							
		RTA 00	1 per carton														
 <p>S7902RRT</p>  <p>S7902LLT</p> <p>Two Seater w/One Arm & Lam. Tablet - Single Cushion COM: 5.25 YD 4.8 M Unit weight: 102 LB 46.4 KG Carton weight: 114 LB 51.71 KG Carton volume: 36 FT³ 1.01 MT³</p>	Ganging hardware not included. Armless side can be equipped with ganging brackets, model 7892.	S7902LLT (UC) S7902RRT (UC)	-	-	-	-	2498	2745	2992	3207	3475	3727	4068	4551			
			OVERALL DIMENSIONS			SEAT DIMENSIONS			BACK DIMENSIONS								
			W	D	H	W	D	H	W	H							
			IN 48.75 MM 1238	33.5 851	30.75 781	43.25 1099	19.5 495	17.5 445	43.25 1099	13.25 337							
		RTA 00	1 per carton														
 <p>Armless Two Seater - Single Cushion COM: 4.5 YD 4.11 M Unit weight: 78 LB 35.5 KG Carton weight: 90 LB 40.82 KG Carton volume: 36 FT³ 1.01 MT³</p>	Ganging hardware not included. Armless side(s) can be equipped with ganging brackets, model 7892.	S7902NA (UC)	-	-	-	-	2066	2278	2489	2674	2903	3119	3412	3826			
			OVERALL DIMENSIONS			SEAT DIMENSIONS			BACK DIMENSIONS								
			W	D	H	W	D	H	W	H							
			IN 43.25 MM 1099	31 787	30.75 781	43.25 1099	19.5 495	17.5 445	43.25 1099	13.25 337							
		RTA 00	1 per carton														
 <p>S7902RT</p>  <p>S7902LT</p> <p>Two Seater w/Arms & Lam. Tablet - Single Cushion COM: 6.5 YD 5.94 M Unit weight: 118 LB 53.6 KG Carton weight: 130 LB 58.97 KG Carton volume: 41.25 FT³ 1.16 MT³</p>	Freestanding unit only.	S7902LT (UC) S7902RT (UC)	-	-	-	-	2498	2804	3109	3376	3707	4019	4442	5040			
			OVERALL DIMENSIONS			SEAT DIMENSIONS			BACK DIMENSIONS								
			W	D	H	W	D	H	W	H							
			IN 52.75 MM 1340	33.5 851	30 762	43.25 1099	19.5 495	17.5 445	43.25 1099	12.5 318							
		RTA 00	1 per carton														

DESCRIPTION	FEATURES	MODEL#	STANDARD TEXTILE GRADES											
			1	2	3	4	5	6	7	8	9	10	11	12
 <p>Two Seater w/Arms & Lam. Tablets - Single Cushion COM: 5.25 YD 4.8 M Unit weight: 115 LB 52.3 KG Carton weight: 127 LB 57.61 KG Carton volume: 41.25 FT³ 1.16 MT³</p>	Freestanding unit only. Left and right tablets.	S7902LRT (UC)	-	-	-	-	2928	3175	3422	3637	3905	4157	4498	4981
			OVERALL DIMENSIONS			SEAT DIMENSIONS			BACK DIMENSIONS					
			W	D	H	W	D	H	W	H				
			IN 54.25 MM 1378	33.5 851	30 762	43.25 1099	19.5 495	17.5 445	43.25 1099	12.5 318				
			RTA 00	1 per carton										
 <p>Four Seater w/Arms - Duo Cushion COM: 10.25 YD 9.37 M Unit weight: 188 LB 85.5 KG Carton weight: 204 LB 92.53 KG Carton volume: 69 FT³ 1.95 MT³</p>	Freestanding unit only.	S7904 (UC)	-	-	-	-	3588	4070	4552	4972	5495	5987	6653	7596
			OVERALL DIMENSIONS			SEAT DIMENSIONS			BACK DIMENSIONS					
			W	D	H	W	D	H	W	H				
			IN 93.5 MM 2375	31 787	30 762	85.5 2172	19.5 495	17.5 445	85.5 2172	12.5 318				
			RTA 00	1 per carton										
 <p>Four Seater w/One Arm - Duo Cushion COM: 9.5 YD 8.69 M Unit weight: 172 LB 78.2 KG Carton weight: 188 LB 85.29 KG Carton volume: 61.5 FT³ 1.74 MT³</p>	Ganging hardware not included. Armless side can be equipped with ganging brackets, model 7892.	S7904R (UC) S7904L (UC)	-	-	-	-	3588	4035	4481	4871	5355	5811	6429	7303
			OVERALL DIMENSIONS			SEAT DIMENSIONS			BACK DIMENSIONS					
			W	D	H	W	D	H	W	H				
			IN 89.5 MM 2273	31 787	30.75 781	85.5 2172	19.5 495	17.5 445	89.5 2273	12.5 318				
			RTA 00	1 per carton										
 <p>Armless Four Seater - Duo Cushion COM: 8.75 YD 8 M Unit weight: 156 LB 70.9 KG Carton weight: 172 LB 78.02 KG Carton volume: 61.5 FT³ 1.74 MT³</p>	Ganging hardware not included. Armless side(s) can be equipped with ganging brackets, model 7892.	S7904NA (UC)	-	-	-	-	3588	3999	4411	4769	5216	5636	6204	7009
			OVERALL DIMENSIONS			SEAT DIMENSIONS			BACK DIMENSIONS					
			W	D	H	W	D	H	W	H				
			IN 85.5 MM 2172	31 787	30.75 781	85.5 2172	19.5 495	17.5 445	85.5 2172	12.5 318				
			RTA 00	1 per carton										
 <p>Cube End Table COM: N/A Unit weight: 41 LB 18.6 KG Carton weight: 51 LB 23.13 KG Carton volume: 5.5 FT³ 0.15 MT³</p>	Freestanding unit only. For power/USB unit please see electrical placement chart.	S7911	List price											
			1268											
			OVERALL DIMENSIONS			SEAT DIMENSIONS			BACK DIMENSIONS					
			W	D	H	W	D	H	W	H				
IN 20 MM 508	24 610	16 406	-	-	-	-	-							
			RTA 00	1 per carton										

DESCRIPTION FEATURES MODEL# STANDARD TEXTILE GRADES



Cube Square Coffee Table
 COM: N/A
 Unit weight: 74 LB | 33.6 KG
 Carton weight: 86 LB | 39.01 KG
 Carton volume: 10.75 FT³ | 0.3 MT³

Leg finish upcharges:
 Chrome (**CHM**) - add \$46
 Brushed Chrome (**BCH**) - add \$221
 Satin Brass (**SBR**) - add \$315
 Antique Copper (**ACO**) - add \$315

Freestanding unit only.

For power/USB unit please see electrical placement chart.

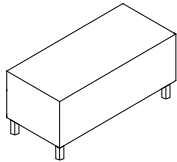
List price

S7912 1616

OVERALL DIMENSIONS			SEAT DIMENSIONS			BACK DIMENSIONS	
W	D	H	W	D	H	W	H

IN	33	33	14	-	-	-	-
MM	838	838	356	-	-	-	-

RTA 00 1 per carton



Cube 40" Coffee Table
 COM: N/A
 Unit weight: 56 LB | 25.5 KG
 Carton weight: 66 LB | 29.94 KG
 Carton volume: 8 FT³ | 0.22 MT³

Leg finish upcharges:
 Chrome (**CHM**) - add \$67
 Brushed Chrome (**BCH**) - add \$115
 Satin Brass (**SBR**) - add \$246
 Antique Copper (**ACO**) - add \$246

Freestanding unit only.

For power/USB unit please see electrical placement chart.

List price

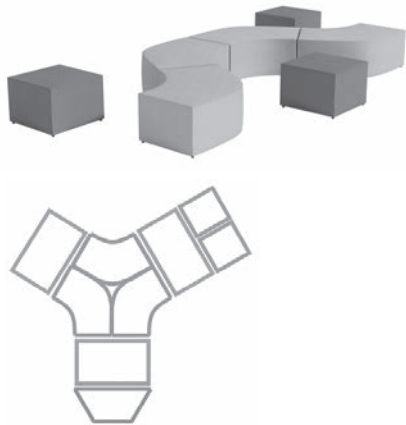
S7913 1534

OVERALL DIMENSIONS			SEAT DIMENSIONS			BACK DIMENSIONS	
W	D	H	W	D	H	W	H

IN	40	20	14	-	-	-	-
MM	1016	508	356	-	-	-	-

RTA 00 1 per carton

CRAFT



Sample layout
Two square units, three rectangle units, three curve-120 degree units, one wedge unit



3-way layout
Three curve-120 degree units, three half round units and three round units



Collaborative pod layout
Six wedge units



Collaborative layout
Six curve-120 degree units, six round units



Sample layout
Two wedge units



Sample layout
Two half round units

STANDARD FEATURES

- Craft is a modular lounge seating series that is easy to configure, durable and ideal for open spaces.
- Modular non-handed components, can be reconfigured to suit your space.
- Curve-120 degree units can create 3-way and collaborative pod configurations.
- Cushions are fully upholstered and mounted on 1.5" high nylon glides.
- Compliant with the emissions guidelines set by the GREENGUARD Environmental Institute.
- Weight capacity for this series is 300 lbs. per seat.

OPTIONAL FEATURES

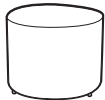
- For dual wheel carpet casters, please specify (C107). Add \$42.
- For hard surface flooring casters, please specify (C107R). Add \$59.

COMPLIMENTARY TABLES AVAILABLE

- Perfect partner for Craft Seating (see page 88).

DESCRIPTION

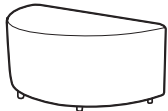
MODEL# / FEATURES



Round 20" Unit
Unit weight: 17 LB | 7.7 KG
Carton weight: 23 LB | 10.43 KG
Carton volume: 5.25 FT³ | 0.14 MT³

	1	2	3	4	5	6	7	8	9	10	11	12
MVL13007	413	457	494	537	607	672	736	793	863	929	1018	1145












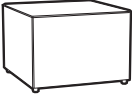



	OVERALL DIMENSIONS			SEAT DIMENSIONS			BACK DIMENSIONS	
	W	D	H	W	D	H	W	H
IN	20	20	17.5	-	-	-	-	-
MM	508	508	445	-	-	-	-	-
			1 per carton					




Half Round 40" Unit
Unit weight: 33 LB | 15 KG
Carton weight: 41 LB | 18.6 KG
Carton volume: 9.5 FT³ | 0.26 MT³

	1	2	3	4	5	6	7	8	9	10	11	12
MVL13008	539	627	701	787	927	1056	1185	1298	1438	1570	1749	2002

	OVERALL DIMENSIONS			SEAT DIMENSIONS			BACK DIMENSIONS	
	W	D	H	W	D	H	W	H
IN	40	21	17.5	-	-	-	-	-
MM	1016	533	445	-	-	-	-	-
			1 per carton					

DESCRIPTION	MODEL# / FEATURES												
	1	2	3	4	5	6	7	8	9	10	11	12	
 <p>Wedge Unit Unit weight: 29 LB 13.2 KG Carton weight: 37 LB 16.78 KG Carton volume: 8 FT³ 0.22 MT³</p>	MVL13009	539	627	701	787	927	1056	1185	1298	1438	1570	1749	2002
	OVERALL DIMENSIONS			SEAT DIMENSIONS			BACK DIMENSIONS						
		W	D	H	W	D	H	W	H				
	IN	40	17.75	17.5	-	-	-	-	-				
	MM	1016	451	445	-	-	-	-	-				
	RTA 1		1 per carton										
 <p>Curve-120 Degree Unit Unit weight: 37 LB 16.8 KG Carton weight: 49 LB 22.23 KG Carton volume: 13.25 FT³ 0.37 MT³</p>	MVL13010	634	741	831	934	1104	1261	1417	1554	1724	1884	2101	2407
	OVERALL DIMENSIONS			SEAT DIMENSIONS			BACK DIMENSIONS						
		W	D	H	W	D	H	W	H				
	IN	43.5	27.5	17.5	-	-	-	-	-				
	MM	1105	699	445	-	-	-	-	-				
	RTA 1		1 per carton										
 <p>Rectangle Unit Unit weight: 37 LB 16.8 KG Carton weight: 47 LB 21.32 KG Carton volume: 9.5 FT³ 0.26 MT³</p>	MVL13011	506	603	684	778	933	1075	1217	1341	1495	1640	1837	2115
	OVERALL DIMENSIONS			SEAT DIMENSIONS			BACK DIMENSIONS						
		W	D	H	W	D	H	W	H				
	IN	40	20	17.5	-	-	-	-	-				
	MM	1016	508	445	-	-	-	-	-				
	RTA 1		1 per carton										
 <p>Square Unit Unit weight: 22 LB 10 KG Carton weight: 28 LB 12.7 KG Carton volume: 5.25 FT³ 0.14 MT³</p>	MVL13012	381	449	506	572	680	780	880	967	1075	1177	1315	1510
	OVERALL DIMENSIONS			SEAT DIMENSIONS			BACK DIMENSIONS						
		W	D	H	W	D	H	W	H				
	IN	20	20	17.5	-	-	-	-	-				
	MM	508	508	445	-	-	-	-	-				
	RTA 1		1 per carton										

CRAFT TABLES



STANDARD FEATURES

- Craft tables are the perfect partner to Craft seating products in creating casual meeting solutions for today's workplace and learning environments.
- Coffee and side tables provide a convenient place to set your drinks, a light lunch or your personal devices during an impromptu discussion.
- Coffee and side tables help to anchor a space and provide nesting spaces to keep the area tidy when mobile Craft cubes are not in use.

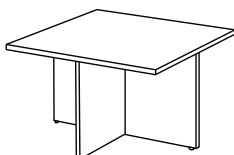
FINISHES

- Docking tables may be ordered in any of the standard laminate finishes below, including two-tone where the top is in one finish and the base in another at no upcharge.

CONSTRUCTION

- **Docking tables:**
 - 1" thick thermally fused laminate surfaces with 2mm thick matching edgeband.
 - Equipped with levelers for uneven surfaces.
 - When square cubes are fully nested, the cubes extend 3" beyond the perimeter of the laminate as an invitation to be pulled out and used again.

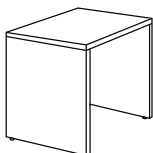
CRAFT TABLES	MODEL #	DIMENSIONS IN MM	WEIGHT LB KG	VOLUME FT ³ MT ³	LIST PRICE
--------------	---------	------------------------	--------------------	--	------------



Square Cube Docking Table

W x D x H					
ML35SCDK	35 x 35 x 19.5	78	2.2	\$456	
	889 x 889 x 495	35.38	0.06		

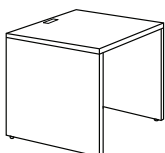
Provides nesting space for four MVL13007 (round) or MVL13012 (square) Craft units. Assembly required.



Single Docking Table

ML2418CDK	24 x 18.2 x 19.5	53	2.1	\$325	
	610 x 462 x 495	24.04	0.05		

Provides nesting space for one MVL13007, MVL13012 or MVL13011 Craft units. Shipped assembled.




Single Docking Table with cut-out

ML2420CDKP	24 x 20.5 x 19.5	55	2.1	\$338	
	610 x 521 x 495	24.95	0.05		

Provides nesting space for one MVL13007, MVL13012 or MVL13011 Craft units. Inset back to hide cables and cut-out designed to accept mini power model MVCOVSM2(S/B) OR MVCOV1U(S/B) ordered separately. Shipped assembled.

POWER / DATA



Mini Power Block Mini Power/USB Block

MVCOVSM2B	2.25 x 3.75 x 3.12	2.35	0.5	\$313	
	57 x 95 x 79	1.07	0.01		
MVCOVSM2S	2.25 x 3.75 x 3.12	2.35	0.5	\$313	
	57 x 95 x 79	1.07	0.01		

With USB Block

MVCOV1UB	2.25 x 3.75 x 3.12	2.35	0.5	\$494	
	57 x 95 x 79	1.07	0.01		
MVCOV1US	2.25 x 3.75 x 3.12	2.35	0.5	\$494	
	57 x 95 x 79	1.07	0.01		

Designed to retrofit into an existing grommet cut-out to bring power to the desktop. Fits in 3.27" x 1.9" cut-out (FOG, POG) and mounts to 0.5" to 2" thick surface. ETL listed. Available in Black (B) or Silver (S) as indicated by last character of model number. 9' power cord with 90° flat plug with 45° rotation.

MVCOVSM2B/S includes two 12A, 120 VAC spill resistant power receptacles.

MVCOV1UB/S includes one 12A, 120 VAC spill resistant power receptacle and two 2.1A (11W) USB charging ports.

DRIFT SEATING



model 8034



model 8037



model 8030



model 8052



model 8022



model 8026

Drift Tables



For Drift tables, please see page 95.

EXAMPLE DRIFT SEATING ORDER CODE:

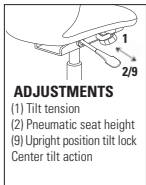
8030P	-S2	-WA50	-SE	-WA50	-R11
Model number	Sealed Seams (back)	Back/arm textile	Sealed seams (seat)	Seat textile	Patch color
-AAM	-NM	-NB			
Base finish	Glide type	Moisture barrier			

Release vinyl for arm and head patches

(R11) White	(R21) Red Barn	(R31) Green
(R12) Chalk	(R22) Brave Red	(R32) Blue
(R13) Stone	(R23) Gypsy Red	(R33) Black
(R14) Taupe	(R24) Cajun	(R34) Cool Grey
(R15) Orange	(R25) Vineyard	(R35) Thunder Grey
(R16) Country	(R26) Olive	(R36) Navy
(R17) Tuscan	(R27) Bonsai	(R37) Dark Chocolate
(R18) Cottage	(R28) Summer's Dream	(R38) Espresso
(R19) Yellow	(R29) Calico	

MECHANISM OPTIONS:

Tilter mechanism (-4)



Ergonomic features:

B, C, S, U

STANDARD FEATURES

- The soft seat, contoured back and arms provide the perfect balance of style and comfort.
- Wood fixed bases are made from beechwood and available in all standard wood finishes.
- Wood fixed and swivel base models are standard with White non-marking polycarbonate glides (see right column for additional glide options).
- Sled bases are standard in paint or plated finishes (see right column for upcharges).
- Sled base models are standard with clear polycarbonate glides (see right column for additional glide options).
- For increased durability on side and lounge chairs, select P and PH suffix models which are available with arm and head patches made from Global's Release vinyl. Please specify color.
- Sealed seams are available on chair backs and/or seats (with upcharge). For sealed seams on Ottoman, choose model 8026S which is available in sealed seam approved textiles only.
- Moisture barrier can be added to seat cushions only (with upcharge) but cannot be combined with sealed seams.
- Assembled using tamperproof screws and comes shipped fully assembled.
- Upholstery options: fabric, vinyl or leather. Vinyl and leather models may feature stitch detail across the seat and/or back cushions, if applicable.
- Weight capacity for this series is 300 lbs

SIDE CHAIRS

- Available with six base options: sled, wood fixed, wood four star swivel, Chrome four star swivel, high four star swivel and five star base on casters.
- High four star swivel base is polished aluminum with White non-marking glides (see right column for additional glide options).
- Chairs on casters with five star 360° base swivel, are height adjustable with a 4" seat height range and include a tilting mechanism with upright tilt lock. Carpet and hard floor casters are available (see right column for caster options).

LOUNGE CHAIRS

- Available with four base options: sled, wood fixed, wood four star swivel and Chrome four star swivel.
- Chrome four star swivel models are available with 360° self-centering or swivel option. Base only available in polished Chrome.
- Available in two seat heights: 17" with a classic lounge angle or 18" with a reduced back angle for ease of sitting and standing.

STOOLS

- Counter or bar height stools are available with three base options: sled, wood fixed and metal four star swivel.

OTTOMAN

- Features a weighted bottom to always maintain an upright position and White non-marking glides.

Please add option codes in the following order:

- Model number**
specify model number
- Back seams and textile**
(NS) no sealed back seams
(S2) sealed back seams. See model for upcharge. Specify textile code.
- Seat seams and textile**
(NS) no sealed seat seams
(SE) sealed seat seams. See model for upcharge. Specify textile code.
- Arm and head patch textile**
(for P and PH suffix models) See bottom left for Release vinyl arm and head patches color chart.
- Base height** (lounge seating only)
(S17) 17" seat height
(S18) 18" seat height
- Wood base finish** (wood base models only)

(AAM) Absolute	(NLW) Natural Walnut
(BKM) Black	(ASM) Night
(ACM) Cherry	(NBM) Noce Biondo
(EOM) English Oak	(NGM) Noce Grigio
(ECM) Espresso Cafe	(NEM) Noce Leggero
(TFM) Fruitwood	(NMM) Noce Medio
(HGM) Gray	(SKM) Shaker Cherry
(AHM) Honey	(TWM) Walnut
(TMM) Mahogany	(WTM) WC Cream
(AVM) Maple	(WHM) White
(MVM) Medium Walnut	(WCM) Winter Cherry
- Frame finish** (sled base models only)
For leg frame finish options, please see page 161. Upcharges apply for plated finishes:
(CHM) Chrome. Add \$41 for side/lounge. Add \$79 for counter. Add \$79 for bar.
(BCH) Brushed Chrome. Add \$56 for side/lounge. Add \$83 for counter. Add \$136 for bar.
(SBR) Satin Brass. Add \$108 for side/lounge. Add \$150 for counter. Add \$203 for bar.
(ACO) Antique Copper. Add \$108 for side/lounge. Add \$150 for counter. Add \$203 for bar.
- Cylinder selection**
(Chrome swivel lounge models only)
(DSC) swivel cylinder
(DAC) self-centering
- Glide type** (wood base seating only)
(NM) White non-marking nylon for most surfaces (standard)
(SG) steel cushioned glides for carpeted surfaces. Add \$17.
(RG) non-slip rubber glides for most hard floor surfaces. Add \$22.
(FG) felt glides for most hard floor surfaces. Add \$22.
- Glide type** (wire sled base seating)
(CG) clear polycarbonate glides for most surfaces (standard)
(XG) no glides
(SG) steel cushioned glides for carpeted surfaces. Add \$19.
(RG) rubber glides for most hard floor surfaces. Add \$19.
(FG) felt glides for most hard floor surfaces. Add \$19.
- Glide type** (high four star base chairs)
(NM) White polyethylene non-marking for most surfaces (standard)
(FG) felt glides for most hard floor surfaces. Add \$22.
- Caster type** (five star base chairs)
(DC) 2" casters for carpeted surfaces.
(RC) 2" casters for most hard floor surfaces. Add \$17.
- Moisture barrier** (not available with sealed seams)
(NB) no moisture barrier.
(MB) moisture barrier (seat only). Add \$81.

DESCRIPTION FEATURES MODEL # STANDARD TEXTILE GRADES



Ottoman
COM: 2 YD | 1.83 M
Unit weight: 25 LB | 11.4 KG
Carton weight: 31 LB | 14.06 KG
Carton volume: 8.5 FT³ | 0.24 MT³

MODEL #	1	2	3	4	5	6	7	8	9	10	11	12
8026	803	867	922	983	1086	1179	1274	1355	1458	1554	1683	1867
8026S	905	969	1024	1085	1188	1281	1376	1457	1560	1656	1785	1969

OVERALL DIMENSIONS			SEAT DIMENSIONS			BACK DIMENSIONS	
W	D	H	W	D	H	W	H

IN	18.5	18.5	18	-	-	-	-	-
MM	470	470	457	-	-	-	-	-

RTA 00 1 per carton



Side Chair w/Sled Base
COM: 2 YD | 1.83 M
Unit weight: 22 LB | 10 KG
Carton weight: 31 LB | 14.06 KG
Carton volume: 13.25 FT³ | 0.37 MT³

	(S2)	(SE)
8023	Add \$33	Add \$25
8023P	Add \$49	Add \$25

MODEL #	1	2	3	4	5	6	7	8	9	10	11	12
8023	1389	1453	1507	1570	1671	1765	1859	1941	2043	2139	2269	2453

8023P	1409	1473	1527	1590	1691	1785	1879	1961	2063	2159	2289	2473
--------------	------	------	------	------	------	------	------	------	------	------	------	------

OVERALL DIMENSIONS			SEAT DIMENSIONS			BACK DIMENSIONS	
W	D	H	W	D	H	W	H

IN	24.5	23	31	18	17.5	18	15	13
MM	622	584	787	457	445	457	381	330

RTA 00 1 per carton



Side Chair w/Four-Legged Wood Base
COM: 2 YD | 1.83 M
Unit weight: 24 LB | 10.9 KG
Carton weight: 31 LB | 14.06 KG
Carton volume: 15.75 FT³ | 0.44 MT³

	(S2)	(SE)
8030	Add \$33	Add \$25
8030P	Add \$49	Add \$25

MODEL #	1	2	3	4	5	6	7	8	9	10	11	12
8030	1469	1533	1587	1650	1751	1845	1939	2021	2123	2219	2349	2533

8030P	1489	1553	1607	1670	1771	1865	1959	2041	2143	2239	2369	2553
--------------	------	------	------	------	------	------	------	------	------	------	------	------

OVERALL DIMENSIONS			SEAT DIMENSIONS			BACK DIMENSIONS	
W	D	H	W	D	H	W	H

IN	24.5	23	31	18	17.5	18	15	13
MM	622	584	787	457	445	457	381	330

RTA 00 1 per carton



Side Chair w/Wood Swivel Base
COM: 2 YD | 1.83 M
Unit weight: 24 LB | 10.9 KG
Carton weight: 31 LB | 14.06 KG
Carton volume: 15.75 FT³ | 0.44 MT³

	(S2)	(SE)
8031	Add \$33	Add \$25
8031P	Add \$49	Add \$25

MODEL #	1	2	3	4	5	6	7	8	9	10	11	12
8031	1706	1770	1824	1887	1988	2082	2176	2258	2360	2456	2586	2770

8031P	1726	1790	1844	1907	2008	2102	2196	2278	2380	2476	2606	2790
--------------	------	------	------	------	------	------	------	------	------	------	------	------

OVERALL DIMENSIONS			SEAT DIMENSIONS			BACK DIMENSIONS	
W	D	H	W	D	H	W	H

IN	24.5	23	31	18	17.5	18	15	13
MM	622	584	787	457	445	457	381	330

RTA 00 1 per carton



Side Chair w/Chrome Swivel Base
COM: 2 YD | 1.83 M
Unit weight: 24 LB | 10.9 KG
Carton weight: 31 LB | 14.06 KG
Carton volume: 15.75 FT³ | 0.44 MT³

	(S2)	(SE)
8032	Add \$33	Add \$25
8032P	Add \$49	Add \$25

MODEL #	1	2	3	4	5	6	7	8	9	10	11	12
8032	1748	1812	1866	1929	2030	2124	2218	2300	2402	2498	2628	2812

8032P	1768	1832	1886	1949	2050	2144	2238	2320	2422	2518	2648	2832
--------------	------	------	------	------	------	------	------	------	------	------	------	------

OVERALL DIMENSIONS			SEAT DIMENSIONS			BACK DIMENSIONS	
W	D	H	W	D	H	W	H

IN	24.5	23	31	18	17.5	18	15	13
MM	622	584	787	457	445	457	381	330

RTA 00 1 per carton

DESCRIPTION	FEATURES	MODEL #	STANDARD TEXTILE GRADES											
			1	2	3	4	5	6	7	8	9	10	11	12



Side Chair w/High Four Star Swivel Base

COM: 2 YD | 1.83 M
 Unit weight: 26.5 LB | 12 KG
 Carton weight: 35.5 LB | 16.1 KG
 Carton volume: 13.25 FT³ | 0.37 MT³

Fixed seat cushion only.

	sealed seam upcharges	
	(S2)	(SE)
8021	Add \$33	Add \$25
8021P	Add \$49	Add \$25

8021	1558	1622	1676	1739	1840	1934	2028	2110	2212	2308	2438	2622
8021P	1578	1642	1696	1759	1860	1954	2048	2130	2232	2328	2458	2642

with arm patches

	OVERALL DIMENSIONS			SEAT DIMENSIONS			BACK DIMENSIONS					
	W	D	H	W	D	H	W	H				
IN	24.5	23	32	18	17.5	18.5	15	13				
MM	622	584	813	457	445	470	381	330				
RTA 00	1 per carton											



Low Back Lounge Chair w/Sled Base

COM: 3.25 YD | 2.97 M
 Unit weight: 42 LB | 19.1 KG
 Carton weight: 52 LB | 23.59 KG
 Carton volume: 19.25 FT³ | 0.54 MT³

	sealed seam upcharges	
	(S2)	(SE)
8024	Add \$68	Add \$29
8024P	Add \$84	Add \$29

8024	1829	1933	2021	2122	2287	2440	2593	2726	2892	3048	3259	3558
8024P	1849	1953	2041	2142	2307	2460	2613	2746	2912	3068	3279	3578

with arm patches

	OVERALL DIMENSIONS			SEAT DIMENSIONS			BACK DIMENSIONS					
	W	D	H	W	D	H	W	H				
IN	29	30	33	21.5	20	17	21	16				
MM	737	762	838	546	508	432	533	406				
RTA 00	1 per carton											



Low Back Lounge Chair w/Four-Legged Wood Base

COM: 3.25 YD | 2.97 M
 Unit weight: 43.5 LB | 19.8 KG
 Carton weight: 53.5 LB | 24.27 KG
 Carton volume: 19 FT³ | 0.53 MT³

	sealed seam upcharges	
	(S2)	(SE)
8025	Add \$68	Add \$29
8025P	Add \$84	Add \$29

8025	2329	2433	2521	2622	2787	2940	3093	3226	3392	3548	3759	4058
8025P	2349	2453	2541	2642	2807	2960	3113	3246	3412	3568	3779	4078

with arm patches

	OVERALL DIMENSIONS			SEAT DIMENSIONS			BACK DIMENSIONS					
	W	D	H	W	D	H	W	H				
IN	29	30	33	21.5	20	17	21	16				
MM	737	762	838	546	508	432	533	406				
RTA 00	1 per carton											



Low Back Lounge Chair w/Wood Swivel Base

COM: 3.25 YD | 2.97 M
 Unit weight: 43 LB | 19.5 KG
 Carton weight: 53 LB | 24.04 KG
 Carton volume: 19 FT³ | 0.53 MT³

	sealed seam upcharges	
	(S2)	(SE)
8033	Add \$68	Add \$29
8033P	Add \$84	Add \$29

8033	2329	2433	2521	2622	2787	2940	3093	3226	3392	3548	3759	4058
8033P	2349	2453	2541	2642	2807	2960	3113	3246	3412	3568	3779	4078

with arm patches

	OVERALL DIMENSIONS			SEAT DIMENSIONS			BACK DIMENSIONS					
	W	D	H	W	D	H	W	H				
IN	29	30	33	21.5	20	17	21	16				
MM	737	762	838	546	508	432	533	406				
RTA 00	1 per carton											



Low Back Lounge Chair w/Chrome Swivel Base





COM: 3.25 YD | 2.97 M
 Unit weight: 49 LB | 22.3 KG
 Carton weight: 59 LB | 26.76 KG
 Carton volume: 19.25 FT³ | 0.54 MT³




	sealed seam upcharges	
	(S2)	(SE)
8034	Add \$68	Add \$29
8034P	Add \$84	Add \$29

8034	2344	2448	2536	2637	2802	2955	3108	3241	3407	3563	3774	4073
8034P	2364	2468	2556	2657	2822	2975	3128	3261	3427	3583	3794	4093

with arm patches

	OVERALL DIMENSIONS			SEAT DIMENSIONS			BACK DIMENSIONS					
	W	D	H	W	D	H	W	H				
IN	29	30	33	21.5	20	17	21	16				
MM	737	762	838	546	508	432	533	406				
RTA 00	1 per carton											

DESCRIPTION	FEATURES	MODEL #	STANDARD TEXTILE GRADES																				
			1	2	3	4	5	6	7	8	9	10	11	12									
 <p>Mid Back Lounge Chair w/Sled Base COM: 3.5 YD 3.2 M Unit weight: 42 LB 19.1 KG Carton weight: 52 LB 23.59 KG Carton volume: 25.5 FT³ 0.72 MT³</p>	<table border="1"> <tr> <td rowspan="2">sealed seam upcharges</td> <td>(S2)</td> <td>(SE)</td> </tr> <tr> <td>8016</td> <td>Add \$74</td> <td>Add \$29</td> </tr> <tr> <td>8016P</td> <td>Add \$90</td> <td>Add \$29</td> </tr> </table>	sealed seam upcharges	(S2)	(SE)	8016	Add \$74	Add \$29	8016P	Add \$90	Add \$29	8016	1923	2035	2130	2238	2417	2581	2746	2889	3068	3236	3463	3785
			sealed seam upcharges	(S2)	(SE)																		
8016	Add \$74	Add \$29																					
8016P	Add \$90	Add \$29																					
			8016P	1943	2055	2150	2258	2437	2601	2766	2909	3088	3256	3483	3805								
			OVERALL DIMENSIONS			SEAT DIMENSIONS			BACK DIMENSIONS														
			W	D	H	W	D	H	W	H													
			IN 29	31.5	38.5	21.5	20	17	21	21.5													
			MM 737	800	978	546	508	432	533	546													
			RTA 00	1 per carton																			
 <p>Mid Back Lounge Chair w/Four-Legged Wood Base COM: 3.5 YD 3.2 M Unit weight: 43.5 LB 19.8 KG Carton weight: 53.5 LB 24.27 KG Carton volume: 25.5 FT³ 0.72 MT³</p>	<table border="1"> <tr> <td rowspan="2">sealed seam upcharges</td> <td>(S2)</td> <td>(SE)</td> </tr> <tr> <td>8027</td> <td>Add \$74</td> <td>Add \$29</td> </tr> <tr> <td>8027P</td> <td>Add \$90</td> <td>Add \$29</td> </tr> </table>	sealed seam upcharges	(S2)	(SE)	8027	Add \$74	Add \$29	8027P	Add \$90	Add \$29	8027	2423	2535	2630	2738	2917	3081	3246	3389	3568	3736	3963	4285
			sealed seam upcharges	(S2)	(SE)																		
8027	Add \$74	Add \$29																					
8027P	Add \$90	Add \$29																					
			8027P	2443	2555	2650	2758	2937	3101	3266	3409	3588	3756	3983	4305								
			OVERALL DIMENSIONS			SEAT DIMENSIONS			BACK DIMENSIONS														
			W	D	H	W	D	H	W	H													
			IN 29	31.5	38.5	21.5	20	17	21	21.5													
			MM 737	800	978	546	508	432	533	546													
			RTA 00	1 per carton																			
 <p>Mid Back Lounge Chair w/Wood Swivel Base COM: 3.5 YD 3.2 M Unit weight: 44 LB 20 KG Carton weight: 54 LB 24.49 KG Carton volume: 25.5 FT³ 0.72 MT³</p>	<table border="1"> <tr> <td rowspan="2">sealed seam upcharges</td> <td>(S2)</td> <td>(SE)</td> </tr> <tr> <td>8035</td> <td>Add \$74</td> <td>Add \$29</td> </tr> <tr> <td>8035P</td> <td>Add \$90</td> <td>Add \$29</td> </tr> </table>	sealed seam upcharges	(S2)	(SE)	8035	Add \$74	Add \$29	8035P	Add \$90	Add \$29	8035	2423	2535	2630	2738	2917	3081	3246	3389	3568	3736	3963	4285
			sealed seam upcharges	(S2)	(SE)																		
8035	Add \$74	Add \$29																					
8035P	Add \$90	Add \$29																					
			8035P	2443	2555	2650	2758	2937	3101	3266	3409	3588	3756	3983	4305								
			OVERALL DIMENSIONS			SEAT DIMENSIONS			BACK DIMENSIONS														
			W	D	H	W	D	H	W	H													
			IN 29	31.5	38.5	21.5	20	17	21	21.5													
			MM 737	800	978	546	508	432	533	546													
			RTA 00	1 per carton																			
 <p>Mid Back Lounge Chair w/Chrome Swivel Base COM: 3.5 YD 3.2 M Unit weight: 50 LB 22.7 KG Carton weight: 60 LB 27.22 KG Carton volume: 25.5 FT³ 0.72 MT³</p>	<table border="1"> <tr> <td rowspan="2">sealed seam upcharges</td> <td>(S2)</td> <td>(SE)</td> </tr> <tr> <td>8036</td> <td>Add \$74</td> <td>Add \$29</td> </tr> <tr> <td>8036P</td> <td>Add \$90</td> <td>Add \$29</td> </tr> </table>	sealed seam upcharges	(S2)	(SE)	8036	Add \$74	Add \$29	8036P	Add \$90	Add \$29	8036	2439	2551	2646	2754	2933	3097	3262	3405	3584	3752	3979	4301
			sealed seam upcharges	(S2)	(SE)																		
8036	Add \$74	Add \$29																					
8036P	Add \$90	Add \$29																					
			8036P	2459	2571	2666	2774	2953	3117	3282	3425	3604	3772	3999	4321								
			OVERALL DIMENSIONS			SEAT DIMENSIONS			BACK DIMENSIONS														
			W	D	H	W	D	H	W	H													
			IN 29	31.5	38.5	21.5	20	17	21	21.5													
			MM 737	800	978	546	508	432	533	546													
			RTA 00	1 per carton																			

DESCRIPTION	FEATURES	MODEL #	STANDARD TEXTILE GRADES																							
			1	2	3	4	5	6	7	8	9	10	11	12												
 <p>High Back Lounge Chair w/Sled Base COM: 3.75 YD 3.43 M Unit weight: 46 LB 20.9 KG Carton weight: 56 LB 25.4 KG Carton volume: 28.25 FT³ 0.79 MT³</p>	sealed seam upcharges <table border="1"> <thead> <tr> <th></th> <th>(S2)</th> <th>(SE)</th> </tr> </thead> <tbody> <tr> <td>8028</td> <td>Add \$76</td> <td>Add \$29</td> </tr> <tr> <td>8028P</td> <td>Add \$93</td> <td>Add \$29</td> </tr> <tr> <td>8028PH</td> <td>Add \$112</td> <td>Add \$29</td> </tr> </tbody> </table>		(S2)	(SE)	8028	Add \$76	Add \$29	8028P	Add \$93	Add \$29	8028PH	Add \$112	Add \$29		1	2	3	4	5	6	7	8	9	10	11	12
			(S2)	(SE)																						
		8028	Add \$76	Add \$29																						
		8028P	Add \$93	Add \$29																						
8028PH	Add \$112	Add \$29																								
8028	2150	2270	2371	2488	2679	2855	3031	3185	3376	3556	3800	4145														
8028P	2170	2290	2391	2508	2699	2875	3051	3205	3396	3576	3820	4165														
8028PH	2200	2320	2421	2538	2729	2905	3081	3235	3426	3606	3850	4195														
			OVERALL DIMENSIONS			SEAT DIMENSIONS			BACK DIMENSIONS																	
			W	D	H	W	D	H	W	H																
			IN 29	31.5	44.5	21.5	20	17	21	27.5																
			MM 737	800	1130	546	508	432	533	699																
			RTA 00	1 per carton																						
 <p>High Back Lounge Chair w/Four-Legged Wood Base COM: 3.75 YD 3.43 M Unit weight: 46.5 LB 21.1 KG Carton weight: 56.5 LB 25.63 KG Carton volume: 28.25 FT³ 0.79 MT³</p>	sealed seam upcharges <table border="1"> <thead> <tr> <th></th> <th>(S2)</th> <th>(SE)</th> </tr> </thead> <tbody> <tr> <td>8029</td> <td>Add \$76</td> <td>Add \$29</td> </tr> <tr> <td>8029P</td> <td>Add \$93</td> <td>Add \$29</td> </tr> <tr> <td>8029PH</td> <td>Add \$112</td> <td>Add \$29</td> </tr> </tbody> </table>		(S2)	(SE)	8029	Add \$76	Add \$29	8029P	Add \$93	Add \$29	8029PH	Add \$112	Add \$29		1	2	3	4	5	6	7	8	9	10	11	12
			(S2)	(SE)																						
		8029	Add \$76	Add \$29																						
		8029P	Add \$93	Add \$29																						
8029PH	Add \$112	Add \$29																								
8029	2650	2770	2871	2988	3179	3355	3531	3685	3876	4056	4300	4645														
8029P	2670	2790	2891	3008	3199	3375	3551	3705	3896	4076	4320	4665														
8029PH	2700	2820	2921	3038	3229	3405	3581	3735	3926	4106	4350	4695														
			OVERALL DIMENSIONS			SEAT DIMENSIONS			BACK DIMENSIONS																	
			W	D	H	W	D	H	W	H																
			IN 29	31.5	44.5	21.5	20	17	21	27.5																
			MM 737	800	1130	546	508	432	533	699																
			RTA 00	1 per carton																						
 <p>High Back Lounge Chair w/Wood Swivel Base COM: 3.75 YD 3.43 M Unit weight: 47 LB 21.4 KG Carton weight: 57 LB 25.85 KG Carton volume: 28.25 FT³ 0.79 MT³</p>	sealed seam upcharges <table border="1"> <thead> <tr> <th></th> <th>(S2)</th> <th>(SE)</th> </tr> </thead> <tbody> <tr> <td>8037</td> <td>Add \$76</td> <td>Add \$29</td> </tr> <tr> <td>8037P</td> <td>Add \$93</td> <td>Add \$29</td> </tr> <tr> <td>8037PH</td> <td>Add \$112</td> <td>Add \$29</td> </tr> </tbody> </table>		(S2)	(SE)	8037	Add \$76	Add \$29	8037P	Add \$93	Add \$29	8037PH	Add \$112	Add \$29		1	2	3	4	5	6	7	8	9	10	11	12
			(S2)	(SE)																						
		8037	Add \$76	Add \$29																						
		8037P	Add \$93	Add \$29																						
8037PH	Add \$112	Add \$29																								
8037	2650	2770	2871	2988	3179	3355	3531	3685	3876	4056	4300	4645														
8037P	2670	2790	2891	3008	3199	3375	3551	3705	3896	4076	4320	4665														
8037PH	2700	2820	2921	3038	3229	3405	3581	3735	3926	4106	4350	4695														
			OVERALL DIMENSIONS			SEAT DIMENSIONS			BACK DIMENSIONS																	
			W	D	H	W	D	H	W	H																
			IN 29	31.5	44.5	21.5	20	17	21	27.5																
			MM 737	800	1130	546	508	432	533	699																
			RTA 00	1 per carton																						
 <p>High Back Lounge Chair w/Chrome Swivel Base COM: 3.75 YD 3.43 M Unit weight: 53 LB 24.1 KG Carton weight: 63 LB 28.58 KG Carton volume: 28.25 FT³ 0.79 MT³</p>	sealed seam upcharges <table border="1"> <thead> <tr> <th></th> <th>(S2)</th> <th>(SE)</th> </tr> </thead> <tbody> <tr> <td>8038</td> <td>Add \$76</td> <td>Add \$29</td> </tr> <tr> <td>8038P</td> <td>Add \$93</td> <td>Add \$29</td> </tr> <tr> <td>8038PH</td> <td>Add \$112</td> <td>Add \$29</td> </tr> </tbody> </table>		(S2)	(SE)	8038	Add \$76	Add \$29	8038P	Add \$93	Add \$29	8038PH	Add \$112	Add \$29		1	2	3	4	5	6	7	8	9	10	11	12
			(S2)	(SE)																						
		8038	Add \$76	Add \$29																						
		8038P	Add \$93	Add \$29																						
8038PH	Add \$112	Add \$29																								
8038	2666	2786	2887	3004	3195	3371	3547	3701	3892	4072	4316	4661														
8038P	2686	2806	2907	3024	3215	3391	3567	3721	3912	4092	4336	4681														
8038PH	2716	2836	2937	3054	3245	3421	3597	3751	3942	4122	4366	4711														
			OVERALL DIMENSIONS			SEAT DIMENSIONS			BACK DIMENSIONS																	
			W	D	H	W	D	H	W	H																
			IN 29	31.5	44.5	21.5	20	17	21	27.5																
			MM 737	800	1130	546	508	432	533	699																
			RTA 00	1 per carton																						

DESCRIPTION FEATURES MODEL # STANDARD TEXTILE GRADES



Counter Stool w/Sled Base
 COM: 1.5 YD | 1.37 M
 Unit weight: 23.5 LB | 10.7 KG
 Carton weight: 30 LB | 13.61 KG
 Carton volume: 9 FT³ | 0.25 MT³

sealed seam upcharges	(S2)	(SE)
8051	Add \$26	Add \$17

	1	2	3	4	5	6	7	8	9	10	11	12
8051	1135	1183	1224	1270	1347	1417	1488	1549	1626	1698	1795	1933

OVERALL DIMENSIONS			SEAT DIMENSIONS			BACK DIMENSIONS	
W	D	H	W	D	H	W	H

IN	19.25	19	34.5	15.5	15.75	24.5	12.5	10
MM	489	483	876	394	400	622	318	254

RTA 00 1 per carton



Counter Stool w/Four-Legged Wood Base
 COM: 1.5 YD | 1.37 M
 Unit weight: 22 LB | 10 KG
 Carton weight: 28 LB | 12.7 KG
 Carton volume: 9 FT³ | 0.25 MT³

sealed seam upcharges	(S2)	(SE)
8052	Add \$26	Add \$17

	1	2	3	4	5	6	7	8	9	10	11	12
8052	1685	1733	1774	1820	1897	1967	2038	2099	2176	2248	2345	2483

OVERALL DIMENSIONS			SEAT DIMENSIONS			BACK DIMENSIONS	
W	D	H	W	D	H	W	H

IN	19.25	19	34.5	15.5	15.75	24.5	12.5	10
MM	489	483	876	394	400	622	318	254

RTA 00 1 per carton



Counter Stool w/Chrome Swivel Base
 COM: 1.5 YD | 1.37 M
 Unit weight: 36.5 LB | 16.6 KG
 Carton weight: 43 LB | 19.5 KG
 Carton volume: 11.5 FT³ | 0.32 MT³

sealed seam upcharges	(S2)	(SE)
8053	Add \$26	Add \$17

	1	2	3	4	5	6	7	8	9	10	11	12
8053	2185	2233	2274	2320	2397	2467	2538	2599	2676	2748	2845	2983

OVERALL DIMENSIONS			SEAT DIMENSIONS			BACK DIMENSIONS	
W	D	H	W	D	H	W	H

IN	19.25	20	34.5	15.5	15.75	24.5	12.5	10
MM	489	508	876	394	400	622	318	254

RTA 00 1 per carton



Bar Stool w/Sled Base
 COM: 1.5 YD | 1.37 M
 Unit weight: 25 LB | 11.4 KG
 Carton weight: 33 LB | 14.97 KG
 Carton volume: 11 FT³ | 0.31 MT³

sealed seam upcharges	(S2)	(SE)
8054	Add \$26	Add \$17

	1	2	3	4	5	6	7	8	9	10	11	12
8054	1210	1258	1299	1345	1422	1492	1563	1624	1701	1773	1870	2008

OVERALL DIMENSIONS			SEAT DIMENSIONS			BACK DIMENSIONS	
W	D	H	W	D	H	W	H

IN	19.25	20	40	15.5	15.75	29.5	12.5	10
MM	489	508	1016	394	400	749	318	254

RTA 00 1 per carton



Bar Stool w/Four-Legged Wood Base
 COM: 1.5 YD | 1.37 M
 Unit weight: 22.5 LB | 10.2 KG
 Carton weight: 30 LB | 13.61 KG
 Carton volume: 11 FT³ | 0.31 MT³

sealed seam upcharges	(S2)	(SE)
8055	Add \$26	Add \$17

	1	2	3	4	5	6	7	8	9	10	11	12
8055	1760	1808	1849	1895	1972	2042	2113	2174	2251	2323	2420	2558

OVERALL DIMENSIONS			SEAT DIMENSIONS			BACK DIMENSIONS	
W	D	H	W	D	H	W	H

IN	19.25	20	40	15.5	15.75	29.5	12.5	10
MM	489	508	1016	394	400	749	318	254

RTA 00 1 per carton



Bar Stool w/Chrome Swivel Base
 COM: 1.5 YD | 1.37 M
 Unit weight: 38 LB | 17.3 KG
 Carton weight: 45.5 LB | 20.64 KG
 Carton volume: 13.25 FT³ | 0.37 MT³

sealed seam upcharges	(S2)	(SE)
8056	Add \$26	Add \$17

	1	2	3	4	5	6	7	8	9	10	11	12
8056	2260	2308	2349	2395	2472	2542	2613	2674	2751	2823	2920	3058

OVERALL DIMENSIONS			SEAT DIMENSIONS			BACK DIMENSIONS	
W	D	H	W	D	H	W	H

IN	19.25	20	40	15.5	15.75	29.5	12.5	10
MM	489	508	1016	394	400	749	318	254

RTA 00 1 per carton

DRIFT TABLES



model 8041R2616C



model 8042SQ2816I



model 8042SQ2816WSF

Drift Seating



For Drift seating, please see page 89.

DRIFT TABLE FINISHES COORDINATION CHART			
TFL/HPL TOP FINISH		COORDINATING WOOD BASE FINISH	
ACJ	Absolute Acajou	AAM	Absolute
		MWM	Medium Walnut
ASN	Asian Night	ASM	Night
AWC	Avant Cherry	ACM	Cherry
AWH	Avant Honey	AHM	Honey
BLK	Black	BKM	Black
CMB	Clear Maple	AVM	Maple
DES	Dark Espresso	ECM	Espresso Cafe
DWT	Designer White	WHM	White
NBL	Noce Biondo	NBM	Noce Biondo
NEL	Noce Leggero	NEM	Noce Leggero
NGL	Noce Grigio	NGM	Noce Grigio
NML	Noce Medio	NMM	Noce Medio
QTM	Quartered Mahogany	TMM	Mahogany
WCR	Winter Cherry	WCM	Winter Cherry
WHC	White Chocolate	WTM	WC Cream
WHE	Walnut Heights	NLW	Natural Walnut
TFL/HPL TOP FINISHES WITH NO COORDINATING WOOD BASE FINISHES		WOOD BASE FINISHES WITH NO COORDINATING HPL TOP FINISHES	
BRC**	Brushed Cobalt	EOM	English Oak
FAS**	Fashionista	NLW	Natural Walnut
FCL**	First Class	SKM	Shaker Cherry
SBY**	Sheer Beauty		
SOG**	Storm Grey		

**Chrome base models are available for all TFL/HPL top finishes

STANDARD FEATURES

- Tables are available in three shapes, multiple sizes, two edge styles and three top materials. All offer three base options: sled, four-legged wood and a polished chrome base.
- Table bases are fixed and do not swivel.
- Sled bases are available in two heights.
- Wood bases are made from beechwood and are available in all standard wood finishes.
- Sled bases are standard in paint and optionally available in Chrome. See upcharges.
- Chrome bases are available in polished chrome only.
- Table tops are available in either laminate or solid surface.
- Laminate flat edge tops are available in either a 1" thick thermally fused laminate (TFL) with 2mm edgeband or 1-1/16" thick high pressure laminate (HPL) with 2mm edgeband (see upcharge).
- Laminate knife edge tops are only available in 1-3/16" thick high pressure laminate (HPL) with 2.5mm edgeband.
- Solid surface tops are 1.25" thick, available with flat or knife edge tops.
- Polished chrome bases are equipped with White non-marking polycarbonate glides that are suitable for most hard and carpeted floor surfaces.
- Tables are shipped fully assembled.

Please specify based on the following criteria:

- **Model number** (suffix determines edge detail)
 - _____ **I** laminate flat edge
 - _____ **K** laminate knife edge
 - _____ **SF** solid surface flat edge
 - _____ **SK** solid surface knife edge
- _____ **polished chrome base models**
 - _____ **C** laminate flat edge
 - _____ **CK** laminate knife edge
 - _____ **CSF** solid surface flat edge
 - _____ **CSK** solid surface knife edge
- _____ **four-legged wood base models**
 - _____ **W** laminate flat edge
 - _____ **WK** laminate knife edge
 - _____ **WSF** solid surface flat edge
 - _____ **WSK** solid surface knife edge

• Top details

LAMINATE

Surface type (laminate flat edge tables only)
(TFL) Thermally fused laminate
(HPL) High pressure laminate

Top finish (see model for HPL upcharges)

- | | |
|------------------------------|---------------------------------|
| (ACJ) Absolute Acajou | (NBL) Noce Biondo |
| (ASN) Asian Night | (NGL) Noce Grigio |
| (AWC) Avant Cherry | (NEL) Noce Leggero |
| (AWH) Avant Honey | (NML) Noce Medio |
| (BLK) Black | (QTM) Quartered Mahogany |
| (BRC) Brushed Cobalt | (SBY) Sheer Beauty |
| (CMB) Clear Maple | (SOG) Storm Grey |
| (DES) Dark Espresso | (WHE) Walnut Heights |
| (DWT) Designer White | (WHC) White Chocolate |
| (FAS) Fashionista | (WCR) Winter Cherry |
| (FCL) First Class | |

SOLID SURFACE

Top finish (see model for grade 2 upcharges)
(SWH) Designer White - grade 1
(SBT) Beige Tempest - grade 2
(SBX) Black Onyx Mirage - grade 2
(SFW) Frosty White Mirage - grade 2
(SHS) Hot Stone - grade 2
(SMG) Milk Glass Spectra - grade 2
(SNM) Northern Melange - grade 2

• Base finish

SLED BASE

For leg frame finish options, please see page 161. Upcharges apply for the following plated finish:
(CHM) Chrome. Add \$33.

WOOD BASE (see coordination chart)

- | | |
|----------------------------|-----------------------------|
| (AAM) Absolute | (NLW) Natural Walnut |
| (BKM) Black | (ASM) Night |
| (ACM) Cherry | (NBM) Noce Biondo |
| (EOM) English Oak | (NGM) Noce Grigio |
| (ECM) Espresso Cafe | (NEM) Noce Leggero |
| (TFM) Fruitwood | (NMM) Noce Medio |
| (HGM) Gray | (SKM) Shaker Cherry |
| (AHM) Honey | (TMM) Walnut |
| (TMM) Mahogany | (WTM) WC Cream |
| (AVM) Maple | (WHM) White |
| (MWM) Medium Walnut | (WCM) Winter Cherry |

POLISHED CHROME BASE

(CHM) Chrome.

• Glide type

SLED BASE GLIDES

- (CG)** clear polycarbonate glides for most surfaces (standard)
- (XG)** no glides (carpeted surface)
- (SG)** steel cushioned glides for carpeted surfaces. Add \$19.
- (RG)** rubber glides for most hard floor surfaces. Add \$19.
- (FG)** felt glides for most hard floor surfaces. Add \$19.

WOOD BASE GLIDES

- (NM)** White non-marking nylon for most surfaces (standard)
- (SG)** steel cushioned glides for carpeted surfaces. Add \$17.
- (RG)** non-slip rubber glides for most hard floor surfaces. Add \$22.
- (FG)** felt glides for most hard floor surfaces. Add \$22.

Please note that these finishes are coordinating and not exact matches. Please reach out to your Global Sales representative for physical samples of finishes prior to ordering.

DESCRIPTION	MODEL #	DIMENSIONS	WT/LB.	CUBIC FT.	LIST PRICE	HP ADD	GRADE 2+
-------------	---------	------------	--------	-----------	------------	--------	----------



Round Table w/Polished Chrome Four Star Base

Laminate Flat Edge

	W x D x H						
8041R2616C	26 x 26 x 16	30	10.75	\$865	\$91	N/A	
8041R3016C	30 x 30 x 16	34	13	\$898	\$108	N/A	

Laminate Knife Edge

8041R2616CK	26 x 26 x 16	30	10.75	\$1504	N/A	N/A	
8041R3016CK	30 x 30 x 16	34	13	\$1697	N/A	N/A	

Solid Surface Flat Edge

8041R2616CSF	26 x 26 x 16	43	10.75	\$2789	N/A	\$171	
8041R3016CSF	30 x 30 x 16	51.5	13	\$2982	N/A	\$235	

Solid Surface Knife Edge

8041R2616CSK	26 x 26 x 16	43	10.75	\$2847	N/A	\$183	
8041R3016CSK	30 x 30 x 16	51.5	13	\$3070	N/A	\$253	

Finished height will vary depending on material top. Shipped fully assembled in 1 carton.



Round Table w/Sled Base

Laminate Flat Edge

8041R2616I	26 x 26 x 16	28	10.25	\$489	\$91	N/A	
8041R3016I	30 x 30 x 16	33	13	\$522	\$108	N/A	
8041R2120I	21 x 21 x 20	23	8.75	\$487	\$89	N/A	

Laminate Knife Edge

8041R2616IK	26 x 26 x 16	28	10.25	\$1128	N/A	N/A	
8041R3016IK	30 x 30 x 16	33	13	\$1321	N/A	N/A	
8041R2120IK	21 x 21 x 20	23	8.75	\$941	N/A	N/A	

Solid Surface Flat Edge

8041R2616ISF	26 x 26 x 16	41	10.25	\$2413	N/A	\$171	
8041R3016ISF	30 x 30 x 16	50	13	\$2606	N/A	\$235	
8041R2120ISF	21 x 21 x 20	31.5	8.75	\$2263	N/A	\$118	

Solid Surface Knife Edge

8041R2616ISK	26 x 26 x 16	41	10.25	\$2471	N/A	\$183	
8041R3016ISK	30 x 30 x 16	50	13	\$2694	N/A	\$253	
8041R2120ISK	21 x 21 x 20	31.5	8.75	\$2369	N/A	\$123	

Finished height will vary depending on material top. Shipped fully assembled in 1 carton.



Round Table w/Wood Four Star Base

Laminate Flat Edge

8041R2616W	26 x 26 x 16	24	10.75	\$975	\$91	N/A	
8041R3016W	30 x 30 x 16	29	13	\$1008	\$108	N/A	

Laminate Knife Edge

8041R2616WK	26 x 26 x 16	24	10.75	\$1614	N/A	N/A	
8041R3016WK	30 x 30 x 16	29	13	\$1807	N/A	N/A	

Solid Surface Flat Edge

8041R2616WSF	26 x 26 x 16	37.5	10.75	\$2899	N/A	\$171	
8041R3016WSF	30 x 30 x 16	46.5	13	\$3092	N/A	\$235	

Solid Surface Knife Edge

8041R2616WSK	26 x 26 x 16	37.5	10.75	\$2957	N/A	\$183	
8041R3016WSK	30 x 30 x 16	46.5	13	\$3180	N/A	\$253	

Finished height will vary depending on material top. Shipped fully assembled in 1 carton.

DESCRIPTION	MODEL #	DIMENSIONS	WT/LB.	CUBIC FT.	LIST PRICE	HP ADD	GRADE 2+
-------------	---------	------------	--------	-----------	------------	--------	----------



Square Table w/Polished Chrome Four Star Base

		W x D x H					
Laminate Flat Edge							
8042SQ2216C		22.75 x 22.75 x 16	29	7.75	\$865	\$91	N/A
8042SQ2816C		28.5 x 28.5 x 16	36	11.5	\$898	\$108	N/A
Laminate Knife Edge							
8042SQ2216CK		22.75 x 22.75 x 16	29	7.75	\$1300	N/A	N/A
8042SQ2816CK		28.5 x 28.5 x 16	36	11.5	\$1493	N/A	N/A
Solid Surface Flat Edge							
8042SQ2216CSF		22.75 x 22.75 x 16	34	7.75	\$2488	N/A	\$147
8042SQ2816CSF		28.5 x 28.5 x 16	48.5	11.5	\$2832	N/A	\$235
Solid Surface Knife Edge							
8042SQ2216CSK		22.75 x 22.75 x 16	34	7.75	\$2847	N/A	\$176
8042SQ2816CSK		28.5 x 28.5 x 16	48.5	11.5	\$3421	N/A	\$265

Finished height will vary depending on material top. Shipped fully assembled in 1 carton.



Square Table w/Sled Base

Laminate Flat Edge							
8042SQ2216I		22.5 x 22.5 x 16	27	8	\$489	\$91	N/A
8042SQ2816I		28.5 x 28.5 x 16	35	11.75	\$522	\$108	N/A
8042SQ1920I		19.5 x 19.5 x 20	23.5	7.75	\$487	\$89	N/A
Laminate Knife Edge							
8042SQ2216IK		22.5 x 22.5 x 16	27	8	\$924	N/A	N/A
8042SQ2816IK		28.5 x 28.5 x 16	35	11.75	\$1117	N/A	N/A
8042SQ1920IK		19.5 x 19.5 x 20	23.5	7.75	\$881	N/A	N/A
Solid Surface Flat Edge							
8042SQ2216ISF		22.5 x 22.5 x 16	32.5	8	\$2112	N/A	\$147
8042SQ2816ISF		28.5 x 28.5 x 16	53.5	11.75	\$2456	N/A	\$235
8042SQ1920ISF		19.5 x 19.5 x 20	31.5	7.75	\$2017	N/A	\$123
Solid Surface Knife Edge							
8042SQ2216ISK		22.5 x 22.5 x 16	32.5	8	\$2471	N/A	\$176
8042SQ2816ISK		28.5 x 28.5 x 16	53.5	11.75	\$3045	N/A	\$265
8042SQ1920ISK		19.5 x 19.5 x 20	31.5	7.75	\$2369	N/A	\$130

Finished height will vary depending on material top. Shipped fully assembled in 1 carton.



Square Table w/Wood Four Star Base

Laminate Flat Edge							
8042SQ2216W		22.75 x 22.75 x 16	23	7.75	\$975	\$91	N/A
8042SQ2816W		28.5 x 28.5 x 16	30	11.5	\$1008	\$108	N/A
Laminate Knife Edge							
8042SQ2216WK		22.75 x 22.75 x 16	23	7.75	\$1410	N/A	N/A
8042SQ2816WK		28.5 x 28.5 x 16	30	11.5	\$1603	N/A	N/A
Solid Surface Flat Edge							
8042SQ2216WSF		22.75 x 22.75 x 16	29	7.75	\$2598	N/A	\$147
8042SQ2816WSF		28.5 x 28.5 x 16	50	11.5	\$2942	N/A	\$235
Solid Surface Knife Edge							
8042SQ2216WSK		22.75 x 22.75 x 16	29	7.75	\$2957	N/A	\$176
8042SQ2816WSK		28.5 x 28.5 x 16	50	11.5	\$3531	N/A	\$265

Finished height will vary depending on material top. Shipped fully assembled in 1 carton.

DESCRIPTION	MODEL #	DIMENSIONS	WT/LB.	CUBIC FT.	LIST PRICE	HP ADD	GRADE 2+
-------------	---------	------------	--------	-----------	------------	--------	----------



Oval Table w/Polished Chrome Four Star Base

		W x D x H					
Laminate Flat Edge							
80430V2616C		26 x 22 x 16	30	9.25	\$865	\$91	N/A
80430V3116C		31 x 26 x 16	34	11.75	\$898	\$108	N/A
Laminate Knife Edge							
80430V2616CK		26 x 22 x 16	30	9.25	\$1504	N/A	N/A
80430V3116CK		31 x 26 x 16	34	11.75	\$1697	N/A	N/A
Solid Surface Flat Edge							
80430V2616CSF		26 x 22 x 16	41.5	9.25	\$2789	N/A	\$171
80430V3116CSF		31 x 26 x 16	51.5	11.75	\$2982	N/A	\$235
Solid Surface Knife Edge							
80430V3116CSK		31 x 26 x 16	51.5	11.75	\$3070	N/A	\$253
80430V3116CSK		31 x 26 x 16	51.5	11.75	\$3070	N/A	\$253

Finished height will vary depending on material top. Shipped fully assembled in 1 carton.



Oval Table w/Sled Base

Laminate Flat Edge							
80430V2616I		22 x 26 x 16	28.5	8.75	\$489	\$91	N/A
80430V3116I		31 x 26 x 16	36	11.75	\$522	\$108	N/A
80430V2220I		18 x 22 x 20	28	10.75	\$487	\$89	N/A
Laminate Knife Edge							
80430V2616IK		22 x 26 x 16	28.5	8.75	\$1128	N/A	N/A
80430V3116IK		31 x 26 x 16	36	11.75	\$1321	N/A	N/A
80430V2220IK		18 x 22 x 20	28	10.75	\$941	N/A	N/A
Solid Surface Flat Edge							
80430V2616ISF		22 x 26 x 16	34	8.75	\$2413	N/A	\$171
80430V3116ISF		31 x 26 x 16	50	11.75	\$2606	N/A	\$235
80430V2220ISF		18 x 22 x 20	32	10.75	\$2263	N/A	\$118
Solid Surface Knife Edge							
80430V2616ISK		22 x 26 x 16	38	8.75	\$2471	N/A	\$183
80430V3116ISK		31 x 26 x 16	50	11.75	\$2694	N/A	\$253
80430V2220ISK		18 x 22 x 20	32	10.75	\$2369	N/A	\$123

Finished height will vary depending on material top. Shipped fully assembled in 1 carton.



Oval Table w/Wood Four Star Base

Laminate Flat Edge							
80430V2616W		26 x 22 x 16	24	9.25	\$975	\$91	N/A
80430V3116W		31 x 26 x 16	29	11.75	\$1008	\$108	N/A
Laminate Knife Edge							
80430V2616WK		26 x 22 x 16	24	9.25	\$1614	N/A	N/A
80430V3116WK		31 x 26 x 16	29	11.75	\$1807	N/A	N/A
Solid Surface Flat Edge							
80430V2616WSF		26 x 22 x 16	36.5	9.25	\$2899	N/A	\$171
80430V3116WSF		31 x 26 x 16	46.5	11.75	\$3092	N/A	\$235
Solid Surface Knife Edge							
80430V3116WSK		31 x 26 x 16	46.5	11.75	\$3180	N/A	\$253
80430V3116WSK		31 x 26 x 16	46.5	11.75	\$3180	N/A	\$253

Finished height will vary depending on material top. Shipped fully assembled in 1 carton.

KATE



model 2813



model 2814




STANDARD FEATURES

- A contemporary, yet retro series featuring sculpted seat and back cushions.
- Fully upholstered closed arms offer a unique style and function in the workplace.
- Armchair and ottoman are standard with steel frame and leg in Chrome finish. These bases are equipped with a Black polypropylene glide as standard.
- Upholstery options: fabric, vinyl or leather. Vinyl and leather models may feature stitch detail across the seat and/or back cushions, if applicable.

OPTIONAL FEATURES

- There are no arm options for this series.



DESCRIPTION	FEATURES	MODEL #	STANDARD TEXTILE GRADES													
			1	2	3	4	5	6	7	8	9	10	11	12		
 <p>MB Armchair COM: 3.75 YD 3.43 M Unit weight: 36 LB 16.4 KG Carton weight: 46 LB 20.87 KG Carton volume: 19.5 FT³ 0.55 MT³</p>	Ergonomic features: N	2813	1128	1248	1349	1466	1657	1833	2009	2163	2354	2534	2778	3123		
		OVERALL DIMENSIONS			SEAT DIMENSIONS			BACK DIMENSIONS								
		W	D	H	W	D	H	W	H							
		IN 26.5 MM 673	26.5 673	33.5 851	17.5 445	18 457	18 457	19 483	15.5 394							
		RTA 00	1 per carton													
 <p>Ottoman COM: 1.5 YD 1.37 M Unit weight: 17 LB 7.7 KG Carton weight: 22 LB 9.98 KG Carton volume: 6 FT³ 0.16 MT³</p>	Ergonomic features: N	2814	740	788	829	875	952	1022	1093	1154	1231	1303	1400	1538		
		OVERALL DIMENSIONS			SEAT DIMENSIONS			BACK DIMENSIONS								
		W	D	H	W	D	H	W	H							
		IN 23.5 MM 597	18.75 476	17.75 451	-	-	17.75 451	-	-							
		RTA 00		1 per carton												

LUX





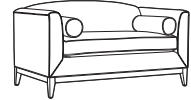
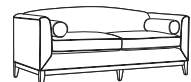
model LX8033S

STANDARD FEATURES

- Lux features contemporary styling with luxurious cushions.
- Sofa cushions are removable.
- Fully upholstered.
- Wood legs with non-marking, clear glides.
- Cylindrical bolsters are included with lounge chair models. One bolster on single seat lounge chair and two bolsters on two-seat and three-seat sofas.
- Upholstery options: fabric, vinyl or leather. Vinyl and leather models may feature stitch detail across the seat and/or back cushions, if applicable.

OPTIONAL FEATURES

- Wood frames available in Absolute (AAM), Black (BKM), Cherry (ACM), English Oak (EOM), Espresso Cafe (ECM), Fruitwood (TFM), Gray (HGM), Honey (AHM), Mahogany (TMM), Maple (AVM), Medium Walnut (MWM), Natural Walnut (NLW), Night (ASM), Noce Biondo (NBM), Noce Grigio (NGM), Noce Leggero (NEM), Noce Medio (NMM), Shaker Cherry (SKM), Walnut (TWM), WC Cream (WTM), White (WHM) and Winter Cherry (WCM). Please specify.

DESCRIPTION	FEATURES	MODEL #	STANDARD TEXTILE GRADES											
			1	2	3	4	5	6	7	8	9	10	11	12
 <p>Lounge Chair COM: 8.5 YD 7.77 M Unit weight: 65 LB 29.5 KG Carton weight: 77 LB 34.93 KG Carton volume: 30.25 FT³ 0.85 MT³</p>		LX3433CH	2869	3141	3371	3634	4068	4467	4867	5215	5649	6057	6609	7391
			OVERALL DIMENSIONS			SEAT DIMENSIONS			BACK DIMENSIONS					
			W	D	H	W	D	H	W	H				
			IN 35 34 33 MM 889 864 838	22 20.5 21 559 521 533	22 12 559 305									
			RTA 00		1 per carton									
 <p>Ottoman COM: 2.5 YD 2.29 M Unit weight: 40 LB 18.2 KG Carton weight: 48 LB 21.77 KG Carton volume: 18.25 FT³ 0.51 MT³</p>		LX36360TT	1915	1995	2063	2140	2268	2385	2503	2605	2733	2853	3015	3245
			OVERALL DIMENSIONS			SEAT DIMENSIONS			BACK DIMENSIONS					
			W	D	H	W	D	H	W	H				
			IN 36 36 16 MM 914 914 406	36 - 16 914 - 406	- - - -									
			RTA 00		1 per carton									
 <p>Two Seat Sofa w/Cylindrical Bolsters COM: 12 YD 10.97 M Unit weight: 90 LB 40.9 KG Carton weight: 105 LB 47.63 KG Carton volume: 50.25 FT³ 1.42 MT³</p>		LX6033S	4100	4484	4808	5180	5792	6356	6920	7412	8024	8600	9380	10484
			OVERALL DIMENSIONS			SEAT DIMENSIONS			BACK DIMENSIONS					
			W	D	H	W	D	H	W	H				
			IN 61 34 33 MM 1549 864 838	47.75 20.5 21 1213 521 533	47.75 12 1213 305									
			RTA 00		1 per carton									
 <p>Three Seat Sofa w/Cylindrical Bolsters COM: 14.75 YD 13.49 M Unit weight: 105 LB 47.7 KG Carton weight: 125 LB 56.7 KG Carton volume: 66.25 FT³ 1.87 MT³</p>		LX8033S	4948	5420	5818	6276	7028	7721	8414	9019	9771	10479	11438	12795
			OVERALL DIMENSIONS			SEAT DIMENSIONS			BACK DIMENSIONS					
			W	D	H	W	D	H	W	H				
			IN 81 34 33 MM 2057 864 838	68 20.5 21 1727 521 533	68 12 1727 305									
			RTA 00		1 per carton									

ML




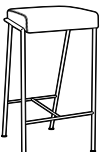


model ML2630

STANDARD FEATURES

- Modern seating with a distinctive retro design featuring a steel tube frame, legs and arms.
- Fully upholstered continuous seat and back cushions.
- Standard with non-marking Black glides.
- Upholstery options: fabric, vinyl or leather. Vinyl and leather models may feature stitch detail across the seat and/or back cushions, if applicable.

OPTIONAL FEATURES

- Available in five frame finish options: Chrome (CHM), Brushed Chrome (BCH), Black (TBL), Designer White (TDW) or Tungsten (TTU), please specify. No upcharge.

DESCRIPTION	FEATURES	MODEL #	STANDARD TEXTILE GRADES											
			1	2	3	4	5	6	7	8	9	10	11	12
 <p>Counter Height Stool - 24" Seat Height COM: 0.5 YD 0.46 M Unit weight: 17 LB 7.7 KG Carton weight: 24 LB 10.89 KG Carton volume: 9.5 FT³ 0.26 MT³</p>		ML171724	1483	1499	1513	1528	1554	1577	1601	1621	1647	1671	1703	1749
			OVERALL DIMENSIONS			SEAT DIMENSIONS			BACK DIMENSIONS					
			W	D	H	W	D	H	W	H				
			IN 18	19	24	-	-	-	-	-				
MM 457	483	610	-	-	-	-	-							
			RTA 00	courier	1 per carton									
 <p>Bar Height Stool - 30" Seat Height COM: 0.5 YD 0.46 M Unit weight: 18 LB 8.2 KG Carton weight: 26 LB 11.79 KG Carton volume: 13.75 FT³ 0.38 MT³</p>		ML171730	1517	1533	1547	1562	1588	1611	1635	1655	1681	1705	1737	1783
			OVERALL DIMENSIONS			SEAT DIMENSIONS			BACK DIMENSIONS					
			W	D	H	W	D	H	W	H				
			IN 18	20.5	30	-	-	-	-	-				
MM 457	521	762	-	-	-	-	-							
			RTA 00	courier	1 per carton									
 <p>Ottoman COM: 1.25 YD 1.14 M Unit weight: 23 LB 10.5 KG Carton weight: 28 LB 12.7 KG Carton volume: 5.75 FT³ 0.16 MT³</p>		ML2121	1454	1494	1528	1567	1630	1689	1748	1799	1863	1923	2004	2119
			OVERALL DIMENSIONS			SEAT DIMENSIONS			BACK DIMENSIONS					
			W	D	H	H	W	D	H	WH				
			IN 21	21	17	-	-	-	-	-				
MM 533	533	432	-	-	-	-	-							
			RTA 00	courier	1 per carton									
 <p>Dining Chair COM: 1.75 YD 1.6 M Unit weight: 26 LB 11.8 KG Carton weight: 33 LB 14.97 KG Carton volume: 14.75 FT³ 0.41 MT³</p>		ML2326	2083	2139	2186	2241	2330	2412	2494	2566	2655	2739	2853	3014
			OVERALL DIMENSIONS			SEAT DIMENSIONS			BACK DIMENSIONS					
			W	D	H	W	D	H	W	H				
			IN 23.25	29.5	29.75	21	17	18	17	11.5				
MM 591	749	756	533	432	457	432	292							
			RTA 00	1 per carton										
 <p>Lounge Chair COM: 2.5 YD 2.29 M Unit weight: 46 LB 20.9 KG Carton weight: 54 LB 24.49 KG Carton volume: 21.25 FT³ 0.61 MT³</p>		ML2630	2328	2408	2476	2553	2681	2798	2916	3018	3146	3266	3428	3658
			OVERALL DIMENSIONS			SEAT DIMENSIONS			BACK DIMENSIONS					
			W	D	H	W	D	H	W	H				
			IN 26	34.5	35	23	20	18	18	17.5				
MM 660	876	889	584	508	457	457	445							
			RTA 00	1 per carton										

ML PARK



model ML4634CH






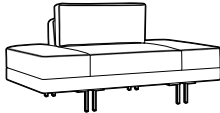
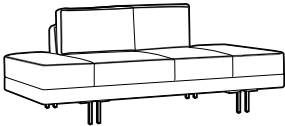
model ML8634

STANDARD FEATURES

- ML Park is a modern armless lounge seating series with a distinctive retro design.
- Features aluminum legs with non-marking Black glides.
- Fully upholstered continuous seat and back cushions with distinctive seams.
- Upholstery options: fabric, vinyl or leather. Vinyl and leather models may feature stitch detail across the seat and/or back cushions, if applicable.

OPTIONAL FEATURES

- Available in five leg finish options: Black (TBL), Brushed Aluminum (BAL), Designer White (TDW), Polished Aluminum (ALU) or Tungsten (TTU), please specify. No upcharge.

DESCRIPTION	FEATURES	MODEL #	STANDARD TEXTILE GRADES											
			1	2	3	4	5	6	7	8	9	10	11	12
 <p>Ottoman COM: 1.5 YD 1.37 M Unit weight: 35 LB 15.9 KG Carton weight: 41 LB 18.6 KG Carton volume: 9.75 FT³ 0.27 MT³</p>		ML2634	1525	1573	1614	1660	1737	1807	1878	1939	2016	2088	2185	2323
			OVERALL DIMENSIONS			SEAT DIMENSIONS			BACK DIMENSIONS					
			W	D	H	W	D	H	W	H				
			IN 26.75 MM 679	26.75 679	18.25 464	-	-	-	-	-				
			RTA 00		1 per carton									
 <p>Lounge Chair COM: 7.25 YD 6.63 M Unit weight: 85 LB 38.6 KG Carton weight: 95 LB 43.09 KG Carton volume: 35.5 FT³ 1 MT³</p>		ML4634 (FC)	3089	3321	3517	3742	4111	4452	4793	5090	5460	5808	6279	6946
			OVERALL DIMENSIONS			SEAT DIMENSIONS			BACK DIMENSIONS					
			W	D	H	W	D	H	W	H				
			IN 42.75 MM 1086	36 914	32 813	42.75 1086	24 610	20 508	20 508	12 305				
			RTA 00	1 per carton										
 <p>Two Seat Sofa COM: 7.5 YD 6.86 M Unit weight: 120 LB 54.5 KG Carton weight: 132 LB 59.87 KG Carton volume: 52 FT³ 1.47 MT³</p>		ML6634 (FC)	5228	5468	5671	5903	6286	6638	6991	7298	7681	8041	8528	9218
			OVERALL DIMENSIONS			SEAT DIMENSIONS			BACK DIMENSIONS					
			W	D	H	W	D	H	W	H				
			IN 66 MM 1676	36 914	32 813	66 1676	24 610	20 508	20 508	12 305				
			RTA 00	1 per carton										
 <p>Three Seat Sofa COM: 11 YD 10.06 M Unit weight: 145 LB 65.9 KG Carton weight: 160 LB 72.57 KG Carton volume: 67.25 FT³ 1.9 MT³</p>		ML8634 (FC)	6179	6531	6828	7169	7730	8247	8764	9215	9776	10304	11019	12031
			OVERALL DIMENSIONS			SEAT DIMENSIONS			BACK DIMENSIONS					
			W	D	H	W	D	H	W	H				
			IN 86 MM 2184	36 914	32 813	86 2184	24 610	20 508	40 1016	12 305				
			RTA 00	1 per carton										

PRAIRIE



model 3481





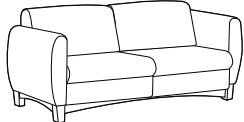
model 3482

STANDARD FEATURES

- Features barrel shaped arms that provide an attractive and enticing appearance.
- Fully upholstered. Tapered wood skirt and legs.
- Fixed, non-removable cushions.
- Elasticized seat suspension system for extra comfort.
- Series includes lounge chair, two seat and three seat sofa.
- Upholstery options: fabric, vinyl or leather. Vinyl and leather models may feature stitch detail across the seat and/or back cushions, if applicable.

OPTIONAL FEATURES

- Tapered wood legs are available in Absolute (AAM), Black (BKM), Cherry (ACM), Espresso Cafe (ECM), English Oak (EOM), Fruitwood (TFM), Gray (HGM), Honey (AHM), Mahogany (TMM), Maple (AVM), Medium Walnut (MWM), Natural Walnut (NLW), Night (ASM), Noce Biondo (NBM), Noce Grigio (NGM), Noce Leggero (NEM), Noce Medio (NMM), Shaker Cherry (SKM), Walnut (TWM), WC Cream (WTM), White (WHM) and Winter Cherry (WCM). Please specify. Genuine maple faced veneers and solids are used.

DESCRIPTION	FEATURES	MODEL #	STANDARD TEXTILE GRADES											
			1	2	3	4	5	6	7	8	9	10	11	12
 <p>Lounge Chair COM: 4.25 YD 3.89 M Unit weight: 70 LB 31.8 KG Carton weight: 80 LB 36.29 KG Carton volume: 19.25 FT³ 0.54 MT³</p>		3481	1502	1638	1753	1885	2101	2301	2501	2675	2892	3096	3372	3763
			OVERALL DIMENSIONS			SEAT DIMENSIONS			BACK DIMENSIONS					
			W	D	H	W	D	H	W	H				
			IN 32	29	30.5	21	19	16	21	14.5				
		MM 813	737	775	533	483	406	533	368					
		RTA 00	1 per carton											
 <p>Two Seat Sofa COM: 6.25 YD 5.72 M Unit weight: 96 LB 43.6 KG Carton weight: 106 LB 48.08 KG Carton volume: 41.25 FT³ 1.16 MT³</p>		3482	2050	2250	2419	2613	2931	3225	3519	3775	4094	4394	4800	5375
			OVERALL DIMENSIONS			SEAT DIMENSIONS			BACK DIMENSIONS					
			W	D	H	W	D	H	W	H				
			IN 52.5	29	30.5	42	19	16	42	14.5				
		MM 1334	737	775	1067	483	406	1067	368					
		RTA 00	1 per carton											
 <p>Three Seat Sofa COM: 9.5 YD 8.69 M Unit weight: 135 LB 61.4 KG Carton weight: 150 LB 68.04 KG Carton volume: 55.5 FT³ 1.57 MT³</p>		3483	2599	2903	3160	3454	3939	4385	4832	5221	5706	6162	6779	7653
			OVERALL DIMENSIONS			SEAT DIMENSIONS			BACK DIMENSIONS					
			W	D	H	W	D	H	W	H				
			IN 73.5	29	30.5	63.5	19	16	63.5	14.5				
		MM 1867	737	775	1613	483	406	1613	368					
		RTA 00	1 per carton											

RIVER



Sample Layout



Sample Layout

STANDARD FEATURES

- A seating series that is composed of modular units in straight, curved and corner sections, as well as freestanding units. Soft seating models are available with standard height, high and extended high backs. Linking units can be used together in any combination to create a wide variety of layouts.
- Armless units can be ganged together with a quick connect, disconnect feature. Ganging hardware is standard and is factory installed. Ganging hardware swivels out of sight when not in use.
- Front edge of the seat angles slightly inward, so feet have freedom of movement and don't rub on the seat. This inward slant matches the inward angles of the back. Benches and connecting end tables also reflect the inward angles on the front and back faces, so all units coordinate in visual appearance.
- The unique tapered legs are made of welded steel, with each leg bolted directly to the unit frame. All units except for the laptop tables have the same leg height of 6.5". The leg height makes it easier to clean under the product.
- Legs are standard in Chrome with Black nylon non-marking height adjustable glides.
- All cushions are fixed and non-removable. Perimeter seams feature a decorative single stitch detail, which makes seams lay flat and adds extra seam strength.
- Seating frames are heavy duty with interlocking plywood, puzzle box construction, and are made for active environments. Seats are high density with highly resilient foam.
- Personal Harbor high traffic units are rated at 350 lbs., suitable for 24/7 use. These units have the same puzzle box frame construction as other River models except the framing wood is 1" thick, rotary cut, birch plywood.
- Upholstery options: fabric, vinyl or leather. Leather only recommended on seat and may feature a horizontal stitch detail.

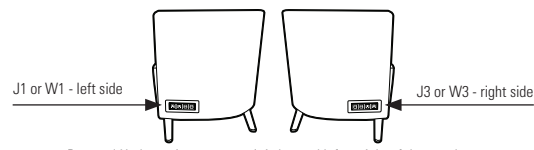
OPTIONAL FEATURES

- Most tables and seating units (except round benches) can be specified with power/USB units, which include two power outlets, two double USB terminals and a Black 5" three-prong power cord. Each power/USB unit is set in predetermined locations, as shown in the electrical illustrations below. Electrical units must be factory installed.
- Power/USB units are available with either Jet Black (J) face plate with Black power/USB receptacles or with a White (W) face plate with White power/USB receptacles.
- To add a power/USB unit, please specify (J1), (W1), (J2), (W2), (J3), (W3), (J4), (W4), (J6) or (W6) after the product model number. Please note on seating units, if both right and left locations are required, add both (J1/J3) or (W1/W3) to the model number. Add \$729 each.
- Tables are made with high pressure laminate and are offered in the following finishes: Absolute Acajou (ACJ), Asian Night (ASN), Avant Cherry (AWC), Avant Honey (AWH), Clear Maple (CMB), Dark Espresso (DES), Designer White (DWT), Walnut Heights (WHE), White Chocolate (WHC) and Winter Cherry (WCR). Please specify. Custom high pressure laminate finishes will be considered upon request.
- For leg finish options, please see page 161. No upcharges.
- If more than one fabric or a fabric/vinyl and leather combination is required, please fill out a "Seating Multiple Textile" form, specifying each fabric location. Please contact Customer Service for more information.

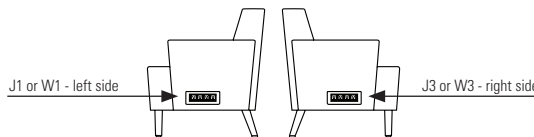
ELECTRICAL PLACEMENT

Soft Seating

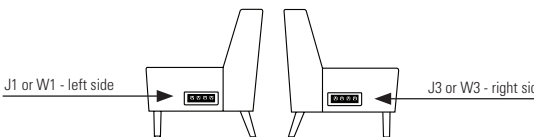
Locations available on left side J1 (Black) or W1 (White), right side J3 (Black), or W3 (White) or both sides J1/J3 (Black) or W1/W3 (White).



Personal Harbor units - power unit is located left or right of the seat box



Arm units - power unit is located left or right of the seat box



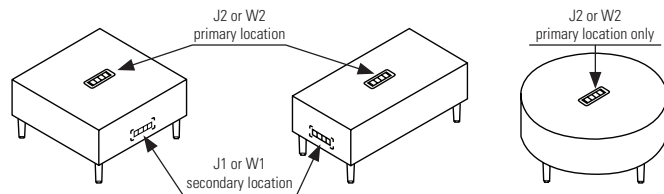
Armless units - power unit is located left or right of the seat box.



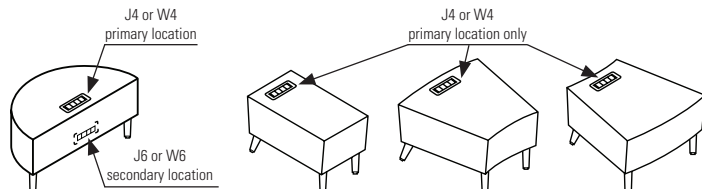
Bench units - power unit is located left or right of the bench.

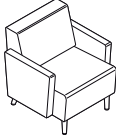



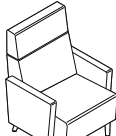
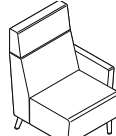
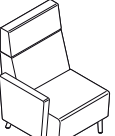
Coffee/End Tables


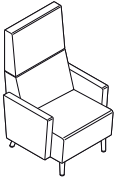
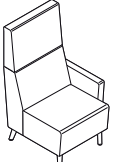
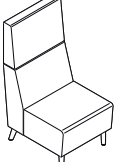
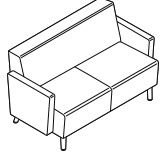
Primary location is on the top of the unit, centered J2 (Black) or W2 (White). Secondary Location is end/side of the unit J1 (Black) or W1 (White).

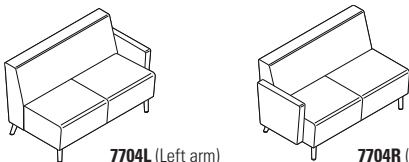

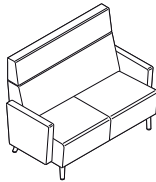
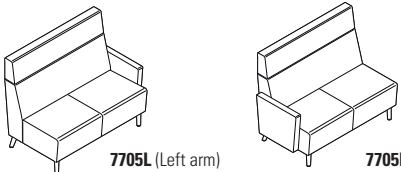



Primary location is on the top rear/edge of the unit J4 (Black) or W4 (White). Secondary Location is the back side of the unit J6 (Black) or W6 (White).

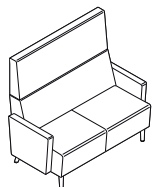


DESCRIPTION	FEATURES	MODEL#	STANDARD TEXTILE GRADES														
			1	2	3	4	5	6	7	8	9	10	11	12			
 <p>Lounge Chair - Standard Back w/Arms COM: 4 YD 3.66 M Unit weight: 46 LB 20.9 KG Carton weight: 57 LB 25.85 KG Carton volume: 22.5 FT³ 0.63 MT³</p>	<p>For power/USB unit please see electrical placement chart. Freestanding unit only.</p>	7701	1920	2048	2156	2280	2484	2672	2860	3024	3228	3420	3680	4048			
			OVERALL DIMENSIONS			SEAT DIMENSIONS			BACK DIMENSIONS								
			W	D	H	W	D	H	W	H							
			IN 29.5 MM 749	29.5 749	32 813	24 610	19 483	18 457	24 610	14 356							
			<div style="border: 1px solid black; padding: 2px;">RTA 00</div> 1 per carton														
  <p>7701L (Left arm) 7701R (Right arm)</p> <p>Lounge Chair - Standard w/One Arm COM: 3.25 YD 2.97 M Unit weight: 36 LB 16.4 KG Carton weight: 47 LB 21.32 KG Carton volume: 22.5 FT³ 0.63 MT³</p>	<p>For power/USB unit please see electrical placement chart. Includes ganging hardware (1 side).</p>	7701L 7701R	1676	1780	1868	1969	2134	2287	2440	2573	2739	2895	3106	3405			
			OVERALL DIMENSIONS			SEAT DIMENSIONS			BACK DIMENSIONS								
			W	D	H	W	D	H	W	H							
			IN 27 MM 686	29.5 749	32 813	24 610	19 483	18 457	24 610	14 356							
			<div style="border: 1px solid black; padding: 2px;">RTA 00</div> 1 per carton														
 <p>Armless Lounge Chair - Standard Back COM: 2.5 YD 2.29 M Unit weight: 26 LB 11.8 KG Carton weight: 37 LB 16.78 KG Carton volume: 22.5 FT³ 0.63 MT³</p>	<p>For power/USB unit please see electrical placement chart. Includes ganging hardware (2 sides).</p>	7701NA	1432	1512	1580	1657	1785	1902	2020	2122	2250	2370	2532	2762			
			OVERALL DIMENSIONS			SEAT DIMENSIONS			BACK DIMENSIONS								
			W	D	H	W	D	H	W	H							
			IN 24.5 MM 622	29.5 749	32 813	24 610	19 483	18 457	24 610	14 356							
			<div style="border: 1px solid black; padding: 2px;">RTA 00</div> 1 per carton														
 <p>Lounge Chair - High Back w/Arms COM: 4.5 YD 4.11 M Unit weight: 48 LB 21.8 KG Carton weight: 61 LB 27.67 KG Carton volume: 28.25 FT³ 0.79 MT³</p>	<p>For power/USB unit please see electrical placement chart. Freestanding unit only.</p>	7702	2154	2298	2420	2559	2789	3000	3212	3396	3626	3842	4134	4548			
			OVERALL DIMENSIONS			SEAT DIMENSIONS			BACK DIMENSIONS								
			W	D	H	W	D	H	W	H							
			IN 29.5 MM 749	29.5 749	41.5 1054	24 610	19 483	18 457	24 610	24 610							
			<div style="border: 1px solid black; padding: 2px;">RTA 00</div> 1 per carton														
  <p>7702L (Left arm) 7702R (Right arm)</p> <p>Lounge Chair - High Back w/One Arm COM: 3.75 YD 3.43 M Unit weight: 38 LB 17.3 KG Carton weight: 51 LB 23.13 KG Carton volume: 28.25 FT³ 0.79 MT³</p>	<p>For power/USB unit please see electrical placement chart. Includes ganging hardware (1 side).</p>	7702L 7702R	1913	2033	2134	2251	2442	2618	2794	2948	3139	3319	3563	3908			
			OVERALL DIMENSIONS			SEAT DIMENSIONS			BACK DIMENSIONS								
			W	D	H	W	D	H	W	H							
			IN 27 MM 686	29.5 749	41.5 1054	24 610	19 483	18 457	24 610	24 610							
			<div style="border: 1px solid black; padding: 2px;">RTA 00</div> 1 per carton														

DESCRIPTION	FEATURES	MODEL#	STANDARD TEXTILE GRADES											
			1	2	3	4	5	6	7	8	9	10	11	12
 <p>Armless Lounge Chair - High Back COM: 3 YD 2.74 M Unit weight: 28 LB 12.7 KG Carton weight: 41 LB 18.6 KG Carton volume: 28.25 FT³ 0.79 MT³</p>	For power/USB unit please see electrical placement chart. Includes ganging hardware (2 sides).	7702NA	1669	1765	1846	1939	2092	2233	2374	2497	2650	2794	2989	3265
			OVERALL DIMENSIONS			SEAT DIMENSIONS			BACK DIMENSIONS					
			W	D	H	W	D	H	W	H				
			IN 24.5 MM 622	29.5 749	41.5 1054	24 610	19 483	18 457	24 610	24 610				
			RTA 00		1 per carton									
 <p>Lounge Chair - Extended Back w/Arms COM: 4.75 YD 4.34 M Unit weight: 51 LB 23.2 KG Carton weight: 68 LB 30.84 KG Carton volume: 32.75 FT³ 0.92 MT³</p>	For power/USB unit please see electrical placement chart. Freestanding unit only.	7703	2247	2399	2527	2675	2917	3140	3363	3558	3800	4028	4337	4774
			OVERALL DIMENSIONS			SEAT DIMENSIONS			BACK DIMENSIONS					
			W	D	H	W	D	H	W	H				
			IN 29.5 MM 749	29.5 749	47 1194	24 610	19 483	18 457	24 610	29 737				
			RTA 00		1 per carton									
 <p>Lounge Chair-Extended Back w/One Arm COM: 4 YD 3.66 M Unit weight: 41 LB 18.6 KG Carton weight: 58 LB 26.31 KG Carton volume: 32.75 FT³ 0.92 MT³</p>	For power/USB unit please see electrical placement chart. Includes ganging hardware (1 side).	7703L 7703R	2004	2132	2240	2364	2568	2756	2944	3108	3312	3504	3764	4132
			OVERALL DIMENSIONS			SEAT DIMENSIONS			BACK DIMENSIONS					
			W	D	H	W	D	H	W	H				
			IN 27 MM 686	29.5 749	47 1194	24 610	19 483	18 457	24 610	29 737				
			RTA 00		1 per carton									
 <p>Armless Lounge Chair - Extended Back COM: 3.25 YD 2.97 M Unit weight: 31 LB 14.1 KG Carton weight: 48 LB 21.77 KG Carton volume: 32.75 FT³ 0.92 MT³</p>	For power/USB unit please see electrical placement chart. Includes ganging hardware (2 sides).	7703NA	1761	1865	1953	2054	2219	2372	2525	2658	2824	2980	3191	3490
			OVERALL DIMENSIONS			SEAT DIMENSIONS			BACK DIMENSIONS					
			W	D	H	W	D	H	W	H				
			IN 24.5 MM 622	29.5 749	47 1194	24 610	19 483	18 457	24 610	29 737				
			RTA 00		1 per carton									
 <p>Two Seater - Standard Back w/Arms COM: 5.5 YD 5.03 M Unit weight: 73 LB 33.2 KG Carton weight: 95 LB 43.09 KG Carton volume: 39 FT³ 1.1 MT³</p>	For power/USB unit please see electrical placement chart. Freestanding unit only.	7704	2702	2878	3027	3197	3478	3736	3995	4220	4501	4765	5122	5628
			OVERALL DIMENSIONS			SEAT DIMENSIONS			BACK DIMENSIONS					
			W	D	H	W	D	H	W	H				
			IN 53.5 MM 1359	29.5 749	32 813	48 1219	19 483	18 457	48 1219	14 356				
			RTA 00		1 per carton									

DESCRIPTION	FEATURES	MODEL#	STANDARD TEXTILE GRADES											
			1	2	3	4	5	6	7	8	9	10	11	12
 <p>7704L (Left arm) 7704R (Right arm)</p> <p>Two Seater - Standard Back w/One Arm COM: 4.75 YD 4.34 M Unit weight: 63 LB 28.6 KG Carton weight: 85 LB 38.56 KG Carton volume: 39 FT³ 1.1 MT³</p>	<p>For power/USB unit please see electrical placement chart. Includes ganging hardware (1 side).</p>	7704L	2460	2612	2740	2888	3130	3353	3576	3771	4013	4241	4550	4987
		<p>OVERALL DIMENSIONS W D H</p> <p>IN 51 29.5 32 MM 1295 749 813</p> <p>SEAT DIMENSIONS W D H</p> <p>48 19 18 1219 483 457</p> <p>BACK DIMENSIONS W H</p> <p>48 14 1219 356</p> <p>RTA 00 1 per carton</p>												
 <p>7704NA</p> <p>Armless Two Seater - Standard Back COM: 4.25 YD 3.89 M Unit weight: 53 LB 24.1 KG Carton weight: 75 LB 34.02 KG Carton volume: 39 FT³ 1.1 MT³</p>	<p>For power/USB unit please see electrical placement chart. Includes ganging hardware (2 sides).</p>	7704NA	2217	2353	2468	2600	2816	3016	3216	3390	3607	3811	4087	4478
		<p>OVERALL DIMENSIONS W D H</p> <p>IN 48.5 29.5 32 MM 1232 749 813</p> <p>SEAT DIMENSIONS W D H</p> <p>48 19 18 1219 483 457</p> <p>BACK DIMENSIONS W H</p> <p>48 14 1219 356</p> <p>RTA 00 1 per carton</p>												
 <p>7705</p> <p>Two Seater - High Back w/Arms COM: 6.5 YD 5.94 M Unit weight: 77 LB 35 KG Carton weight: 101 LB 45.81 KG Carton volume: 49 FT³ 1.38 MT³</p>	<p>For power/USB unit please see electrical placement chart. Freestanding unit only.</p>	7705	3172	3380	3556	3757	4089	4394	4700	4966	5298	5610	6032	6630
		<p>OVERALL DIMENSIONS W D H</p> <p>IN 53.5 29.5 41.5 MM 1359 749 1054</p> <p>SEAT DIMENSIONS W D H</p> <p>48 19 18 1219 483 457</p> <p>BACK DIMENSIONS W H</p> <p>48 24 1219 610</p> <p>RTA 00 1 per carton</p>												
 <p>7705L (Left arm) 7705R (Right arm)</p> <p>Two Seater - High Back w/One Arm COM: 5.75 YD 5.26 M Unit weight: 67 LB 30.5 KG Carton weight: 91 LB 41.28 KG Carton volume: 49 FT³ 1.38 MT³</p>	<p>For power/USB unit please see electrical placement chart. Includes ganging hardware (1 side).</p>	7705L	2929	3113	3268	3447	3740	4010	4280	4516	4809	5085	5459	5988
		<p>OVERALL DIMENSIONS W D H</p> <p>IN 51 29.5 41.5 MM 1295 749 1054</p> <p>SEAT DIMENSIONS W D H</p> <p>48 19 18 1219 483 457</p> <p>BACK DIMENSIONS W H</p> <p>48 24 1219 610</p> <p>RTA 00 1 per carton</p>												
 <p>7705NA</p> <p>Armless Two Seater - High Back COM: 5.25 YD 4.8 M Unit weight: 57 LB 25.9 KG Carton weight: 81 LB 36.74 KG Carton volume: 49 FT³ 1.38 MT³</p>	<p>For power/USB unit please see electrical placement chart. Includes ganging hardware (2 sides).</p>	7705NA	2687	2855	2997	3160	3427	3674	3921	4136	4404	4656	4997	5480
		<p>OVERALL DIMENSIONS W D H</p> <p>IN 48.5 29.5 41.5 MM 1232 749 1054</p> <p>SEAT DIMENSIONS W D H</p> <p>48 19 18 1219 483 457</p> <p>BACK DIMENSIONS W H</p> <p>48 24 1219 610</p> <p>RTA 00 1 per carton</p>												

DESCRIPTION FEATURES MODEL# STANDARD TEXTILE GRADES



Two Seater - Extended Back w/Arms
 COM: 7 YD | 6.4 M
 Unit weight: 81 LB | 36.8 KG
 Carton weight: 107 LB | 48.53 KG
 Carton volume: 56.75 FT³ | 1.6 MT³

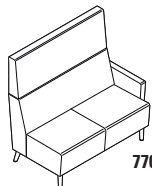
For power/USB unit please see electrical placement chart. Freestanding unit only.

MODEL#	1	2	3	4	5	6	7	8	9	10	11	12
7706	3358	3582	3771	3988	4345	4674	5003	5290	5647	5983	6438	7082


OVERALL DIMENSIONS SEAT DIMENSIONS BACK DIMENSIONS
 W D H W D H W H

IN	53.5	29.5	47	48	19	18	48	29
MM	1359	749	1194	1219	483	457	1219	737

RTA 00 1 per carton



7706L (Left arm)



7706R (Right arm)

Two Seater - Extended Back w/One Arm
 COM: 6.25 YD | 5.72 M
 Unit weight: 71 LB | 32.3 KG
 Carton weight: 97 LB | 44 KG
 Carton volume: 56.75 FT³ | 1.6 MT³


For power/USB unit please see electrical placement chart. Includes ganging hardware (1 side).

MODEL#	1	2	3	4	5	6	7	8	9	10	11	12
7706L 7706R	3115	3315	3484	3678	3996	4290	4584	4840	5159	5459	5865	6440

OVERALL DIMENSIONS SEAT DIMENSIONS BACK DIMENSIONS
 W D H W D H W H

IN	51	29.5	47	48	19	18	48	29
MM	1295	749	1194	1219	483	457	1219	737

RTA 00 1 per carton



Armless Two Seater - Extended Back
 COM: 5.75 YD | 5.26 M
 Unit weight: 61 LB | 27.7 KG
 Carton weight: 87 LB | 39.46 KG
 Carton volume: 56.75 FT³ | 1.6 MT³

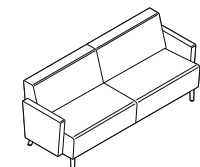
For power/USB unit please see electrical placement chart. Includes ganging hardware (2 sides).

MODEL#	1	2	3	4	5	6	7	8	9	10	11	12
7706NA	2871	3055	3210	3389	3682	3952	4222	4458	4751	5027	5401	5930

OVERALL DIMENSIONS SEAT DIMENSIONS BACK DIMENSIONS
 W D H W D H W H

IN	48.5	29.5	47	48	19	18	48	29
MM	1232	749	1194	1219	483	457	1219	737

RTA 00 1 per carton



Three Seater - Standard Back w/Arms
 COM: 8.25 YD | 7.54 M
 Unit weight: 108 LB | 49.1 KG
 Carton weight: 139 LB | 63.05 KG
 Carton volume: 55.5 FT³ | 1.57 MT³

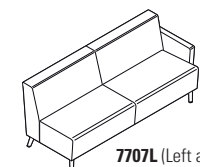
For power/USB unit please see electrical placement chart. Freestanding unit only.

MODEL#	1	2	3	4	5	6	7	8	9	10	11	12
7707	4268	4532	4755	5011	5431	5819	6207	6545	6966	7362	7898	8657

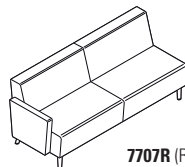
OVERALL DIMENSIONS SEAT DIMENSIONS BACK DIMENSIONS
 W D H W D H W H

IN	77.5	29.5	32	72	19	18	72	14
MM	1969	749	813	1829	483	457	1829	356

RTA 00 1 per carton



7707L (Left arm)



7707R (Right arm)

Three Seater - Standard Back w/One Arm
 COM: 7.75 YD | 7.09 M
 Unit weight: 98 LB | 44.5 KG
 Carton weight: 129 LB | 58.51 KG
 Carton volume: 55.5 FT³ | 1.57 MT³

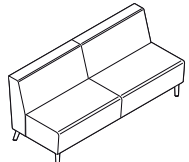
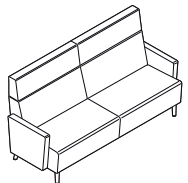

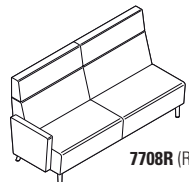

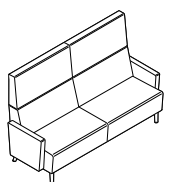
For power/USB unit please see electrical placement chart. Includes ganging hardware (1 side).

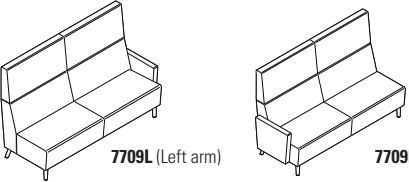

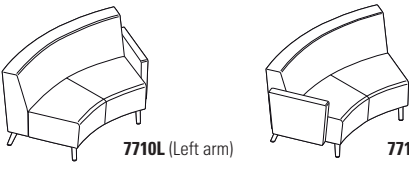

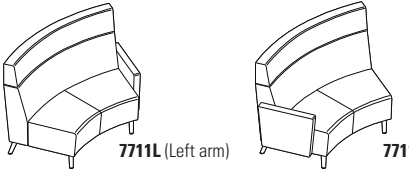
MODEL#	1	2	3	4	5	6	7	8	9	10	11	12
7707L 7707R	4025	4273	4482	4723	5118	5482	5846	6164	6559	6931	7435	8148


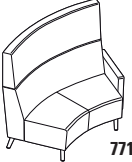

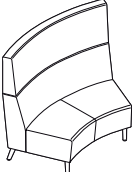

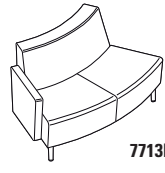

OVERALL DIMENSIONS SEAT DIMENSIONS BACK DIMENSIONS
 W D H W D H W H

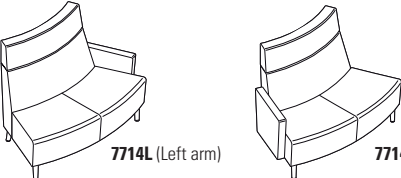
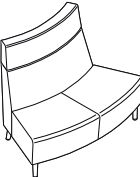
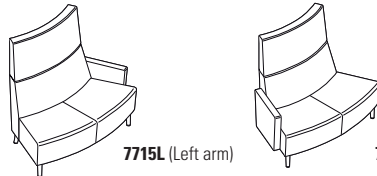
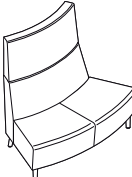
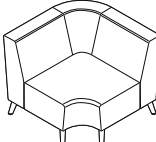
IN	75	29.5	32	72	19	18	72	14
MM	1905	749	813	1829	483	457	1829	356

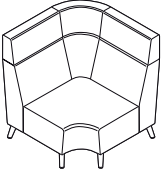
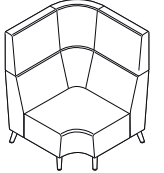
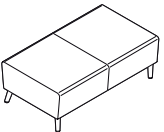
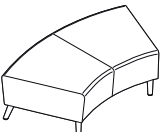
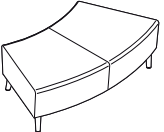
RTA 00 1 per carton

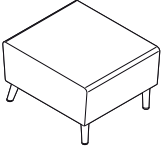
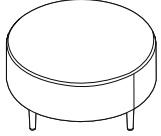
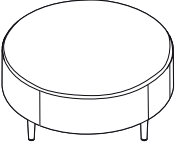
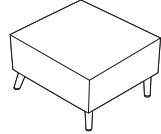
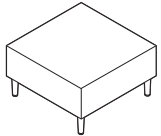
DESCRIPTION	FEATURES	MODEL#	STANDARD TEXTILE GRADES														
			1	2	3	4	5	6	7	8	9	10	11	12			
 <p>Armless Three Seater - Standard Back COM: 7 YD 6.4 M Unit weight: 88 LB 40 KG Carton weight: 119 LB 53.98 KG Carton volume: 55.5 FT³ 1.57 MT³</p>	For power/USB unit please see electrical placement chart. Includes ganging hardware (2 sides).	7707NA	3783	4007	4196	4413	4770	5099	5428	5715	6072	6408	6863	7507			
			OVERALL DIMENSIONS			SEAT DIMENSIONS			BACK DIMENSIONS								
			W	D	H	W	D	H	W	H							
			IN 72.5 MM 1842	29.5 749	32 813	72 1829	19 483	18 457	72 1829	14 356							
			RTA 00 1 per carton														
 <p>Three Seater - High Back w/Arms COM: 10.5 YD 9.6 M Unit weight: 112 LB 50.9 KG Carton weight: 148 LB 67.13 KG Carton volume: 69.75 FT³ 1.97 MT³</p>	For power/USB unit please see electrical placement chart. Freestanding unit only.	7708	4973	5309	5593	5918	6454	6947	7441	7871	8407	8911	9593	10559			
			OVERALL DIMENSIONS			SEAT DIMENSIONS			BACK DIMENSIONS								
			W	D	H	W	D	H	W	H							
			IN 77.5 MM 1969	29.5 749	41.5 1054	72 1829	19 483	18 457	72 1829	24 610							
			RTA 00 1 per carton														
 <p>7708L (Left arm)</p>  <p>7708R (Right arm)</p> <p>Three Seater - High Back w/One Arm COM: 9.75 YD 8.92 M Unit weight: 102 LB 46.4 KG Carton weight: 139 LB 63.05 KG Carton volume: 69.75 FT³ 1.97 MT³</p>	For power/USB unit please see electrical placement chart. Includes ganging hardware (1 side).	7708L 7708R	4731	5043	5306	5609	6106	6564	7022	7422	7919	8387	9021	9918			
			OVERALL DIMENSIONS			SEAT DIMENSIONS			BACK DIMENSIONS								
			W	D	H	W	D	H	W	H							
			IN 75 MM 1905	29.5 749	41.5 1054	72 1829	19 483	18 457	72 1829	24 610							
			RTA 00 1 per carton														
 <p>Armless Three Seater - High Back COM: 9.25 YD 8.46 M Unit weight: 92 LB 41.8 KG Carton weight: 126 LB 57.15 KG Carton volume: 69.75 FT³ 1.97 MT³</p>	For power/USB unit please see electrical placement chart. Includes ganging hardware (2 sides).	7708NA	4486	4782	5032	5319	5790	6225	6660	7039	7511	7955	8556	9407			
			OVERALL DIMENSIONS			SEAT DIMENSIONS			BACK DIMENSIONS								
			W	D	H	W	D	H	W	H							
			IN 72.5 MM 1842	29.5 749	41.5 1054	72 1829	19 483	18 457	72 1829	24 610							
			RTA 00 1 per carton														
 <p>Three Seater - Extended Back w/Arms COM: 11 YD 10.06 M Unit weight: 116 LB 52.7 KG Carton weight: 144 LB 65.32 KG Carton volume: 78.75 FT³ 2.22 MT³</p>	For power/USB unit please see electrical placement chart. Freestanding unit only.	7709	5250	5602	5899	6240	6801	7318	7835	8286	8847	9375	10090	11102			
			OVERALL DIMENSIONS			SEAT DIMENSIONS			BACK DIMENSIONS								
			W	D	H	W	D	H	W	H							
			IN 77.5 MM 1969	29.5 749	47 1194	72 1829	19 483	18 457	72 1829	29 737							
			RTA 00 1 per carton														

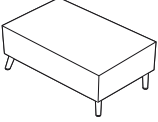
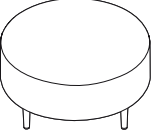
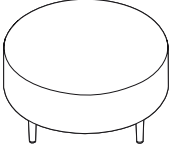


DESCRIPTION	FEATURES	MODEL#	STANDARD TEXTILE GRADES											
			1	2	3	4	5	6	7	8	9	10	11	12
 <p>7709L (Left arm) 7709R (Right arm)</p> <p>Three Seater - Extended Back w/One Arm COM: 10.5 YD 9.6 M Unit weight: 106 LB 48.2 KG Carton weight: 134 LB 60.78 KG Carton volume: 78.75 FT³ 2.22 MT³</p>	<p>For power/USB unit please see electrical placement chart. Includes ganging hardware (1 side).</p>	7709L 7709R	5007	5343	5627	5952	6488	6981	7475	7905	8441	8945	9627	10593
			OVERALL DIMENSIONS			SEAT DIMENSIONS			BACK DIMENSIONS					
			W	D	H	W	D	H	W	H				
IN 75			29.5	47	72	19	18	72	29					
MM 1905			749	1194	1829	483	457	1829	737					
RTA 00			1 per carton											
 <p>7709NA</p> <p>Armless Three Seater - Extended Back COM: 9.75 YD 8.92 M Unit weight: 96 LB 43.6 KG Carton weight: 124 LB 56.25 KG Carton volume: 78.75 FT³ 2.22 MT³</p>	<p>For power/USB unit please see electrical placement chart. Includes ganging hardware (2 sides).</p>	7709NA	4764	5076	5339	5642	6139	6597	7055	7455	7952	8420	9054	9951
			OVERALL DIMENSIONS			SEAT DIMENSIONS			BACK DIMENSIONS					
			W	D	H	W	D	H	W	H				
IN 72.5			29.5	47	72	19	18	72	29					
MM 1842			749	1194	1829	483	457	1829	737					
RTA 00			1 per carton											
 <p>7710L (Left arm) 7710R (Right arm)</p> <p>IS Curve - Two Seater - Standard Back w/One Arm COM: 5.25 YD 4.8 M Unit weight: 68 LB 30.9 KG Carton weight: 88 LB 39.92 KG Carton volume: 43 FT³ 1.21 MT³</p>	<p>For power/USB unit please see electrical placement chart. Includes ganging hardware (2 sides).</p>	7710L 7710R	2886	3054	3196	3359	3626	3873	4120	4335	4603	4855	5196	5679
			OVERALL DIMENSIONS			SEAT DIMENSIONS			BACK DIMENSIONS					
			W	D	H	W	D	H	W	H				
IN 57			29.5	32	42	19	18	51	14					
MM 1448			749	813	1067	483	457	1295	356					
RTA 00			1 per carton											
 <p>7710NA</p> <p>Armless IS Curve - Two Seat - Standard Back COM: 4.5 YD 4.11 M Unit weight: 58 LB 26.4 KG Carton weight: 78 LB 35.38 KG Carton volume: 43 FT³ 1.21 MT³</p>	<p>For power/USB unit please see electrical placement chart. Includes ganging hardware (2 sides).</p>	7710NA	2643	2787	2909	3048	3278	3489	3701	3885	4115	4331	4623	5037
			OVERALL DIMENSIONS			SEAT DIMENSIONS			BACK DIMENSIONS					
			W	D	H	W	D	H	W	H				
IN 55			29.5	32	42	19	18	51	14					
MM 1397			749	813	1067	483	457	1295	356					
RTA 00			1 per carton											
 <p>7711L (Left arm) 7711R (Right arm)</p> <p>IS Curve - Two Seater - High Back w/One Arm COM: 6.5 YD 5.94 M Unit weight: 72 LB 32.7 KG Carton weight: 94 LB 42.64 KG Carton volume: 54 FT³ 1.52 MT³</p>	<p>For power/USB unit please see electrical placement chart. Includes ganging hardware (2 sides).</p>	7711L 7711R	3428	3636	3812	4013	4345	4650	4956	5222	5554	5866	6288	6886
			OVERALL DIMENSIONS			SEAT DIMENSIONS			BACK DIMENSIONS					
			W	D	H	W	D	H	W	H				
IN 57			29.5	41.5	42	19	18	51	24					
MM 1448			749	1054	1067	483	457	1295	610					
RTA 00			1 per carton											

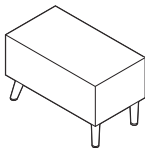
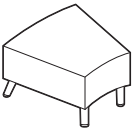
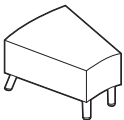
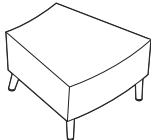
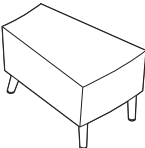
DESCRIPTION	FEATURES	MODEL#	STANDARD TEXTILE GRADES											
			1	2	3	4	5	6	7	8	9	10	11	12
 <p>Armless IS Curve - Two Seater - High Back COM: 6 YD 5.49 M Unit weight: 62 LB 28.2 KG Carton weight: 84 LB 38.1 KG Carton volume: 54 FT³ 1.52 MT³</p>	For power/USB unit please see electrical placement chart. Includes ganging hardware (2 sides).	7711NA	3185	3377	3539	3725	4031	4313	4595	4841	5147	5435	5825	6377
			OVERALL DIMENSIONS W D H			SEAT DIMENSIONS W D H			BACK DIMENSIONS W H					
			IN 55	29.5	41.5	42	19	18	51	24				
			MM 1397	749	1054	1067	483	457	1295	610				
			RTA 00 1 per carton											
 <p>7712L (Left arm)</p>  <p>7712R (Right arm)</p> <p>IS Curve - Two Seater - Extended Back w/One Arm COM: 7 YD 6.4 M Unit weight: 76 LB 34.5 KG Carton weight: 99 LB 44.91 KG Carton volume: 62.75 FT³ 1.77 MT³</p>	For power/USB unit please see electrical placement chart. Includes ganging hardware (2 sides).	7712L 7712R	3741	3965	4154	4371	4728	5057	5386	5673	6030	6366	6821	7465
			OVERALL DIMENSIONS W D H			SEAT DIMENSIONS W D H			BACK DIMENSIONS W H					
			IN 57	29.5	47	42	19	18	51	29				
			MM 1448	749	1194	1067	483	457	1295	737				
			RTA 00 1 per carton											
 <p>Armless IS Curve - Two Seater - Extended Back COM: 6.75 YD 6.17 M Unit weight: 66 LB 30 KG Carton weight: 89 LB 40.37 KG Carton volume: 62.75 FT³ 1.77 MT³</p>	For power/USB unit please see electrical placement chart. Includes ganging hardware (2 sides).	7712NA	3498	3714	3896	4106	4450	4767	5084	5361	5705	6029	6468	7089
			OVERALL DIMENSIONS W D H			SEAT DIMENSIONS W D H			BACK DIMENSIONS W H					
			IN 55	29.5	47	42	19	18	51	29				
			MM 1397	749	1194	1067	483	457	1295	737				
			RTA 00 1 per carton											
 <p>7713L (Left arm)</p>  <p>7713R (Right arm)</p> <p>OS Curve - Two Seater - Standard Back w/One Arm COM: 5.25 YD 4.8 M Unit weight: 62 LB 28.2 KG Carton weight: 82 LB 37.19 KG Carton volume: 43 FT³ 1.21 MT³</p>	For power/USB unit please see electrical placement chart. Includes ganging hardware (1 side).	7713L 7713R	2943	3111	3253	3416	3683	3930	4177	4392	4660	4912	5253	5736
			OVERALL DIMENSIONS W D H			SEAT DIMENSIONS W D H			BACK DIMENSIONS W H					
			IN 54.5	29.5	32	48	19	18	36	14				
			MM 1384	749	813	1219	483	457	914	356				
			RTA 00 1 per carton											
 <p>Armless OS Curve - Two Seater - Standard Back COM: 4.5 YD 4.11 M Unit weight: 52 LB 23.6 KG Carton weight: 72 LB 32.66 KG Carton volume: 43 FT³ 1.21 MT³</p>	For power/USB unit please see electrical placement chart. Includes ganging hardware (2 sides).	7713NA	2699	2843	2965	3104	3334	3545	3757	3941	4171	4387	4679	5093
			OVERALL DIMENSIONS W D H			SEAT DIMENSIONS W D H			BACK DIMENSIONS W H					
			IN 54	29.5	32	48	19	18	36	14				
			MM 1372	749	813	1219	483	457	914	356				
			RTA 00 1 per carton											



DESCRIPTION	FEATURES	MODEL#	STANDARD TEXTILE GRADES											
			1	2	3	4	5	6	7	8	9	10	11	12
 <p>7714L (Left arm) 7714R (Right arm)</p> <p>OS Curve - Two Seater - High Back w/One Arm COM: 6.5 YD 5.94 M Unit weight: 66 LB 30 KG Carton weight: 88 LB 39.92 KG Carton volume: 54 FT³ 1.52 MT³</p>	<p>For power/USB unit please see electrical placement chart. Includes ganging hardware (1 side).</p>	7714L 7714R	1	2	3	4	5	6	7	8	9	10	11	12
			3486	3694	3870	4071	4403	4708	5014	5280	5612	5924	6346	6944
			OVERALL DIMENSIONS			SEAT DIMENSIONS			BACK DIMENSIONS					
			W	D	H	W	D	H	W	H				
			IN 54.5	29.5	41.5	48	19	18	36	24				
			MM 1384	749	1054	1219	483	457	914	610				
			RTA 00	1 per carton										
 <p>7714NA</p> <p>Armless OS Curve - Two Seater - High Back COM: 6 YD 5.49 M Unit weight: 56 LB 25.5 KG Carton weight: 78 LB 35.38 KG Carton volume: 54 FT³ 1.52 MT³</p>	<p>For power/USB unit please see electrical placement chart. Includes ganging hardware (2 sides).</p>	7714NA	1	2	3	4	5	6	7	8	9	10	11	12
			3242	3434	3596	3782	4088	4370	4652	4898	5204	5492	5882	6434
			OVERALL DIMENSIONS			SEAT DIMENSIONS			BACK DIMENSIONS					
			W	D	H	W	D	H	W	H				
			IN 54	29.5	41.5	48	19	18	36	24				
			MM 1372	749	1054	1219	483	457	914	610				
			RTA 00	1 per carton										
 <p>7715L (Left arm) 7715R (Right arm)</p> <p>OS Curve - Two Seater - Extended Back w/One Arm COM: 7 YD 6.4 M Unit weight: 70 LB 31.8 KG Carton weight: 93 LB 42.18 KG Carton volume: 62.75 FT³ 1.77 MT³</p>	<p>For power/USB unit please see electrical placement chart. Includes ganging hardware (1 side).</p>	7715L 7715R	1	2	3	4	5	6	7	8	9	10	11	12
			3797	4021	4210	4427	4784	5113	5442	5729	6086	6422	6877	7521
			OVERALL DIMENSIONS			SEAT DIMENSIONS			BACK DIMENSIONS					
			W	D	H	W	D	H	W	H				
			IN 54.5	29.5	47	48	19	18	36	29				
			29											
			MM 1384	749	1194	1219	483	457	914	737				
			RTA 00	1 per carton										
 <p>7715NA</p> <p>Armless OS Curve - Two Seater - Ext. High Back COM: 6.75 YD 6.17 M Unit weight: 60 LB 27.3 KG Carton weight: 83 LB 37.65 KG Carton volume: 62.75 FT³ 1.77 MT³</p>	<p>For power/USB unit please see electrical placement chart. Includes ganging hardware (2 sides).</p>	7715NA	1	2	3	4	5	6	7	8	9	10	11	12
			3553	3769	3951	4161	4505	4822	5139	5416	5760	6084	6523	7144
			OVERALL DIMENSIONS			SEAT DIMENSIONS			BACK DIMENSIONS					
			W	D	H	W	D	H	W	H				
			IN 54	29.5	47	48	19	18	36	29				
			MM 1372	749	1194	1219	483	457	914	737				
			RTA 00	1 per carton										
 <p>7716</p> <p>Armless Corner Unit - Standard Back COM: 5.5 YD 5.03 M Unit weight: 55 LB 25 KG Carton weight: 75 LB 34.02 KG Carton volume: 49 FT³ 1.38 MT³</p>	<p>For power/USB unit please see electrical placement chart. Includes ganging hardware (2 sides).</p>	7716	1	2	3	4	5	6	7	8	9	10	11	12
			3676	3852	4001	4171	4452	4710	4969	5194	5475	5739	6096	6602
			OVERALL DIMENSIONS			SEAT DIMENSIONS			BACK DIMENSIONS					
			W	D	H	W	D	H	W	H				
			IN 38	38	32	24	19	18	24	14				
			MM 965	965	813	610	483	457	610	356				
			RTA 00	1 per carton										

DESCRIPTION	FEATURES	MODEL#	STANDARD TEXTILE GRADES													
			1	2	3	4	5	6	7	8	9	10	11	12		
 <p>Armless Corner Unit - High Back COM: 7.75 YD 7.09 M Unit weight: 60 LB 27.3 KG Carton weight: 82 LB 37.19 KG Carton volume: 49 FT³ 1.38 MT³</p>	<p>For power/USB unit please see electrical placement chart. Includes ganging hardware (2 sides).</p>	7717	4666	4914	5123	5364	5759	6123	6487	6805	7200	7572	8076	8789		
			OVERALL DIMENSIONS			SEAT DIMENSIONS			BACK DIMENSIONS							
			W	D	H	W	D	H	W	H						
			IN 38	38	41.5	24	19	18	24	24						
			MM 965	965	1054	610	483	457	610	610						
RTA 00	1 per carton															
 <p>Armless Corner Unit - Extended Back COM: 8.5 YD 7.77 M Unit weight: 65 LB 29.5 KG Carton weight: 88 LB 39.92 KG Carton volume: 49 FT³ 1.38 MT³</p>	<p>For power/USB unit please see electrical placement chart. Includes ganging hardware (2 sides).</p>	7718	5181	5453	5683	5946	6380	6779	7179	7527	7961	8369	8921	9703		
			OVERALL DIMENSIONS			SEAT DIMENSIONS			BACK DIMENSIONS							
			W	D	H	W	D	H	W	H						
			IN 38	38	47	24	19	18	24	29						
			MM 965	965	1194	610	483	457	610	737						
RTA 00	1 per carton															
 <p>Two Seater Bench COM: 2.25 YD 2.06 M Unit weight: 31 LB 14.1 KG Carton weight: 41 LB 18.6 KG Carton volume: 21.25 FT³ 0.6 MT³</p>	<p>For power/USB unit please see electrical placement chart. Includes ganging hardware (2 sides).</p>	7725	1796	1868	1929	1999	2113	2219	2325	2417	2532	2640	2786	2993		
			OVERALL DIMENSIONS			SEAT DIMENSIONS			BACK DIMENSIONS							
			W	D	H	W	D	H	W	H						
			IN 48.5	28	17.5	-	-	-	-	-						
			MM 1232	711	445	-	-	-	-	-						
RTA 00	1 per carton															
 <p>IS Curve - Two Seater Bench COM: 3 YD 2.74 M Unit weight: 31 LB 14.1 KG Carton weight: 41 LB 18.6 KG Carton volume: 21.25 FT³ 0.6 MT³</p>	<p>For power/USB unit please see electrical placement chart. Includes ganging hardware (2 sides).</p>	7726	2609	2705	2786	2879	3032	3173	3314	3437	3590	3734	3929	4205		
			OVERALL DIMENSIONS			SEAT DIMENSIONS			BACK DIMENSIONS							
			W	D	H	W	D	H	W	H						
			IN 54	28	17.5	-	-	-	-	-						
			MM 1372	711	445	-	-	-	-	-						
RTA 00	1 per carton															
 <p>OS Curve - Two Seater Bench COM: 3 YD 2.74 M Unit weight: 31 LB 14.1 KG Carton weight: 41 LB 18.6 KG Carton volume: 21.25 FT³ 0.6 MT³</p>	<p>For power/USB unit please see electrical placement chart. Includes ganging hardware (2 sides).</p>	7727	2597	2693	2774	2867	3020	3161	3302	3425	3578	3722	3917	4193		
			OVERALL DIMENSIONS			SEAT DIMENSIONS			BACK DIMENSIONS							
			W	D	H	W	D	H	W	H						
			IN 54	28	17.5	-	-	-	-	-						
			MM 1372	711	445	-	-	-	-	-						
RTA 00	1 per carton															

DESCRIPTION	FEATURES	MODEL#	STANDARD TEXTILE GRADES												
			1	2	3	4	5	6	7	8	9	10	11	12	
 <p>Square Single Seater Bench COM: 1.75 YD 1.6 M Unit weight: 25 LB 11.4 KG Carton weight: 30 LB 13.61 KG Carton volume: 9.25 FT³ 0.26 MT³</p>	<p>For power/USB unit please see electrical placement chart. Includes ganging hardware (2 sides).</p>	7728	1157	1213	1260	1315	1404	1486	1568	1640	1729	1813	1927	2088	
			OVERALL DIMENSIONS			SEAT DIMENSIONS			BACK DIMENSIONS						
			W	D	H	W	D	H	W	H					
			IN 24.5	28	17.5	-	-	-	-	-					
			MM 622	711	445	-	-	-	-	-					
			RTA 00	1 per carton											
 <p>36" Dia. - Round Bench COM: 3 YD 2.74 M Unit weight: 41 LB 18.6 KG Carton weight: 46 LB 20.87 KG Carton volume: 18.25 FT³ 0.51 MT³</p>	<p>No power/USB unit. Freestanding unit only.</p>	7729	1546	1642	1723	1816	1969	2110	2251	2374	2527	2671	2866	3142	
			OVERALL DIMENSIONS			SEAT DIMENSIONS			BACK DIMENSIONS						
			W	D	H	W	D	H	W	H					
			IN 36	36	17.5	-	-	-	-	-					
			MM 914	914	445	-	-	-	-	-					
			RTA 00	1 per carton											
 <p>42" Dia. - Round Bench COM: 3.25 YD 2.97 M Unit weight: 45 LB 20.5 KG Carton weight: 50 LB 22.68 KG Carton volume: 22 FT³ 0.62 MT³</p>	<p>No power/USB unit. Freestanding unit only.</p>	7730	1813	1917	2005	2106	2271	2424	2577	2710	2876	3032	3243	3542	
			OVERALL DIMENSIONS			SEAT DIMENSIONS			BACK DIMENSIONS						
			W	D	H	W	D	H	W	H					
			IN 42	42	17.5	-	-	-	-	-					
			MM 1067	1067	445	-	-	-	-	-					
			RTA 00	1 per carton											
 <p>30" Square Laminated Coffee Table COM: N/A Unit weight: 48 LB 21.8 KG Carton weight: 61 LB 27.67 KG Carton volume: 11.5 FT³ 0.32 MT³</p>	<p>For power/USB unit please see electrical placement chart. Freestanding unit only.</p>	7731	List price												
			1392												
			OVERALL DIMENSIONS			SEAT DIMENSIONS			BACK DIMENSIONS						
			W	D	H	W	D	H	W	H					
			IN 30	30	17	-	-	-	-	-					
MM 762	762	432	-	-	-	-	-								
			RTA 00	1 per carton											
 <p>36" Square Laminated Coffee Table COM: N/A Unit weight: 70 LB 31.8 KG Carton weight: 85 LB 38.56 KG Carton volume: 16.5 FT³ 0.46 MT³</p>	<p>For Power/USB unit please see electrical placement chart. Freestanding unit only.</p>	7732	List price												
			1582												
			OVERALL DIMENSIONS			SEAT DIMENSIONS			BACK DIMENSIONS						
			W	D	H	W	D	H	W	H					
			IN 36	36	17	-	-	-	-	-					
MM 914	914	432	-	-	-	-	-								
			RTA 00	1 per carton											

DESCRIPTION	FEATURES	MODEL#	STANDARD TEXTILE GRADES							
 <p>Rectangular Laminate Coffee Table COM: N/A Unit weight: 50 LB 22.7 KG Carton weight: 55 LB 24.95 KG Carton volume: 11.5 FT³ 0.32 MT³</p>	<p>For power/USB unit please see electrical placement chart.</p> <p>Freestanding unit only.</p>	<p>7733</p>	List price							
			1400							
			OVERALL DIMENSIONS			SEAT DIMENSIONS			BACK DIMENSIONS	
			W	D	H	W	D	H	W	H
IN 40	20	17	-	-	-	-	-			
MM 1016	508	432	-	-	-	-	-			
		RTA 00	1 per carton							
 <p>36" Dia. - Round Laminate Coffee Table COM: N/A Unit weight: 58 LB 26.4 KG Carton weight: 63 LB 28.58 KG Carton volume: 16.5 FT³ 0.46 MT³</p>	<p>For power/USB unit please see electrical placement chart.</p> <p>Freestanding unit only.</p>	<p>7734</p>	List price							
			1729							
			OVERALL DIMENSIONS			SEAT DIMENSIONS			BACK DIMENSIONS	
			W	D	H	W	D	H	W	H
IN 36	36	17	-	-	-	-	-			
MM 914	914	432	-	-	-	-	-			
		RTA 00	1 per carton							
 <p>42" Dia. - Round Laminate Coffee Table COM: N/A Unit weight: 80 LB 36.4 KG Carton weight: 85 LB 38.56 KG Carton volume: 22 FT³ 0.62 MT³</p>	<p>For power/USB unit please see electrical placement chart.</p> <p>Freestanding unit only.</p>	<p>7735</p>	List price							
			1889							
			OVERALL DIMENSIONS			SEAT DIMENSIONS			BACK DIMENSIONS	
			W	D	H	W	D	H	W	H
IN 42	42	17	-	-	-	-	-			
MM 1067	1067	432	-	-	-	-	-			
		RTA 00	1 per carton							
 <p>36" Half Round Laminate Coffee Table COM: N/A Unit weight: 32 LB 14.5 KG Carton weight: 37 LB 16.78 KG Carton volume: 8.5 FT³ 0.24 MT³</p>	<p>For power/USB unit please see electrical placement chart.</p> <p>Freestanding unit only.</p>	<p>7736</p>	List price							
			1223							
			OVERALL DIMENSIONS			SEAT DIMENSIONS			BACK DIMENSIONS	
			W	D	H	W	D	H	W	H
IN 36	18	17	-	-	-	-	-			
MM 914	457	432	-	-	-	-	-			
		RTA 00	1 per carton							
 <p>42" Half Round Laminate Coffee Table COM: N/A Unit weight: 44 LB 20 KG Carton weight: 48 LB 21.77 KG Carton volume: 11.5 FT³ 0.32 MT³</p>	<p>For power/USB unit please see electrical placement chart.</p> <p>Freestanding unit only.</p>	<p>7737</p>	List price							
			1483							
			OVERALL DIMENSIONS			SEAT DIMENSIONS			BACK DIMENSIONS	
			W	D	H	W	D	H	W	H
IN 42	21	17	-	-	-	-	-			
MM 1067	533	432	-	-	-	-	-			
		RTA 00	1 per carton							

DESCRIPTION	FEATURES	MODEL#	STANDARD TEXTILE GRADES						
 <p>Rectangular Laminate End Table COM: N/A Unit weight: 28 LB 12.7 KG Carton weight: 34 LB 15.42 KG Carton volume: 5.5 FT³ 0.15 MT³</p>	<p>For power/USB unit please see electrical placement chart.</p> <p>Includes ganging hardware (2 sides).</p>	List price							
		7738	1401						
		OVERALL DIMENSIONS			SEAT DIMENSIONS			BACK DIMENSIONS	
		W	D	H	W	D	H	W	H
IN 15	27.25	17	-	-	-	-	-		
MM 381	692	432	-	-	-	-	-		
		RTA 00	1 per carton						
 <p>IS Curve Wide Wedge Laminate End Table COM: N/A Unit weight: 40 LB 18.2 KG Carton weight: 50 LB 22.68 KG Carton volume: 9.5 FT³ 0.26 MT³</p>	<p>For power/USB unit please see electrical placement chart.</p> <p>Includes ganging hardware (2 sides).</p>	List price							
		7739	1850						
		OVERALL DIMENSIONS			SEAT DIMENSIONS			BACK DIMENSIONS	
		W	D	H	W	D	H	W	H
IN 27.25	27.25	17	-	-	-	-	-		
MM 692	692	432	-	-	-	-	-		
		RTA 00	1 per carton						
 <p>IS Curve Narrow Wedge Laminate End Table COM: N/A Unit weight: 28 LB 12.7 KG Carton weight: 34 LB 15.42 KG Carton volume: 6.5 FT³ 0.18 MT³</p>	<p>For power/USB unit please see electrical placement chart.</p> <p>Includes ganging hardware (2 sides).</p>	List price							
		7740	1499						
		OVERALL DIMENSIONS			SEAT DIMENSIONS			BACK DIMENSIONS	
		W	D	H	W	D	H	W	H
IN 18.25	27.25	17	-	-	-	-	-		
MM 464	692	432	-	-	-	-	-		
		RTA 00	1 per carton						
 <p>OS Curve - Wide Wedge Laminate End Table COM: N/A Unit weight: 40 LB 18.2 KG Carton weight: 50 LB 22.68 KG Carton volume: 9.5 FT³ 0.26 MT³</p>	<p>For power/USB unit please see electrical placement chart.</p> <p>Includes ganging hardware (2 sides).</p>	List price							
		7741	1850						
		OVERALL DIMENSIONS			SEAT DIMENSIONS			BACK DIMENSIONS	
		W	D	H	W	D	H	W	H
IN 27.25	27.25	17	-	-	-	-	-		
MM 692	692	432	-	-	-	-	-		
		RTA 00	1 per carton						
 <p>OS Curve - Narrow Wedge Laminate End Table COM: N/A Unit weight: 28 LB 12.7 KG Carton weight: 34 LB 15.42 KG Carton volume: 6.5 FT³ 0.18 MT³</p>	<p>For power/USB unit please see electrical placement chart.</p> <p>Includes ganging hardware (2 sides).</p>	List price							
		7742	1499						
		OVERALL DIMENSIONS			SEAT DIMENSIONS			BACK DIMENSIONS	
		W	D	H	W	D	H	W	H
IN 18.25	27.25	17	-	-	-	-	-		
MM 464	692	432	-	-	-	-	-		
		RTA 00	1 per carton						

DESCRIPTION	FEATURES	MODEL#	STANDARD TEXTILE GRADES											
 <p>18" Round Laminate Laptop Table w/14" Base COM: N/A Unit weight: 22 LB 10 KG Carton weight: 32 LB 14.51 KG Carton volume: 6 FT³ 0.16 MT³</p>	No power/USB unit.	List price												
		7743	1063											
		OVERALL DIMENSIONS			SEAT DIMENSIONS			BACK DIMENSIONS						
		W	D	H	W	D	H	W	H					
IN 18	18	25.25	-	-	-	-	-	-	-	-	-	-	-	
MM 457	457	641	-	-	-	-	-	-	-	-	-	-	-	
RTA 00	 1 per carton													
 <p>Personal Harbor - Standard Back COM: 5.5 YD 5.03 M Unit weight: 70 LB 31.8 KG Carton weight: 85 LB 38.56 KG Carton volume: 31.75 FT³ 0.89 MT³</p>	For power/USB unit please see electrical placement chart. Freestanding unit only. <i>*High traffic model.</i>													
		7746	1	2	3	4	5	6	7	8	9	10	11	12
		7786*	3124	3300	3449	3619	3900	4158	4417	4642	4923	5187	5544	6050
			3568	3744	3893	4063	4344	4602	4861	5086	5367	5631	5988	6494
OVERALL DIMENSIONS			SEAT DIMENSIONS			BACK DIMENSIONS								
W	D	H	W	D	H	W	H							
IN 45	29.5	32	24	19	18	27	14							
MM 1143	749	813	610	483	457	686	356							
RTA 00	1 per carton													
 <p>Personal Harbor - High Back COM: 7.75 YD 7.09 M Unit weight: 86 LB 39.1 KG Carton weight: 101 LB 45.81 KG Carton volume: 40.25 FT³ 1.13 MT³</p>	For power/USB unit please see electrical placement chart. Freestanding unit only. <i>*High traffic model.</i>													
		7747	1	2	3	4	5	6	7	8	9	10	11	12
		7787*	4397	4645	4854	5095	5490	5854	6218	6536	6931	7303	7807	8520
			4970	5218	5427	5668	6063	6427	6791	7109	7504	7876	8380	9093
OVERALL DIMENSIONS			SEAT DIMENSIONS			BACK DIMENSIONS								
W	D	H	W	D	H	W	H							
IN 45	29.5	41.5	24	19	18	27	24							
MM 1143	749	1054	610	483	457	686	610							
RTA 00	1 per carton													
 <p>Personal Harbor - Extended Back COM: 8.5 YD 7.77 M Unit weight: 102 LB 46.4 KG Carton weight: 117 LB 53.07 KG Carton volume: 45.75 FT³ 1.29 MT³</p>	For power/USB unit please see electrical placement chart. Freestanding unit only. <i>*High traffic model.</i>													
		7748	1	2	3	4	5	6	7	8	9	10	11	12
		7788*	4946	5218	5448	5711	6145	6544	6944	7292	7726	8134	8686	9468
			5389	5661	5891	6154	6588	6987	7387	7735	8169	8577	9129	9911
OVERALL DIMENSIONS			SEAT DIMENSIONS			BACK DIMENSIONS								
W	D	H	W	D	H	W	H							
IN 45	29.5	47	24	19	18	27	29							
MM 1143	749	1194	610	483	457	686	737							
RTA 00	1 per carton													

RIVER+ SEATING



model R27802

model R27824S

River+ Benches & Tables



For River+ benches, please see page 132.
For River+ tables, please see page 137.

EXAMPLE RIVER+ SEATING ORDER CODE:

R27802	-NS	-CE90	-NS	-CE90	-	-FO
Model number	Sealed Seams (back)	Back textile	Sealed seams (seat)	Seat textile	Shelf finish	Connector finish
-CHM	-S6	-NC				
Leg finish	Leg selection	Additional weight				

Additional Options specify at end of order code.	SPECIFY CODE
Additional weight See each model for amount of added weight and upcharge. For models ending in S, applies only to leg selection (S6).	CW
Bottom selection Vinyl sealed bottom w/staple strip. Upcharges vary, see model.* Steel bottom. Upcharges vary, see model.**	SU BS
Power unit finish Jet Black White	J W
Power/USB unit position (see electrical placement images, not available on corner units) Front left Front right Side left Side right Power/USB unit position (models with shelf only) Center back	\$717 per unit F1 F2 S1 S2 CB
Tamperproof fasteners Upcharges vary, see model.	TP
Moisture barrier Upcharges vary, see model.	MB
Accessory hook finish (for models with shelf) Night. No Upcharge. Fog. No Upcharge. Latte. No Upcharge.	BK FO LB

*linking hardware is lowered to clear the staple strip.
Units will only gang with other units with sealed bottom.
**cannot be combined with linking hardware or power units

STANDARD FEATURES

- A modular series that is composed of straight, curved and corner sections.
- Same seat height units with no upholstered arms can be linked together to create a variety of layouts. Ganging hardware is standard (factory installed) and swivels out of the way when not in use.
- The unique tapered legs are made of welded steel, with each leg bolted directly to the unit frame. Standard leg height is 6.5". The leg height makes it easy to clean under the product.
- Legs are standard in Chrome (CHM) with Black nylon non-marking height adjustable glides.
- Modular, aluminum loop arms are sold separately (with or without nylon armcaps). These relocatable arms are field installed at any seat to back connector.
- Seating frames are heavy duty with interlocking plywood, puzzle box construction, and are made for active environments. Seats are high density with highly resilient foam.
- Seat to back connector components join back and seat; maintaining offset for cleanout. Connector is available in three finishes.
- All River+ seating models meet or exceed the applicable ANSI/BIFMA standards and are backed by Global's Heavy Duty warranty.
- River+ seating is rated for an active weight up to 600 lbs. per seat and 24/7 use.
- Upholstery options: fabric, vinyl or leather. Leather only recommended on seat and may feature a horizontal stitch detail.
- All units are shipped fully assembled.

OPTIONAL FEATURES

- To add sealed seams to your product, please specify (S2), (SE) - see each model for upcharges.
- A 10" deep, 1" thick back shelf is available on corner, two and three seater units in many low pressure laminate finishes. Shelf supports are aluminum with accessory hook in three finishes. Weight capacity: Shelf - 50 lbs. per seat; Hook - 20 lbs. each.
- Units with shelf available with 6.5" leg. Back legs on these models are (E6) extended legs, as standard.
- To specify tapered legs on shelf models to match models without shelf, select (C6) leg with counterweight. Available on models ending in "S". Upcharges vary.
- Floor mount legs are available. Please specify (F6). Models with shelf will have extended legs. Fastening hardware not included.
- Products can be weighted to reduce the ease of movement. For additional weight options, please specify (CW) - see each model for available additional weight and upcharge.
- For improved housekeeping and infection control practices, the underside of the seat can be finished with PVC (vinyl) and sealed to prevent penetration of liquids. Please specify (SU) - see each model for upcharge.
- Steel bottom provides tamperproof protection (includes tamperproof screws). Please specify (BS) - see each model for upcharge. Note: electrical option and ganging are not available with steel bottom.
- Most seating (except corner units) can be specified with power/USB units, which include one power outlet, one double USB terminal with a matching 120" three-prong power cord.
- Power/USB units can be specified in a variety predetermined locations, as shown in the electrical illustrations. Electrical units must be factory installed.

- Power/USB units are available with either Jet Black (J) face plate with Black power/USB receptacles or with a White (W) face plate with White power/USB receptacles.
- Tamperproof fasteners can be requested for a higher level of safety. Please specify (TP) - see each model for upcharge.
- For moisture barrier on seat, please specify (MB) - see each model for upcharge.

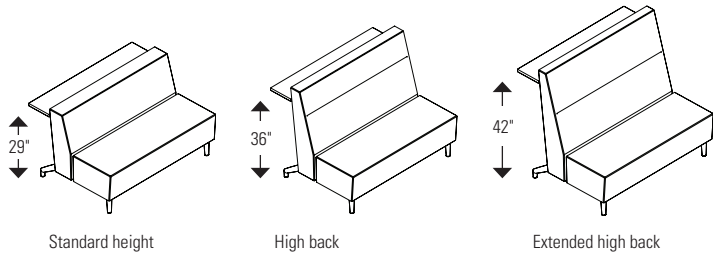
Please add option codes in the following order:

- **Model number**
R27801 to R27803 Lounge chairs
R27804 to R27806 Two seaters
R27807 to R27809 Three seaters
R27810 to R27812 Bariatric lounge chairs
R27815 to R27817 Inside curve two seaters
R27818 to R27820 Outside curve two seaters
R27821 to R27823 90 degree corners
R27824 to R27826 120 degree corners
- Add (S) to model # if ordering with a back shelf (excludes lounge chairs and bariatric models).
- **Back + upholstered arms sealed seams (NS)** Standard seams.
(S2) Back sealed seams. Upcharges vary, see model.
- **Back + upholstered arms textile**
Specify textile code.
- **Seat sealed seams (NS)** Standard seams.
(SE) Seat sealed seams. Upcharges vary, see model.
- **Seat textile**
Specify textile code.
- **Back shelf finish** (for models ending in S) (colors shown on website)

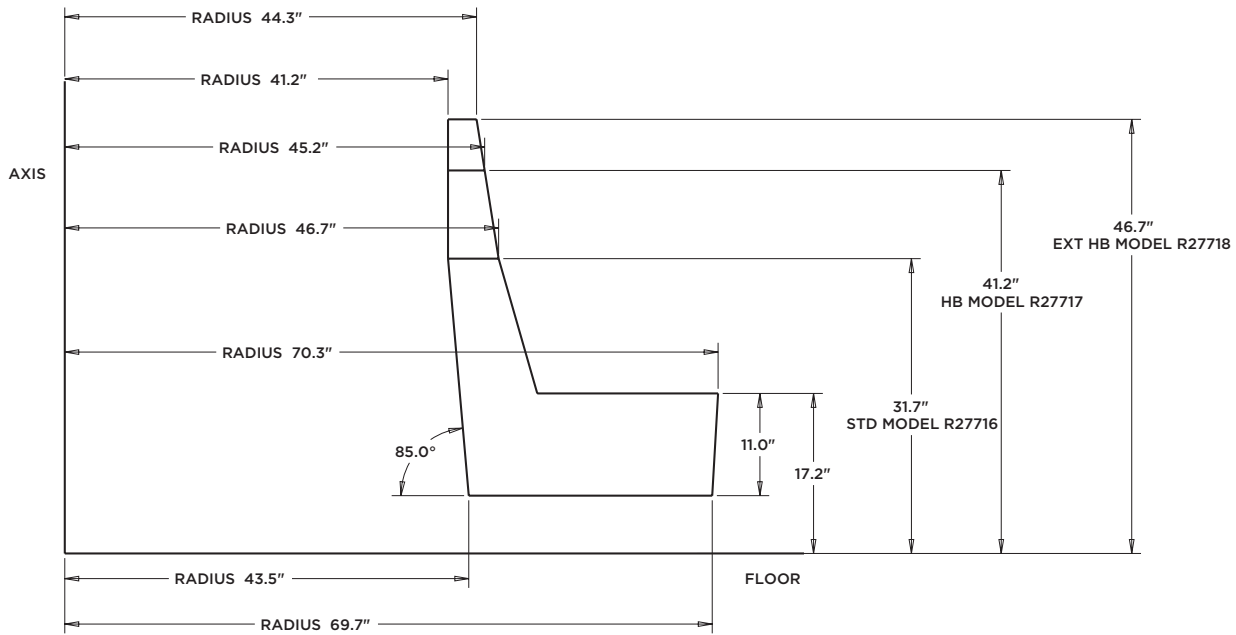
- | | |
|-----------------------|--------------------------|
| (ACJ) Absolute Acajou | (NBL) Noce Biondo |
| (ASN) Asian Night | (NGL) Noce Grigio |
| (AWC) Avnt Cherry | (NEL) Noce Leggero |
| (AWH) Avnt Honey | (NML) Noce Medio |
| (BLK) Black | (QTM) Quartered Mahogany |
| (BRC) Brushed Cobalt | (SBY) Sheer Beauty |
| (CMB) Clear Maple | (SOG) Storm Grey |
| (DES) Dark Espresso | (WHE) Walnut Heights |
| (DWT) Designer White | (WHC) White Chocolate |
| (FAS) Fashionista | (WCR) Winter Cherry |
| (FCL) First Class | |

- **Seat to back connector finish**
(BK) Night. No upcharge.
(FO) Fog. No upcharge.
(LB) Latte. No upcharge.
- **Leg finish**
For leg finish options, please see page 161.
No upcharges.
- **Leg selection** (models without shelf)
(S6) Standard seat height (17.5"), 6.5" leg w/ adjustable glides. No upcharge.
(S8) High seat (19"), 8" leg w/adjustable glides. No upcharge.
(F6) Standard seat height (17.5"), 6.5" leg w/floor mount. Add \$90 for straight units; \$113 for curved, corner units.
(F8) High seat (19"), 8" leg w/floor mount. Add \$90 for straight units; \$113 for curved, corner units.
- **Leg selection** (models with shelf)
(E6) Standard seat height (17.5"), 6.5" extended leg w/adjustable glides.
(F6) Standard seat height (17.5"), 6.5" extended leg w/floor mount. Add \$90 for straight units; \$113 for curved, corner units.
(C6) Standard seat height (17.5"), 6.5" leg w/adjustable glides and counterweight. Upcharges vary, see model.
- **Additional weight** (not available on all models)
(NC) No added weight. No upcharge.
(CW) Counterweight. See each model for weight added and upcharge.

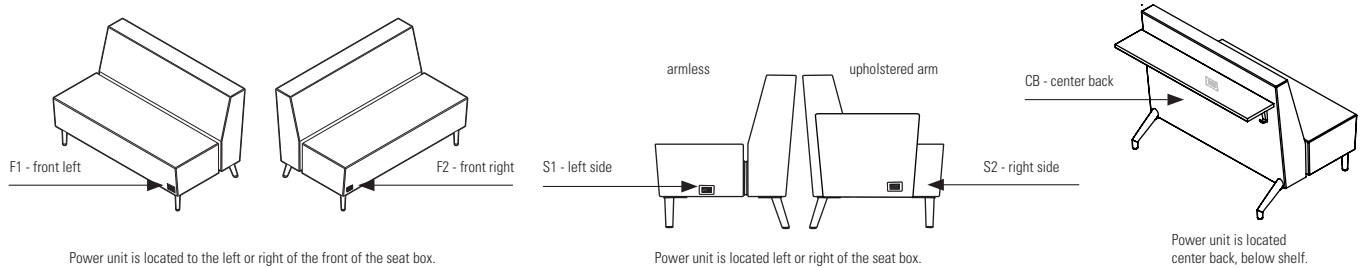
SHELF HEIGHTS



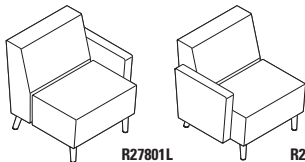




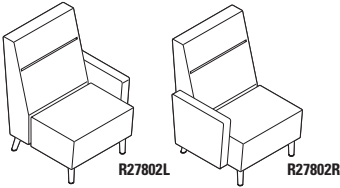


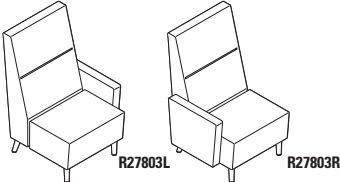
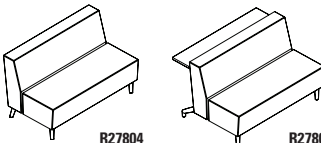
DIMENSIONS



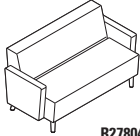
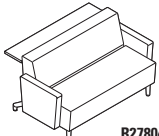
ELECTRICAL PLACEMENT


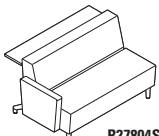



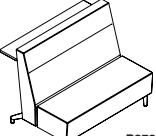
DESCRIPTION	FEATURES	MODEL#	STANDARD TEXTILE GRADES													
			1	2	3	4	5	6	7	8	9	10	11	12		
 <p>R27801</p> <p>Lounge Chair - Standard Back COM: 3.75 YD 3.43 M Unit weight: 47 LB 21.4 KG Carton weight: 61 LB 27.67 KG Carton volume: 19.75 FT³ 0.55 MT³</p>	<p>For power/USB unit, please see electrical placement chart.</p> <p>Includes ganging hardware (2 sides).</p> <p>Add \$52, \$46 for (S2), (SE) Add \$533 for 36 lbs. (CW) Add \$59 for (SU) or \$298 for (BS) Add \$28 for (TP) Add \$81 for (MB)</p>	R27801	1691	1811	1912	2029	2220	2396	2572	2726	2917	3097	3341	3686		
		OVERALL DIMENSIONS			SEAT DIMENSIONS			BACK DIMENSIONS								
		W D H			W D H			W H								
		IN 26 30 32 MM 660 762 813			26 19 18 660 483 457			26 14 660 356								
			RTA 00			1 per carton										
 <p>R27801B</p> <p>Lounge Chair - Standard Back w/Uph Arms COM: 5.75 YD 5.26 M Unit weight: 67 LB 30.5 KG Carton weight: 82 LB 37.19 KG Carton volume: 24.5 FT³ 0.69 MT³</p>	<p>For power/USB unit, please see electrical placement chart.</p> <p>Ganging not available.</p> <p>Add \$91, \$46 for (S2), (SE) Add \$533 for 36 lbs. (CW) Add \$57 for (SU) or \$285 for (BS) Add \$28 for (TP) Add \$77 for (MB)</p>	R27801B	2285	2469	2624	2803	3096	3366	3636	3872	4165	4441	4815	5344		
		OVERALL DIMENSIONS			SEAT DIMENSIONS			BACK DIMENSIONS								
		W D H			W D H			W H								
		IN 33 30 32 MM 838 762 813			26 19 18 660 483 457			26 14 660 356								
			RTA 00			1 per carton										
 <p>R27801L R27801R</p> <p>Lounge Chair - Standard Back w/Uph Arms (Left/Right) COM: 4.75 YD 4.34 M Unit weight: 57 LB 25.9 KG Carton weight: 72 LB 32.66 KG Carton volume: 24.5 FT³ 0.69 MT³</p>	<p>For power/USB unit, please see electrical placement chart.</p> <p>Includes ganging hardware (1 side only).</p> <p>Add \$71, \$46 for (S2), (SE) Add \$533 for 36 lbs. (CW) Add \$57 for (SU) or \$285 for (BS) Add \$28 for (TP) Add \$77 for (MB)</p>	R27801L R27801R	1988	2140	2268	2416	2658	2881	3104	3299	3541	3769	4078	4515		
		OVERALL DIMENSIONS			SEAT DIMENSIONS			BACK DIMENSIONS								
		W D H			W D H			W H								
		IN 29.5 30 32 MM 749 762 813			26 19 18 660 483 457			26 14 660 356								
			RTA 00			1 per carton										
 <p>R27802</p> <p>Lounge Chair - High Back COM: 4.5 YD 4.11 M Unit weight: 52 LB 23.6 KG Carton weight: 71 LB 32.21 KG Carton volume: 24.75 FT³ 0.7 MT³</p>	<p>For power/USB unit, please see electrical placement chart.</p> <p>Includes ganging hardware (2 sides).</p> <p>Add \$72, \$46 for (S2), (SE) Add \$533 for 36 lbs. (CW) Add \$59 for (SU) or \$298 for (BS) Add \$28 for (TP) Add \$81 for (MB)</p>	R27802	1878	2022	2143	2284	2513	2724	2935	3120	3349	3565	3858	4272		
		OVERALL DIMENSIONS			SEAT DIMENSIONS			BACK DIMENSIONS								
		W D H			W D H			W H								
		IN 26 30.5 41.5 MM 660 775 1054			26 19 18 660 483 457			26 23.5 660 597								
			RTA 00			1 per carton										
 <p>R27802B</p> <p>Lounge Chair - High Back w/Uph Arms COM: 6.5 YD 5.94 M Unit weight: 88.5 LB 40.14 KG Carton weight: 88.5 LB 40.14 KG Carton volume: 31.25 FT³ 0.88 MT³</p>	<p>For power/USB unit, please see electrical placement chart.</p> <p>Ganging not available.</p> <p>Add \$112, \$46 for (S2), (SE) Add \$533 for 36 lbs. (CW) Add \$59 for (SU) or \$298 for (BS) Add \$28 for (TP) Add \$81 for (MB)</p>	R27802B	2472	2680	2855	3058	3389	3694	3999	4266	4597	4909	5332	5930		
		OVERALL DIMENSIONS			SEAT DIMENSIONS			BACK DIMENSIONS								
		W D H			W D H			W H								
		IN 33 30.5 41.5 MM 838 775 1054			26 19 18 660 483 457			26 23.5 660 597								
			RTA 00			1 per carton										


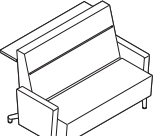
DESCRIPTION	FEATURES	MODEL#	STANDARD TEXTILE GRADES																					
			1	2	3	4	5	6	7	8	9	10	11	12										
 <p>Lounge Chair - High Back w/Up Arms (Left/Right) COM: 5.5 YD 5.03 M Unit weight: 62 LB 28.2 KG Carton weight: 78.5 LB 35.61 KG Carton volume: 31.25 FT³ 0.88 MT³</p>	<p>For power/USB unit, please see electrical placement chart.</p> <p>Includes ganging hardware (1 side only).</p> <p>Add \$91, \$46 for (S2), (SE) Add \$533 for 36 lbs. (CW) Add \$59 for (SU) or \$298 for (BS) Add \$28 for (TP) Add \$81 for (MB)</p>	R27802L	2175	2351	2499	2671	2951	3209	3467	3693	3973	4237	4595	5101										
		<p>OVERALL DIMENSIONS</p> <table border="1"> <tr> <th>W</th> <th>D</th> <th>H</th> <th colspan="3">SEAT DIMENSIONS</th> <th colspan="2">BACK DIMENSIONS</th> </tr> <tr> <td>IN 29.5</td> <td>30.5</td> <td>41.5</td> <td>26</td> <td>19</td> <td>18</td> <td>26</td> <td>23.5</td> </tr> <tr> <td>MM 749</td> <td>775</td> <td>1054</td> <td>660</td> <td>483</td> <td>457</td> <td>660</td> <td>597</td> </tr> </table> <p>RTA 00 1 per carton</p>	W	D	H	SEAT DIMENSIONS			BACK DIMENSIONS		IN 29.5	30.5	41.5	26	19	18	26	23.5	MM 749	775	1054	660	483	457
W	D	H	SEAT DIMENSIONS			BACK DIMENSIONS																		
IN 29.5	30.5	41.5	26	19	18	26	23.5																	
MM 749	775	1054	660	483	457	660	597																	
 <p>Lounge Chair - Extended Back COM: 4.75 YD 4.34 M Unit weight: 64 LB 29.1 KG Carton weight: 81 LB 36.74 KG Carton volume: 28 FT³ 0.79 MT³</p>	<p>For power/USB unit, please see electrical placement chart.</p> <p>Includes ganging hardware (2 sides).</p> <p>Add \$72, \$46 for (S2), (SE) Add \$533 for 36 lbs. (CW) Add \$59 for (SU) or \$298 for (BS) Add \$28 for (TP) Add \$81 for (MB)</p>	R27803	1972	2124	2252	2400	2642	2865	3088	3283	3525	3753	4062	4499										
		<p>OVERALL DIMENSIONS</p> <table border="1"> <tr> <th>W</th> <th>D</th> <th>H</th> <th colspan="3">SEAT DIMENSIONS</th> <th colspan="2">BACK DIMENSIONS</th> </tr> <tr> <td>IN 26</td> <td>31</td> <td>47</td> <td>26</td> <td>19</td> <td>18</td> <td>26</td> <td>29</td> </tr> <tr> <td>MM 660</td> <td>787</td> <td>1194</td> <td>660</td> <td>483</td> <td>457</td> <td>660</td> <td>597</td> </tr> </table> <p>RTA 00 1 per carton</p>	W	D	H	SEAT DIMENSIONS			BACK DIMENSIONS		IN 26	31	47	26	19	18	26	29	MM 660	787	1194	660	483	457
W	D	H	SEAT DIMENSIONS			BACK DIMENSIONS																		
IN 26	31	47	26	19	18	26	29																	
MM 660	787	1194	660	483	457	660	597																	
 <p>Lounge Chair - Extended Back w/Up Arms COM: 6.75 YD 6.17 M Unit weight: 84 LB 38.2 KG Carton weight: 101.5 LB 46.04 KG Carton volume: 35 FT³ 0.99 MT³</p>	<p>For power/USB unit, please see electrical placement chart.</p> <p>Ganging not available.</p> <p>Add \$117, \$46 for (S2), (SE) Add \$533 for 36 lbs. (CW) Add \$59 for (SU) or \$298 for (BS) Add \$28 for (TP) Add \$81 for (MB)</p>	R27803B	2566	2782	2964	3174	3518	3835	4152	4429	4773	5097	5536	6157										
		<p>OVERALL DIMENSIONS</p> <table border="1"> <tr> <th>W</th> <th>D</th> <th>H</th> <th colspan="3">SEAT DIMENSIONS</th> <th colspan="2">BACK DIMENSIONS</th> </tr> <tr> <td>IN 33</td> <td>31</td> <td>47</td> <td>26</td> <td>19</td> <td>18</td> <td>26</td> <td>29</td> </tr> <tr> <td>MM 838</td> <td>787</td> <td>1194</td> <td>660</td> <td>483</td> <td>457</td> <td>660</td> <td>737</td> </tr> </table> <p>RTA 00 1 per carton</p>	W	D	H	SEAT DIMENSIONS			BACK DIMENSIONS		IN 33	31	47	26	19	18	26	29	MM 838	787	1194	660	483	457
W	D	H	SEAT DIMENSIONS			BACK DIMENSIONS																		
IN 33	31	47	26	19	18	26	29																	
MM 838	787	1194	660	483	457	660	737																	
 <p>Lounge Chair - Extended Back w/Up Arms (Left/Right) COM: 5.75 YD 5.26 M Unit weight: 74 LB 33.6 KG Carton weight: 91.5 LB 41.5 KG Carton volume: 35 FT³ 0.99 MT³</p>	<p>For power/USB unit, please see electrical placement chart.</p> <p>Includes ganging hardware (1 side only).</p> <p>Add \$97, \$46 for (S2), (SE) Add \$533 for 36 lbs. (CW) Add \$59 for (SU) or \$298 for (BS) Add \$28 for (TP) Add \$81 for (MB)</p>	R27803L	2269	2453	2608	2787	3080	3350	3620	3856	4149	4425	4799	5328										
		<p>OVERALL DIMENSIONS</p> <table border="1"> <tr> <th>W</th> <th>D</th> <th>H</th> <th colspan="3">SEAT DIMENSIONS</th> <th colspan="2">BACK DIMENSIONS</th> </tr> <tr> <td>IN 29.5</td> <td>31</td> <td>47</td> <td>26</td> <td>19</td> <td>18</td> <td>26</td> <td>29</td> </tr> <tr> <td>MM 749</td> <td>787</td> <td>1194</td> <td>660</td> <td>483</td> <td>457</td> <td>660</td> <td>737</td> </tr> </table> <p>RTA 00 1 per carton</p>	W	D	H	SEAT DIMENSIONS			BACK DIMENSIONS		IN 29.5	31	47	26	19	18	26	29	MM 749	787	1194	660	483	457
W	D	H	SEAT DIMENSIONS			BACK DIMENSIONS																		
IN 29.5	31	47	26	19	18	26	29																	
MM 749	787	1194	660	483	457	660	737																	
 <p>Two Seater - Standard Back COM: 4.75 YD 4.34 M Unit weight: 91 LB 41.4 KG Carton weight: 113 LB 51.26 KG Carton volume: 28 FT³ 0.79 MT³</p>	<p>For power/USB unit, please see electrical placement chart.</p> <p>Includes ganging hardware (2 sides).</p> <p>Add \$85, \$71 for (S2), (SE) Add \$1067 for 72 lbs. (CW), (C6) Add \$119 for (SU) or \$476 for (BS) Add \$28 for (TP) Add \$161 for (MB)</p>	R27804	2647	2799	2927	3075	3317	3540	3763	3958	4200	4428	4737	5174										
		<p>R27804S</p> <p>shelf model in W52 D40.5 H32 MM W1321 D1029 H813</p> <p>OVERALL DIMENSIONS</p> <table border="1"> <tr> <th>W</th> <th>D</th> <th>H</th> <th colspan="3">SEAT DIMENSIONS</th> <th colspan="2">BACK DIMENSIONS</th> </tr> <tr> <td>IN 52</td> <td>30</td> <td>32</td> <td>52</td> <td>19</td> <td>18</td> <td>52</td> <td>14</td> </tr> <tr> <td>MM 1321</td> <td>762</td> <td>813</td> <td>1321</td> <td>483</td> <td>457</td> <td>1321</td> <td>356</td> </tr> </table> <p>RTA 00 1 per carton</p>	W	D	H	SEAT DIMENSIONS			BACK DIMENSIONS		IN 52	30	32	52	19	18	52	14	MM 1321	762	813	1321	483	457
W	D	H	SEAT DIMENSIONS			BACK DIMENSIONS																		
IN 52	30	32	52	19	18	52	14																	
MM 1321	762	813	1321	483	457	1321	356																	


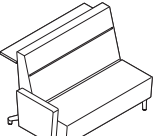
DESCRIPTION FEATURES MODEL# STANDARD TEXTILE GRADES

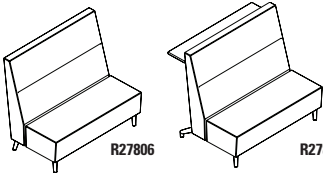
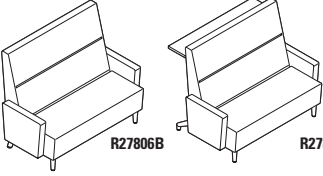
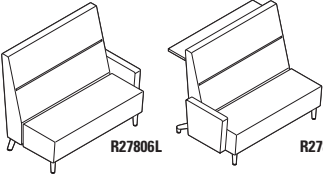
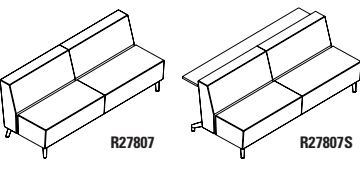
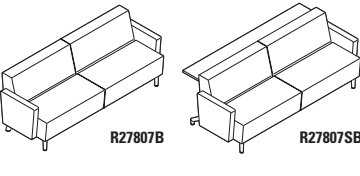
		STANDARD TEXTILE GRADES											
		1	2	3	4	5	6	7	8	9	10	11	12
 <p>R27804B</p>	 <p>R27804SB</p>	For power/USB unit, please see electrical placement chart. Ganging not available. Add \$127, \$71 for (S2), (SE) Add \$1067 for 72 lbs. (CW), (C6) Add \$119 for (SU) or \$476 for (BS) Add \$28 for (TP) Add \$161 for (MB)											
		Add \$127, \$71 for (S2), (SE) Add \$1067 for 72 lbs. (CW), (C6) Add \$119 for (SU) or \$476 for (BS) Add \$28 for (TP) Add \$161 for (MB)											
Two Seater - Standard Back w/Uph Arms COM: 6.75 YD 6.17 M Unit weight: 111 LB 50.5 KG Carton weight: 133 LB 60.33 KG Carton volume: 42.5 FT ³ 1.2 MT ³		shelf model in W59 D40.5 H32 MM W1499 D1029 H813											
		OVERALL DIMENSIONS W D H			SEAT DIMENSIONS W D H			BACK DIMENSIONS W H					
		IN 59	30	32	52	19	18	52	14				
		MM 1499	762	813	1321	483	457	1321	356				
		RTA 00 1 per carton											

		STANDARD TEXTILE GRADES											
		1	2	3	4	5	6	7	8	9	10	11	12
 <p>R27804L</p>	 <p>R27804SR</p>	For power/USB unit, please see electrical placement chart. Includes ganging hardware (1 side only). Add \$106, \$71 for (S2), (SE) Add \$1067 for 72 lbs. (CW), (C6) Add \$119 for (SU) or \$476 for (BS) Add \$28 for (TP) Add \$161 for (MB)											
		Add \$106, \$71 for (S2), (SE) Add \$1067 for 72 lbs. (CW), (C6) Add \$119 for (SU) or \$476 for (BS) Add \$28 for (TP) Add \$161 for (MB)											
Two Seater - Standard Back w/Uph Arms (Left/Right) COM: 5.75 YD 5.26 M Unit weight: 101 LB 45.9 KG Carton weight: 123 LB 55.79 KG Carton volume: 42.5 FT ³ 1.2 MT ³		shelf model in W55.5 D40.5 H32 MM W1410 D1029 H813											
		OVERALL DIMENSIONS W D H			SEAT DIMENSIONS W D H			BACK DIMENSIONS W H					
		IN 55.5	30	32	52	19	18	52	14				
		MM 1410	762	813	1321	483	457	1321	356				
		RTA 00 1 per carton											

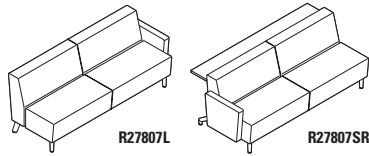
		STANDARD TEXTILE GRADES											
		1	2	3	4	5	6	7	8	9	10	11	12
 <p>R27805</p>	 <p>R27805S</p>	For power/USB unit, please see electrical placement chart. Includes ganging hardware (2 sides). Add \$115, \$71 for (S2), (SE) Add \$1067 for 72 lbs. (CW), (C6) Add \$119 for (SU) or \$476 for (BS) Add \$28 for (TP) Add \$161 for (MB)											
		Add \$115, \$71 for (S2), (SE) Add \$1067 for 72 lbs. (CW), (C6) Add \$119 for (SU) or \$476 for (BS) Add \$28 for (TP) Add \$161 for (MB)											
Two Seater - High Back COM: 5.5 YD 5.03 M Unit weight: 94 LB 42.7 KG Carton weight: 116 LB 52.62 KG Carton volume: 19.75 FT ³ 0.55 MT ³		shelf model in W52 D41 H41.5 MM W1321 D1041 H1054											
		OVERALL DIMENSIONS W D H			SEAT DIMENSIONS W D H			BACK DIMENSIONS W H					
		IN 52	30.5	41.5	52	19	18	52	23.5				
		MM 1321	775	1054	1321	483	457	1321	597				
		RTA 00 1 per carton											

		STANDARD TEXTILE GRADES											
		1	2	3	4	5	6	7	8	9	10	11	12
 <p>R27805B</p>	 <p>R27805SB</p>	For power/USB unit, please see electrical placement chart. Ganging not available. Add \$155, \$71 for (S2), (SE) Add \$1067 for 72 lbs. (CW), (C6) Add \$119 for (SU) or \$476 for (BS) Add \$28 for (TP) Add \$161 for (MB)											
		Add \$155, \$71 for (S2), (SE) Add \$1067 for 72 lbs. (CW), (C6) Add \$119 for (SU) or \$476 for (BS) Add \$28 for (TP) Add \$161 for (MB)											
Two Seater - High Back w/Uph Arms COM: 7.5 YD 6.86 M Unit weight: 114 LB 51.8 KG Carton weight: 116 LB 52.62 KG Carton volume: 19.75 FT ³ 0.55 MT ³		shelf model in W59 D41 H41.5 MM W1499 D1041 H1054											
		OVERALL DIMENSIONS W D H			SEAT DIMENSIONS W D H			BACK DIMENSIONS W H					
		IN 59	30.5	41.5	52	19	18	52	23.5				
		MM 1499	775	1054	1321	483	457	1321	597				
		RTA 00 1 per carton											

		STANDARD TEXTILE GRADES											
		1	2	3	4	5	6	7	8	9	10	11	12
 <p>R27805L</p>	 <p>R27805SR</p>	For power/USB unit, please see electrical placement chart. Includes ganging hardware (1 side only). Add \$134, \$71 for (S2), (SE) Add \$1067 for 72 lbs. (CW), (C6) Add \$119 for (SU) or \$476 for (BS) Add \$28 for (TP) Add \$161 for (MB)											
		Add \$134, \$71 for (S2), (SE) Add \$1067 for 72 lbs. (CW), (C6) Add \$119 for (SU) or \$476 for (BS) Add \$28 for (TP) Add \$161 for (MB)											
Two Seater - High Back w/Uph Arms (Left/Right) COM: 6.5 YD 5.94 M Unit weight: 104 LB 47.3 KG Carton weight: 128 LB 58.06 KG Carton volume: 54 FT ³ 1.52 MT ³		shelf model in W55.5 D41 H41.5 MM W1410 D1041 H1054											
		OVERALL DIMENSIONS W D H			SEAT DIMENSIONS W D H			BACK DIMENSIONS W H					
		IN 55.5	30.5	41.5	52	19	18	52	23.5				
		MM 1410	775	1054	1321	483	457	1321	597				
		RTA 00 1 per carton											

DESCRIPTION	FEATURES	MODEL#	STANDARD TEXTILE GRADES											
			1	2	3	4	5	6	7	8	9	10	11	12
 <p>Two Seater - Extended Back COM: 5.5 YD 5.03 M Unit weight: 106 LB 48.2 KG Carton weight: 71 LB 32.21 KG Carton volume: 24.75 FT³ 0.7 MT³</p>	<p>For power/USB unit, please see electrical placement chart.</p> <p>Includes ganging hardware (2 sides).</p> <p>Add \$123, \$71 for (S2), (SE) Add \$1067 for 72 lbs. (CW), (C6) Add \$119 for (SU) or \$476 for (BS) Add \$28 for (TP) Add \$161 for (MB)</p>	R27806	3117	3293	3442	3612	3893	4151	4410	4635	4916	5180	5537	6043
		R27806S	3678	3854	4003	4173	4454	4712	4971	5196	5477	5741	6098	6604
			<p>OVERALL DIMENSIONS</p> <p>W D H</p>			<p>SEAT DIMENSIONS</p> <p>W D H</p>			<p>BACK DIMENSIONS</p> <p>W H</p>					
			IN 52	31	47	52	19	18	52	29				
			MM 1321	787	1194	1321	483	457	1321	737				
			RTA 00	1 per carton										
 <p>Two Seater - Extended Back w/Uph Arms COM: 8 YD 7.32 M Unit weight: 126 LB 57.3 KG Carton weight: 151 LB 68.49 KG Carton volume: 60.5 FT³ 1.71 MT³</p>	<p>For power/USB unit, please see electrical placement chart.</p> <p>Ganging not available.</p> <p>Add \$162, \$71 for (S2), (SE) Add \$1067 for 72 lbs. (CW), (C6) Add \$119 for (SU) or \$476 for (BS) Add \$28 for (TP) Add \$161 for (MB)</p>	R27806B	3711	3967	4183	4431	4839	5215	5591	5919	6327	6711	7231	7967
		R27806SB	4272	4528	4744	4992	5400	5776	6152	6480	6888	7272	7792	8528
			<p>OVERALL DIMENSIONS</p> <p>W D H</p>			<p>SEAT DIMENSIONS</p> <p>W D H</p>			<p>BACK DIMENSIONS</p> <p>W H</p>					
			IN 59	31	47	52	19	18	52	29				
			MM 1499	787	1194	1321	483	457	1321	737				
			RTA 00	1 per carton										
 <p>Two Seater - Extended Back w/Uph Arms (Left/Right) COM: 7 YD 6.4 M Unit weight: 116 LB 52.7 KG Carton weight: 141 LB 63.96 KG Carton volume: 60.5 FT³ 1.71 MT³</p>	<p>For power/USB unit, please see electrical placement chart.</p> <p>Includes ganging hardware (1 side only).</p> <p>Add \$142, \$71 for (S2), (SE) Add \$1067 for 72 lbs. (CW), (C6) Add \$119 for (SU) or \$476 for (BS) Add \$28 for (TP) Add \$161 for (MB)</p>	R27806L	3414	3638	3827	4044	4401	4730	5059	5346	5703	6039	6494	7138
		R27806SR	3975	4199	4388	4605	4962	5291	5620	5907	6264	6600	7055	7699
			<p>OVERALL DIMENSIONS</p> <p>W D H</p>			<p>SEAT DIMENSIONS</p> <p>W D H</p>			<p>BACK DIMENSIONS</p> <p>W H</p>					
			IN 55.5	31	47	52	19	18	52	29				
			MM 1410	787	1194	1321	483	457	1321	737				
			RTA 00	1 per carton										
 <p>Three Seater - Standard Back COM: 8 YD 7.32 M Unit weight: 120 LB 54.5 KG Carton weight: 152 LB 68.95 KG Carton volume: 55.5 FT³ 1.57 MT³</p>	<p>For power/USB unit, please see electrical placement chart.</p> <p>Includes ganging hardware (2 sides).</p> <p>Add \$101, \$84 for (S2), (SE) Add \$1067 for 72 lbs. (CW), (C6) Add \$179 for (SU) or \$655 for (BS) Add \$28 for (TP) Add \$243 for (MB)</p>	R27807	3783	4039	4256	4503	4912	5287	5664	5991	6400	6784	7303	8039
		R27807S	4531	4787	5004	5251	5660	6035	6412	6739	7148	7532	8051	8787
			<p>OVERALL DIMENSIONS</p> <p>W D H</p>			<p>SEAT DIMENSIONS</p> <p>W D H</p>			<p>BACK DIMENSIONS</p> <p>W H</p>					
			IN 78	30	32	78	19	18	78	14				
			MM 1981	762	813	1981	483	457	1981	356				
			RTA 00	1 per carton										
 <p>Three Seater - Standard Back w/Uph Arms COM: 10 YD 9.14 M Unit weight: 140 LB 63.6 KG Carton weight: 170 LB 77.11 KG Carton volume: 60.5 FT³ 1.71 MT³</p>	<p>For power/USB unit, please see electrical placement chart.</p> <p>Ganging not available.</p> <p>Add \$137, \$84 for (S2), (SE) Add \$1067 for 72 lbs. (CW), (C6) Add \$179 for (SU) or \$655 for (BS) Add \$28 for (TP) Add \$243 for (MB)</p>	R27807B	4377	4697	4968	5277	5788	6257	6728	7137	7648	8128	8777	9697
		R27807SB	5125	5445	5716	6025	6536	7005	7476	7885	8396	8876	9525	10445
			<p>OVERALL DIMENSIONS</p> <p>W D H</p>			<p>SEAT DIMENSIONS</p> <p>W D H</p>			<p>BACK DIMENSIONS</p> <p>W H</p>					
			IN 85	30	32	78	19	18	78	14				
			MM 2159	762	813	1981	483	457	1981	356				
			RTA 00	1 per carton										

DESCRIPTION FEATURES MODEL# STANDARD TEXTILE GRADES



Three Seater - Standard Back w/Uph Arms (Left/Right)
 COM: 9 YD | 8.23 M
 Unit weight: 130 LB | 59.1 KG
 Carton weight: 160 LB | 72.57 KG
 Carton volume: 60.5 FT³ | 1.71 MT³

For power/USB unit, please see electrical placement chart.

Includes ganging hardware (1 side only).

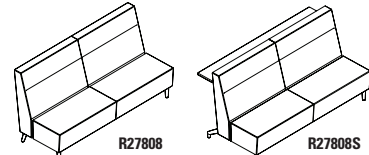
Add \$120, \$84 for (S2), (SE)
 Add \$1067 for 72 lbs. (CW), (C6)
 Add \$179 for (SU) or \$655 for (BS)
 Add \$28 for (TP)
 Add \$243 for (MB)

	1	2	3	4	5	6	7	8	9	10	11	12
R27807L	4080	4368	4612	4890	5350	5772	6196	6564	7024	7456	8040	8868
R27807R												
R27807SL	4828	5116	5360	5638	6098	6520	6944	7312	7772	8204	8788	9616
R27807SR												

shelf model in W81.5 D40.5 H32 | MM W2070 D1029 H813

OVERALL DIMENSIONS			SEAT DIMENSIONS			BACK DIMENSIONS		
W	D	H	W	D	H	W	H	
IN 81.5	30	32	78	19	18	78	14	
MM 2070	762	813	1981	483	457	1981	356	

RTA 00 1 per carton



Three Seater - High Back
 COM: 9.25 YD | 8.46 M
 Unit weight: 138 LB | 62.7 KG
 Carton weight: 177 LB | 80.29 KG
 Carton volume: 69.75 FT³ | 1.97 MT³

For power/USB unit, please see electrical placement chart.

Includes ganging hardware (2 sides).

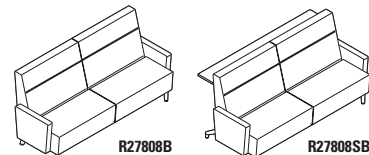
Add \$136, \$84 for (S2), (SE)
 Add \$1067 for 72 lbs. (CW), (C6)
 Add \$179 for (SU) or \$655 for (BS)
 Add \$28 for (TP)
 Add \$243 for (MB)

	1	2	3	4	5	6	7	8	9	10	11	12
R27808	4486	4782	5032	5319	5791	6225	6660	7039	7511	7955	8556	9407
R27808S	5234	5530	5780	6067	6539	6973	7408	7787	8259	8703	9304	10155

shelf model in W78 D41 H41.5 | MM W1981 D1041 H1054

OVERALL DIMENSIONS			SEAT DIMENSIONS			BACK DIMENSIONS		
W	D	H	W	D	H	W	H	
IN 78	30.5	41.5	78	19	18	78	23.5	
MM 1981	775	1054	1981	483	457	1981	597	

RTA 00 1 per carton



Three Seater - High Back w/Uph Arms
 COM: 11.25 YD | 10.29 M
 Unit weight: 158 LB | 71.8 KG
 Carton weight: 190.5 LB | 86.41 KG
 Carton volume: 69.75 FT³ | 1.97 MT³

For power/USB unit, please see electrical placement chart.

Ganging not available.

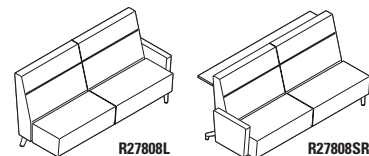
Add \$175, \$84 for (S2), (SE)
 Add \$1067 for 72 lbs. (CW), (C6)
 Add \$179 for (SU) or \$655 for (BS)
 Add \$28 for (TP)
 Add \$243 for (MB)

	1	2	3	4	5	6	7	8	9	10	11	12
R27808B	5080	5440	5744	6093	6667	7195	7724	8185	8759	9299	10030	11065
R27808SB	5828	6188	6492	6841	7415	7943	8472	8933	9507	10047	10778	11813

shelf model in W85 D41 H41.5 | MM W2159 D1041 H1054

OVERALL DIMENSIONS			SEAT DIMENSIONS			BACK DIMENSIONS		
W	D	H	W	D	H	W	H	
IN 85	30.5	41.5	78	19	18	78	23.5	
MM 2159	775	1054	1981	483	457	1981	597	

RTA 00 1 per carton



Three Seater - High Back w/Uph Arms (Left/Right)
 COM: 10.25 YD | 9.37 M
 Unit weight: 148 LB | 67.3 KG
 Carton weight: 180.5 LB | 81.87 KG
 Carton volume: 76.75 FT³ | 2.17 MT³

For power/USB unit, please see electrical placement chart.

Includes ganging hardware (1 side only).

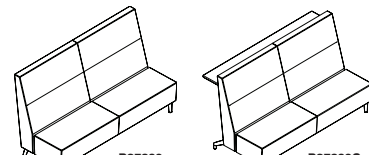
Add \$155, \$84 for (S2), (SE)
 Add \$1067 for 72 lbs. (CW), (C6)
 Add \$179 for (SU) or \$655 for (BS)
 Add \$28 for (TP)
 Add \$243 for (MB)

	1	2	3	4	5	6	7	8	9	10	11	12
R27808L	4783	5111	5388	5706	6229	6710	7192	7612	8135	8627	9293	10236
R27808R												
R27808SL	5531	5859	6136	6454	6977	7458	7940	8360	8883	9375	10041	10984
R27808SR												

shelf model in W81.5 D41 H41.5 | MM W2070 D1041 H1054

OVERALL DIMENSIONS			SEAT DIMENSIONS			BACK DIMENSIONS		
W	D	H	W	D	H	W	H	
IN 81.5	30.5	41.5	78	19	18	78	23.5	
MM 2070	775	1054	1981	483	457	1981	597	

RTA 00 1 per carton



Three Seater - Extended Back
 COM: 10 YD | 9.14 M
 Unit weight: 135 LB | 61.4 KG
 Carton weight: 165 LB | 74.84 KG
 Carton volume: 79.25 FT³ | 2.24 MT³

For power/USB unit, please see electrical placement chart.

Includes ganging hardware (2 sides).

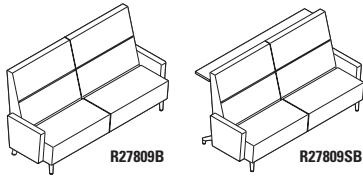
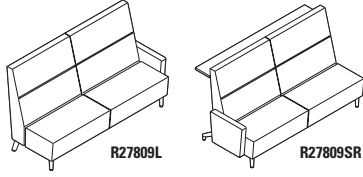
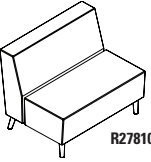
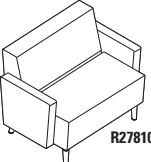
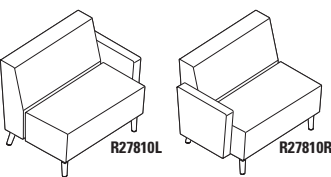
Add \$143, \$84 for (S2), (SE)
 Add \$1067 for 72 lbs. (CW), (C6)
 Add \$179 for (SU) or \$655 for (BS)
 Add \$28 for (TP)
 Add \$243 for (MB)


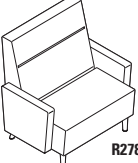
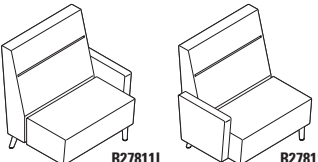

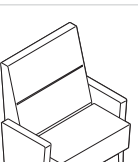
	1	2	3	4	5	6	7	8	9	10	11	12
R27809	4764	5084	5355	5664	6175	6644	7115	7524	8035	8515	9164	10084
R27809S	5512	5832	6103	6412	6923	7392	7863	8272	8783	9263	9912	10832

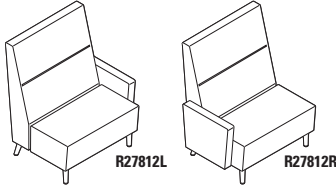
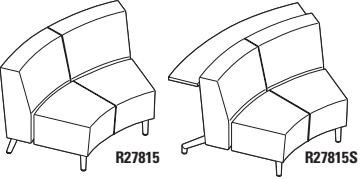
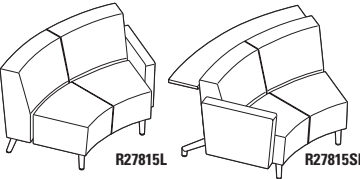
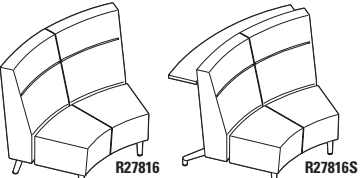
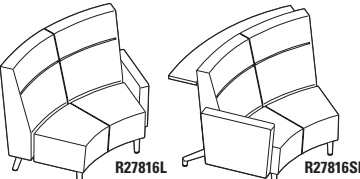
shelf model in W78 D41.5 H47 | MM W1981 D1054 H1194

OVERALL DIMENSIONS			SEAT DIMENSIONS			BACK DIMENSIONS		
W	D	H	W	D	H	W	H	
IN 78	31	47	78	19	18	78	29	
MM 1981	787	1194	1981	483	457	1981	737	

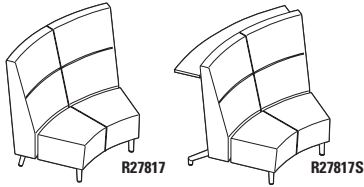
RTA 00 1 per carton

DESCRIPTION	FEATURES	MODEL#	STANDARD TEXTILE GRADES																																	
			1	2	3	4	5	6	7	8	9	10	11	12																						
 <p>R27809B R27809SB</p> <p>Three Seater - Extended Back w/Uph Arms COM: 12 YD 10.97 M Unit weight: 155 LB 70.5 KG Carton weight: 190 LB 86.18 KG Carton volume: 86.25 FT³ 2.44 MT³</p>	<p>For power/USB unit, please see electrical placement chart.</p> <p>Ganging not available.</p> <p>Add \$174, \$84 for (S2), (SE) Add \$1067 for 72 lbs. (CW), (C6) Add \$179 for (SU) or \$655 for (BS) Add \$28 for (TP) Add \$243 for (MB)</p>	<p>R27809B 5358 5742 6067 6438 7051 7614 8179 8670 9283 9859 10638 11742</p> <p>R27809SB 6106 6490 6815 7186 7799 8362 8927 9418 10031 10607 11386 12490</p> <p>shelf model in W85 D41.5 H47 MM W2159 D1054 H1194</p>																																		
		<p>OVERALL DIMENSIONS</p> <table border="1"> <tr><th>W</th><th>D</th><th>H</th></tr> <tr><td>IN 85</td><td>31</td><td>47</td></tr> <tr><td>MM 2159</td><td>787</td><td>1194</td></tr> </table> <p>SEAT DIMENSIONS</p> <table border="1"> <tr><th>W</th><th>D</th><th>H</th></tr> <tr><td>IN 78</td><td>19</td><td>18</td></tr> <tr><td>MM 1981</td><td>483</td><td>457</td></tr> </table> <p>BACK DIMENSIONS</p> <table border="1"> <tr><th>W</th><th>H</th></tr> <tr><td>IN 78</td><td>29</td></tr> <tr><td>MM 1981</td><td>737</td></tr> </table> <p>RTA 00 1 per carton</p>	W	D	H	IN 85	31	47	MM 2159	787	1194	W	D	H	IN 78	19	18	MM 1981	483	457	W	H	IN 78	29	MM 1981	737										
W	D	H																																		
IN 85	31	47																																		
MM 2159	787	1194																																		
W	D	H																																		
IN 78	19	18																																		
MM 1981	483	457																																		
W	H																																			
IN 78	29																																			
MM 1981	737																																			
 <p>R27809L R27809SR</p> <p>Three Seater - Extended Back w/Uph Arms (Left/Right) COM: 11 YD 10.06 M Unit weight: 145 LB 65.9 KG Carton weight: 180 LB 81.65 KG Carton volume: 86.25 FT³ 2.44 MT³</p>	<p>For power/USB unit, please see electrical placement chart.</p> <p>Includes ganging hardware (1 side only).</p> <p>Add \$162, \$84 for (S2), (SE) Add \$1067 for 72 lbs. (CW), (C6) Add \$179 for (SU) or \$655 for (BS) Add \$28 for (TP) Add \$243 for (MB)</p>	<p>R27809L 5061 5413 5711 6051 6613 7129 7647 8097 8659 9187 9901 10913</p> <p>R27809R</p> <p>R27809SL 5809 6161 6459 6799 7361 7877 8395 8845 9407 9935 10649 11661</p> <p>R27809SR</p> <p>shelf model in W81.5 D41.5 H47 MM W2070 D1054 H1194</p>																																		
		<p>OVERALL DIMENSIONS</p> <table border="1"> <tr><th>W</th><th>D</th><th>H</th></tr> <tr><td>IN 81.5</td><td>31</td><td>47</td></tr> <tr><td>MM 2070</td><td>787</td><td>1194</td></tr> </table> <p>SEAT DIMENSIONS</p> <table border="1"> <tr><th>W</th><th>D</th><th>H</th></tr> <tr><td>IN 78</td><td>19</td><td>18</td></tr> <tr><td>MM 1981</td><td>483</td><td>457</td></tr> </table> <p>BACK DIMENSIONS</p> <table border="1"> <tr><th>W</th><th>H</th></tr> <tr><td>IN 78</td><td>29</td></tr> <tr><td>MM 1981</td><td>737</td></tr> </table> <p>RTA 00 1 per carton</p>	W	D	H	IN 81.5	31	47	MM 2070	787	1194	W	D	H	IN 78	19	18	MM 1981	483	457	W	H	IN 78	29	MM 1981	737										
W	D	H																																		
IN 81.5	31	47																																		
MM 2070	787	1194																																		
W	D	H																																		
IN 78	19	18																																		
MM 1981	483	457																																		
W	H																																			
IN 78	29																																			
MM 1981	737																																			
 <p>R27810</p> <p>Bariatric Lounge Chair - Standard Back COM: 4.25 YD 3.89 M Unit weight: 69 LB 31.4 KG Carton weight: 90 LB 40.82 KG Carton volume: 28.75 FT³ 0.81 MT³</p>	<p>For power/USB unit, please see electrical placement chart.</p> <p>Includes ganging hardware (2 sides).</p> <p>Add \$61, \$52 for (S2), (SE) Add \$533 for 36 lbs. (CW) Add \$83 for (SU) or \$387 for (BS) Add \$28 for (TP) Add \$122 for (MB)</p>	<p>R27810 2303 2439 2554 2686 2902 3102 3302 3476 3693 3897 4173 4564</p>																																		
		<p>OVERALL DIMENSIONS</p> <table border="1"> <tr><th>W</th><th>D</th><th>H</th></tr> <tr><td>IN 39</td><td>30</td><td>32</td></tr> <tr><td>MM 991</td><td>762</td><td>813</td></tr> </table> <p>SEAT DIMENSIONS</p> <table border="1"> <tr><th>W</th><th>D</th><th>H</th></tr> <tr><td>IN 39</td><td>19</td><td>18</td></tr> <tr><td>MM 991</td><td>483</td><td>457</td></tr> </table> <p>BACK DIMENSIONS</p> <table border="1"> <tr><th>W</th><th>H</th></tr> <tr><td>IN 39</td><td>14</td></tr> <tr><td>MM 991</td><td>356</td></tr> </table> <p>RTA 00 1 per carton</p>	W	D	H	IN 39	30	32	MM 991	762	813	W	D	H	IN 39	19	18	MM 991	483	457	W	H	IN 39	14	MM 991	356										
W	D	H																																		
IN 39	30	32																																		
MM 991	762	813																																		
W	D	H																																		
IN 39	19	18																																		
MM 991	483	457																																		
W	H																																			
IN 39	14																																			
MM 991	356																																			
 <p>R27810B</p> <p>Bariatric Lounge Chair - Standard Back w/Uph Arms COM: 6.25 YD 5.72 M Unit weight: 89 LB 40.5 KG Carton weight: 108 LB 48.99 KG Carton volume: 33 FT³ 0.93 MT³</p>	<p>For power/USB unit, please see electrical placement chart.</p> <p>Ganging not available.</p> <p>Add \$102, \$52 for (S2), (SE) Add \$533 for 36 lbs. (CW) Add \$83 for (SU) or \$387 for (BS) Add \$28 for (TP) Add \$122 for (MB)</p>	<p>R27810B 2897 3097 3266 3460 3778 4072 4366 4622 4941 5241 5647 6222</p>																																		
		<p>OVERALL DIMENSIONS</p> <table border="1"> <tr><th>W</th><th>D</th><th>H</th></tr> <tr><td>IN 46</td><td>30</td><td>32</td></tr> <tr><td>MM 1168</td><td>762</td><td>813</td></tr> </table> <p>SEAT DIMENSIONS</p> <table border="1"> <tr><th>W</th><th>D</th><th>H</th></tr> <tr><td>IN 39</td><td>19</td><td>18</td></tr> <tr><td>MM 991</td><td>483</td><td>457</td></tr> </table> <p>BACK DIMENSIONS</p> <table border="1"> <tr><th>W</th><th>H</th></tr> <tr><td>IN 39</td><td>14</td></tr> <tr><td>MM 991</td><td>356</td></tr> </table> <p>RTA 00 1 per carton</p>	W	D	H	IN 46	30	32	MM 1168	762	813	W	D	H	IN 39	19	18	MM 991	483	457	W	H	IN 39	14	MM 991	356										
W	D	H																																		
IN 46	30	32																																		
MM 1168	762	813																																		
W	D	H																																		
IN 39	19	18																																		
MM 991	483	457																																		
W	H																																			
IN 39	14																																			
MM 991	356																																			
 <p>R27810L R27810R</p> <p>Bariatric Lounge Chair - Standard Back w/Uph Arms (Left/Right) COM: 5.25 YD 4.8 M Unit weight: 79 LB 35.9 KG Carton weight: 98 LB 44.45 KG Carton volume: 33 FT³ 0.93 MT³</p>	<p>For power/USB unit, please see electrical placement chart.</p> <p>Includes ganging hardware (1 side only).</p> <p>Add \$82, \$52 for (S2), (SE) Add \$533 for 36 lbs. (CW) Add \$83 for (SU) or \$387 for (BS) Add \$28 for (TP) Add \$122 for (MB)</p>	<p>R27810L 2600 2768 2910 3073 3340 3587 3834 4049 4317 4569 4910 5393</p> <p>R27810R</p>																																		
		<p>OVERALL DIMENSIONS</p> <table border="1"> <tr><th>W</th><th>D</th><th>H</th></tr> <tr><td>IN 42.5</td><td>30</td><td>32</td></tr> <tr><td>MM 1080</td><td>762</td><td>813</td></tr> </table> <p>SEAT DIMENSIONS</p> <table border="1"> <tr><th>W</th><th>D</th><th>H</th></tr> <tr><td>IN 39</td><td>19</td><td>18</td></tr> <tr><td>MM 991</td><td>483</td><td>457</td></tr> </table> <p>BACK DIMENSIONS</p> <table border="1"> <tr><th>W</th><th>H</th></tr> <tr><td>IN 39</td><td>14</td></tr> <tr><td>MM 991</td><td>356</td></tr> </table> <p>RTA 00 1 per carton</p>	W	D	H	IN 42.5	30	32	MM 1080	762	813	W	D	H	IN 39	19	18	MM 991	483	457	W	H	IN 39	14	MM 991	356										
W	D	H																																		
IN 42.5	30	32																																		
MM 1080	762	813																																		
W	D	H																																		
IN 39	19	18																																		
MM 991	483	457																																		
W	H																																			
IN 39	14																																			
MM 991	356																																			

DESCRIPTION	FEATURES	MODEL#	STANDARD TEXTILE GRADES													
			1	2	3	4	5	6	7	8	9	10	11	12		
 <p>R27811</p> <p>Bariatric Lounge Chair - High Back COM: 4.75 YD 4.34 M Unit weight: 77 LB 35 KG Carton weight: 98 LB 44.45 KG Carton volume: 36 FT³ 1.01 MT³</p>	<p>For power/USB unit, please see electrical placement chart.</p> <p>Includes ganging hardware (2 sides).</p> <p>Add \$81, \$52 for (S2), (SE) Add \$533 for 36 lbs. (CW) Add \$83 for (SU) or \$387 for (BS) Add \$28 for (TP) Add \$122 for (MB)</p>	R27811	2585	2737	2865	3013	3255	3478	3701	3896	4138	4366	4675	5112		
		OVERALL DIMENSIONS W D H			SEAT DIMENSIONS W D H			BACK DIMENSIONS W H								
		IN	39	30.5	41.5	39	19	18	39	23.5						
		MM	991	775	1054	991	483	457	991	597						
				RTA 00	1 per carton											
 <p>R27811B</p> <p>Bariatric Lounge Chair - High Back w/Uph Arms COM: 6.75 YD 6.17 M Unit weight: 97 LB 44.1 KG Carton weight: 117.5 LB 53.3 KG Carton volume: 42.25 FT³ 1.19 MT³</p>	<p>For power/USB unit, please see electrical placement chart.</p> <p>Ganging not available.</p> <p>Add \$120, \$52 for (S2), (SE) Add \$533 for 36 lbs. (CW) Add \$83 for (SU) or \$387 for (BS) Add \$28 for (TP) Add \$122 for (MB)</p>	R27811B	3179	3395	3577	3787	4131	4448	4765	5042	5386	5710	6149	6770		
		OVERALL DIMENSIONS W D H			SEAT DIMENSIONS W D H			BACK DIMENSIONS W H								
		IN	46	30.5	41.5	39	19	18	39	23.5						
		MM	1168	775	1054	991	483	457	991	597						
				RTA 00	1 per carton											
 <p>R27811L R27811R</p> <p>Bariatric Lounge Chair - High Back w/Uph Arms (Left/Right) COM: 5.75 YD 5.26 M Unit weight: 87 LB 39.5 KG Carton weight: 107.5 LB 48.76 KG Carton volume: 42.25 FT³ 1.19 MT³</p>	<p>For power/USB unit, please see electrical placement chart.</p> <p>Includes ganging hardware (1 side only).</p> <p>Add \$100, \$52 for (S2), (SE) Add \$533 for 36 lbs. (CW) Add \$83 for (SU) or \$387 for (BS) Add \$28 for (TP) Add \$122 for (MB)</p>	R27811L	2882	3066	3221	3400	3693	3963	4233	4469	4762	5038	5412	5941		
		OVERALL DIMENSIONS W D H			SEAT DIMENSIONS W D H			BACK DIMENSIONS W H								
		IN	42.5	30.5	41.5	39	19	18	39	23.5						
		MM	1080	775	1054	991	483	457	991	597						
				RTA 00	1 per carton											
 <p>R27812</p> <p>Bariatric Lounge Chair - Extended Back COM: 5.25 YD 4.8 M Unit weight: 91 LB 41.4 KG Carton weight: 115 LB 52.16 KG Carton volume: 41 FT³ 1.16 MT³</p>	<p>For power/USB unit, please see electrical placement chart.</p> <p>Includes ganging hardware (2 sides).</p> <p>Add \$85, \$52 for (S2), (SE) Add \$533 for 36 lbs. (CW) Add \$83 for (SU) or \$387 for (BS) Add \$28 for (TP) Add \$122 for (MB)</p>	R27812	2697	2865	3007	3170	3437	3684	3931	4146	4414	4666	5007	5490		
		OVERALL DIMENSIONS W D H			SEAT DIMENSIONS W D H			BACK DIMENSIONS W H								
		IN	39	31	47	39	19	18	39	29						
		MM	991	787	1194	991	483	457	991	737						
				RTA 00	1 per carton											
 <p>R27812B</p> <p>Bariatric Lounge Chair - Extended Back w/Uph Arms COM: 7.25 YD 6.63 M Unit weight: 111 LB 50.5 KG Carton weight: 132.5 LB 60.1 KG Carton volume: 47.25 FT³ 1.33 MT³</p>	<p>For power/USB unit, please see electrical placement chart.</p> <p>Ganging not available.</p> <p>Add \$127, \$52 for (S2), (SE) Add \$533 for 36 lbs. (CW) Add \$83 for (SU) or \$387 for (BS) Add \$28 for (TP) Add \$122 for (MB)</p>	R27812B	3291	3523	3719	3944	4313	4654	4995	5292	5662	6010	6481	7148		
		OVERALL DIMENSIONS W D H			SEAT DIMENSIONS W D H			BACK DIMENSIONS W H								
		IN	46	31	47	39	19	18	39	29						
		MM	1168	787	1194	991	483	457	991	737						
				RTA 00	1 per carton											

DESCRIPTION	FEATURES	MODEL#	STANDARD TEXTILE GRADES																																				
			1	2	3	4	5	6	7	8	9	10	11	12																									
 <p>Bariatric Lounge Chair - Extended Back w/Uph Arms (Left/Right) COM: 6.25 YD 5.72 M Unit weight: 101 LB 45.9 KG Carton weight: 122.5 LB 55.57 KG Carton volume: 47.25 FT³ 1.33 MT³</p>	<p>For power/USB unit, please see electrical placement chart.</p> <p>Includes ganging hardware (1 side only).</p> <p>Add \$106, \$52 for (S2), (SE) Add \$533 for 36 lbs. (CW) Add \$83 for (SU) or \$387 for (BS) Add \$28 for (TP) Add \$122 for (MB)</p>	R27812L	2994	3194	3363	3557	3875	4169	4463	4719	5038	5338	5744	6319																									
		<p>OVERALL DIMENSIONS</p> <table border="1"> <tr> <th>W</th> <th>D</th> <th>H</th> <th>W</th> <th>D</th> <th>H</th> <th>W</th> <th>H</th> </tr> <tr> <td>IN 42.5</td> <td>31</td> <td>47</td> <td>39</td> <td>19</td> <td>18</td> <td>39</td> <td>29</td> </tr> <tr> <td>MM 1080</td> <td>787</td> <td>1194</td> <td>991</td> <td>483</td> <td>457</td> <td>991</td> <td>737</td> </tr> </table> <p>SEAT DIMENSIONS</p> <table border="1"> <tr> <th>W</th> <th>D</th> <th>H</th> </tr> <tr> <td>IN 42.5</td> <td>31</td> <td>47</td> </tr> <tr> <td>MM 1080</td> <td>787</td> <td>1194</td> </tr> </table> <p>BACK DIMENSIONS</p> <table border="1"> <tr> <th>W</th> <th>H</th> </tr> <tr> <td>IN 39</td> <td>29</td> </tr> <tr> <td>MM 991</td> <td>737</td> </tr> </table> <p>RTA 00 1 per carton</p>	W	D	H	W	D	H	W	H	IN 42.5	31	47	39	19	18	39	29	MM 1080	787	1194	991	483	457	991	737	W	D	H	IN 42.5	31	47	MM 1080	787	1194	W	H	IN 39	29
W	D	H	W	D	H	W	H																																
IN 42.5	31	47	39	19	18	39	29																																
MM 1080	787	1194	991	483	457	991	737																																
W	D	H																																					
IN 42.5	31	47																																					
MM 1080	787	1194																																					
W	H																																						
IN 39	29																																						
MM 991	737																																						
 <p>IS Curve Two Seater - Standard Back COM: 5 YD 4.57 M Unit weight: 67 LB 30.5 KG Carton weight: 93 LB 42.18 KG Carton volume: 42.75 FT³ 1.21 MT³</p>	<p>For power/USB unit, please see electrical placement chart.</p> <p>Includes ganging hardware (2 sides).</p> <p>Add \$85, \$61 for (S2), (SE) Add \$1067 for 72 lbs. (CW), (C6) Add \$108 for (SU) or \$446 for (BS) Add \$35 for (TP) Add \$161 for (MB)</p>	R27815	2643	2803	2938	3093	3348	3583	3818	4023	4278	4518	4843	5303																									
		<p>R27815S</p> <p>shelf model IN W58 D40.5 H32 MM W1473 D1029 H813</p> <p>OVERALL DIMENSIONS</p> <table border="1"> <tr> <th>W</th> <th>D</th> <th>H</th> <th>W</th> <th>D</th> <th>H</th> <th>W</th> <th>H</th> </tr> <tr> <td>IN 50.5</td> <td>30</td> <td>32</td> <td>42</td> <td>19</td> <td>18</td> <td>51</td> <td>14</td> </tr> <tr> <td>MM 1283</td> <td>762</td> <td>813</td> <td>1067</td> <td>483</td> <td>457</td> <td>1295</td> <td>356</td> </tr> </table> <p>SEAT DIMENSIONS</p> <table border="1"> <tr> <th>W</th> <th>D</th> <th>H</th> </tr> <tr> <td>IN 50.5</td> <td>30</td> <td>32</td> </tr> <tr> <td>MM 1283</td> <td>762</td> <td>813</td> </tr> </table> <p>BACK DIMENSIONS</p> <table border="1"> <tr> <th>W</th> <th>H</th> </tr> <tr> <td>IN 51</td> <td>14</td> </tr> <tr> <td>MM 1295</td> <td>356</td> </tr> </table> <p>RTA 00 1 per carton</p>	W	D	H	W	D	H	W	H	IN 50.5	30	32	42	19	18	51	14	MM 1283	762	813	1067	483	457	1295	356	W	D	H	IN 50.5	30	32	MM 1283	762	813	W	H	IN 51	14
W	D	H	W	D	H	W	H																																
IN 50.5	30	32	42	19	18	51	14																																
MM 1283	762	813	1067	483	457	1295	356																																
W	D	H																																					
IN 50.5	30	32																																					
MM 1283	762	813																																					
W	H																																						
IN 51	14																																						
MM 1295	356																																						
 <p>IS Curve Two Seater - Standard Back w/Uph Arms (Left/Right) COM: 6 YD 5.49 M Unit weight: 77 LB 35 KG Carton weight: 102 LB 46.27 KG Carton volume: 43.5 FT³ 1.23 MT³</p>	<p>For power/USB unit, please see electrical placement chart.</p> <p>Includes ganging hardware (1 side only).</p> <p>Add \$106, \$61 for (S2), (SE) Add \$1067 for 72 lbs. (CW), (C6) Add \$108 for (SU) or \$446 for (BS) Add \$35 for (TP) Add \$161 for (MB)</p>	R27815L	2940	3132	3294	3480	3786	4068	4350	4596	4902	5190	5580	6132																									
		<p>R27815SR</p> <p>shelf model IN W61.5 D40.5 H32 MM W1562 D1029 H813</p> <p>OVERALL DIMENSIONS</p> <table border="1"> <tr> <th>W</th> <th>D</th> <th>H</th> <th>W</th> <th>D</th> <th>H</th> <th>W</th> <th>H</th> </tr> <tr> <td>IN 54</td> <td>30</td> <td>32</td> <td>42</td> <td>19</td> <td>18</td> <td>51</td> <td>14</td> </tr> <tr> <td>MM 1372</td> <td>762</td> <td>813</td> <td>1067</td> <td>483</td> <td>457</td> <td>1295</td> <td>356</td> </tr> </table> <p>SEAT DIMENSIONS</p> <table border="1"> <tr> <th>W</th> <th>D</th> <th>H</th> </tr> <tr> <td>IN 54</td> <td>30</td> <td>32</td> </tr> <tr> <td>MM 1372</td> <td>762</td> <td>813</td> </tr> </table> <p>BACK DIMENSIONS</p> <table border="1"> <tr> <th>W</th> <th>H</th> </tr> <tr> <td>IN 51</td> <td>14</td> </tr> <tr> <td>MM 1295</td> <td>356</td> </tr> </table> <p>RTA 00 1 per carton</p>	W	D	H	W	D	H	W	H	IN 54	30	32	42	19	18	51	14	MM 1372	762	813	1067	483	457	1295	356	W	D	H	IN 54	30	32	MM 1372	762	813	W	H	IN 51	14
W	D	H	W	D	H	W	H																																
IN 54	30	32	42	19	18	51	14																																
MM 1372	762	813	1067	483	457	1295	356																																
W	D	H																																					
IN 54	30	32																																					
MM 1372	762	813																																					
W	H																																						
IN 51	14																																						
MM 1295	356																																						
 <p>IS Curve Two Seater - High Back COM: 5.5 YD 5.03 M Unit weight: 78 LB 35.5 KG Carton weight: 106 LB 48.08 KG Carton volume: 53.75 FT³ 1.52 MT³</p>	<p>For power/USB unit, please see electrical placement chart.</p> <p>Includes ganging hardware (2 sides).</p> <p>Add \$115, \$61 for (S2), (SE) Add \$1067 for 72 lbs. (CW), (C6) Add \$108 for (SU) or \$446 for (BS) Add \$35 for (TP) Add \$161 for (MB)</p>	R27816	3185	3361	3510	3680	3961	4219	4478	4703	4984	5248	5605	6111																									
		<p>R27816S</p> <p>shelf model IN W58.5 D41 H41.5 MM W1486 D1041 H1054</p> <p>OVERALL DIMENSIONS</p> <table border="1"> <tr> <th>W</th> <th>D</th> <th>H</th> <th>W</th> <th>D</th> <th>H</th> <th>W</th> <th>H</th> </tr> <tr> <td>IN 51</td> <td>30.5</td> <td>41.5</td> <td>42</td> <td>19</td> <td>18</td> <td>51</td> <td>23.5</td> </tr> <tr> <td>MM 1295</td> <td>775</td> <td>1054</td> <td>1067</td> <td>483</td> <td>457</td> <td>1295</td> <td>597</td> </tr> </table> <p>SEAT DIMENSIONS</p> <table border="1"> <tr> <th>W</th> <th>D</th> <th>H</th> </tr> <tr> <td>IN 51</td> <td>30.5</td> <td>41.5</td> </tr> <tr> <td>MM 1295</td> <td>775</td> <td>1054</td> </tr> </table> <p>BACK DIMENSIONS</p> <table border="1"> <tr> <th>W</th> <th>H</th> </tr> <tr> <td>IN 51</td> <td>23.5</td> </tr> <tr> <td>MM 1295</td> <td>597</td> </tr> </table> <p>RTA 00 1 per carton</p>	W	D	H	W	D	H	W	H	IN 51	30.5	41.5	42	19	18	51	23.5	MM 1295	775	1054	1067	483	457	1295	597	W	D	H	IN 51	30.5	41.5	MM 1295	775	1054	W	H	IN 51	23.5
W	D	H	W	D	H	W	H																																
IN 51	30.5	41.5	42	19	18	51	23.5																																
MM 1295	775	1054	1067	483	457	1295	597																																
W	D	H																																					
IN 51	30.5	41.5																																					
MM 1295	775	1054																																					
W	H																																						
IN 51	23.5																																						
MM 1295	597																																						
 <p>IS Curve Two Seater - High Back w/Uph Arms (Left/Right) COM: 6.5 YD 5.94 M Unit weight: 88 LB 40 KG Carton weight: 115 LB 52.16 KG Carton volume: 55.5 FT³ 1.57 MT³</p>	<p>For power/USB unit, please see electrical placement chart.</p> <p>Includes ganging hardware (1 side only).</p> <p>Add \$134, \$61 for (S2), (SE) Add \$1067 for 72 lbs. (CW), (C6) Add \$108 for (SU) or \$446 for (BS) Add \$35 for (TP) Add \$161 for (MB)</p>	R27816L	3482	3690	3866	4067	4399	4704	5010	5276	5608	5920	6342	6940																									
		<p>R27816SR</p> <p>shelf model IN W62 D41 H41.5 MM W1575 D1041 H1054</p> <p>OVERALL DIMENSIONS</p> <table border="1"> <tr> <th>W</th> <th>D</th> <th>H</th> <th>W</th> <th>D</th> <th>H</th> <th>W</th> <th>H</th> </tr> <tr> <td>IN 54.5</td> <td>30.5</td> <td>41.5</td> <td>42</td> <td>19</td> <td>18</td> <td>51</td> <td>23.5</td> </tr> <tr> <td>MM 1384</td> <td>775</td> <td>1054</td> <td>1067</td> <td>483</td> <td>457</td> <td>1295</td> <td>597</td> </tr> </table> <p>SEAT DIMENSIONS</p> <table border="1"> <tr> <th>W</th> <th>D</th> <th>H</th> </tr> <tr> <td>IN 54.5</td> <td>30.5</td> <td>41.5</td> </tr> <tr> <td>MM 1384</td> <td>775</td> <td>1054</td> </tr> </table> <p>BACK DIMENSIONS</p> <table border="1"> <tr> <th>W</th> <th>H</th> </tr> <tr> <td>IN 51</td> <td>23.5</td> </tr> <tr> <td>MM 1295</td> <td>597</td> </tr> </table> <p>RTA 00 1 per carton</p>	W	D	H	W	D	H	W	H	IN 54.5	30.5	41.5	42	19	18	51	23.5	MM 1384	775	1054	1067	483	457	1295	597	W	D	H	IN 54.5	30.5	41.5	MM 1384	775	1054	W	H	IN 51	23.5
W	D	H	W	D	H	W	H																																
IN 54.5	30.5	41.5	42	19	18	51	23.5																																
MM 1384	775	1054	1067	483	457	1295	597																																
W	D	H																																					
IN 54.5	30.5	41.5																																					
MM 1384	775	1054																																					
W	H																																						
IN 51	23.5																																						
MM 1295	597																																						

DESCRIPTION FEATURES MODEL# STANDARD TEXTILE GRADES



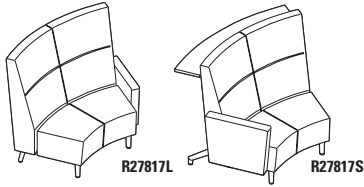
IS Curve Two Seater - Extended Back
 COM: 6 YD | 5.49 M
 Unit weight: 84 LB | 38.2 KG
 Carton weight: 118 LB | 53.52 KG
 Carton volume: 61 FT³ | 1.72 MT³

For power/USB unit, please see electrical placement chart.
 Includes ganging hardware (2 sides).
 Add \$123, \$61 for **(S2), (SE)**
 Add \$1067 for 72 lbs. **(CW), (C6)**
 Add \$108 for **(SU)** or \$446 for **(BS)**
 Add \$35 for **(TP)**
 Add \$161 for **(MB)**

	1	2	3	4	5	6	7	8	9	10	11	12
R27817	3498	3690	3852	4038	4344	4626	4908	5154	5460	5748	6138	6690
R27817S	4414	4606	4768	4954	5260	5542	5824	6070	6376	6664	7054	7606

shelf model in W59 D41.5 H47 | MM W1499 D1054 H1194

	OVERALL DIMENSIONS			SEAT DIMENSIONS			BACK DIMENSIONS					
	W	D	H	W	D	H	W	H				
IN	51.5	31	47	42	19	18	51	29				
MM	1308	787	1194	1067	483	457	1295	737				
RTA 00	1 per carton											



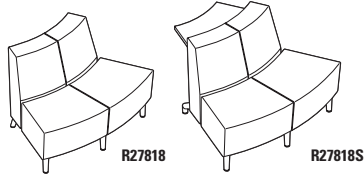
IS Curve Two Seater - Extended Back w/Uph Arms (Left/Right)
 COM: 7 YD | 6.4 M
 Unit weight: 94 LB | 42.7 KG
 Carton weight: 122 LB | 55.34 KG
 Carton volume: 62.25 FT³ | 1.76 MT³

For power/USB unit, please see electrical placement chart.
 Includes ganging hardware (1 side only).
 Add \$142, \$61 for **(S2), (SE)**
 Add \$1067 for 72 lbs. **(CW), (C6)**
 Add \$108 for **(SU)** or \$446 for **(BS)**
 Add \$35 for **(TP)**
 Add \$161 for **(MB)**

	1	2	3	4	5	6	7	8	9	10	11	12
R27817L	3795	4019	4208	4425	4782	5111	5440	5727	6084	6420	6875	7519
R27817R												
R27817SL	4711	4935	5124	5341	5698	6027	6356	6643	7000	7336	7791	8435
R27817SR												

shelf model in W62.5 D41.5 H47 | MM W1588 D1054 H1194

	OVERALL DIMENSIONS			SEAT DIMENSIONS			BACK DIMENSIONS					
	W	D	H	W	D	H	W	H				
IN	54	31	47	42	19	18	51	29				
MM	1372	787	1194	1067	483	457	1295	737				
RTA 00	1 per carton											



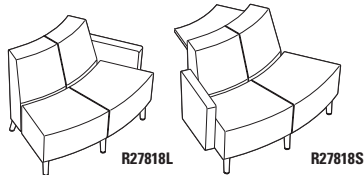
OS Curve Two Seater - Standard Back
 COM: 4.25 YD | 3.89 M
 Unit weight: 67 LB | 30.5 KG
 Carton weight: 93 LB | 42.18 KG
 Carton volume: 42.75 FT³ | 1.21 MT³

For power/USB unit, please see electrical placement chart.
 Includes ganging hardware (2 sides).
 Add \$75, \$68 for **(S2), (SE)**
 Add \$1067 for 72 lbs. **(CW), (C6)**
 Add \$108 for **(SU)** or \$536 for **(BS)**
 Add \$35 for **(TP)**
 Add \$161 for **(MB)**

	1	2	3	4	5	6	7	8	9	10	11	12
R27818	2699	2835	2950	3082	3298	3498	3698	3872	4089	4293	4569	4960
R27818S	3198	3334	3449	3581	3797	3997	4197	4371	4588	4792	5068	5459

shelf model in W50 D40.5 H32 | MM W1270 D1029 H813

	OVERALL DIMENSIONS			SEAT DIMENSIONS			BACK DIMENSIONS					
	W	D	H	W	D	H	W	H				
IN	50	30	32	50	19	18	36	14				
MM	1270	762	813	1270	483	457	914	356				
RTA 00	1 per carton											



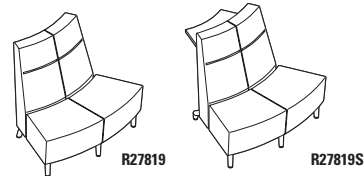
OS Curve Two Seater - Standard Back w/Uph Arms (Left/Right)
 COM: 5.25 YD | 4.8 M
 Unit weight: 77 LB | 35 KG
 Carton weight: 102 LB | 46.27 KG
 Carton volume: 43.5 FT³ | 1.23 MT³

For power/USB unit, please see electrical placement chart.
 Includes ganging hardware (1 side only).
 Add \$96, \$68 for **(S2), (SE)**
 Add \$1067 for 72 lbs. **(CW), (C6)**
 Add \$108 for **(SU)** or \$536 for **(BS)**
 Add \$35 for **(TP)**
 Add \$161 for **(MB)**

	1	2	3	4	5	6	7	8	9	10	11	12
R27818L	2996	3164	3306	3469	3736	3983	4230	4445	4713	4965	5306	5789
R27818R												
R27818SL	3495	3663	3805	3968	4235	4482	4729	4944	5212	5464	5805	6288
R27818SR												

shelf model in W53.5 D40.5 H32 | MM W1359 D1029 H813

	OVERALL DIMENSIONS			SEAT DIMENSIONS			BACK DIMENSIONS					
	W	D	H	W	D	H	W	H				
IN	53.5	30	32	50	19	18	36	14				
MM	1359	762	813	1270	483	457	914	356				
RTA 00	1 per carton											



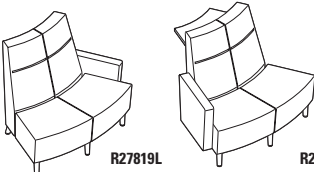
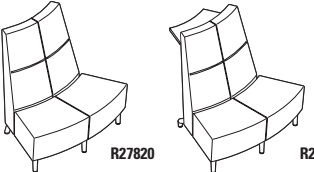
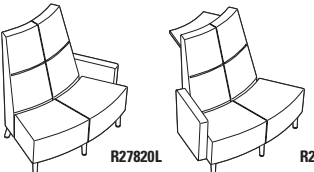
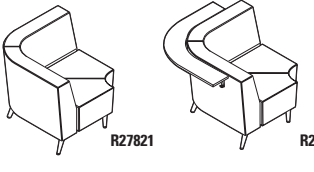
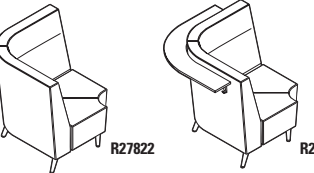
OS Curve Two Seater - High Back
 COM: 5.25 YD | 4.8 M
 Unit weight: 73 LB | 33.2 KG
 Carton weight: 101 LB | 45.81 KG
 Carton volume: 53.75 FT³ | 1.52 MT³

For power/USB unit, please see electrical placement chart.
 Includes ganging hardware (2 sides).
 Add \$99, \$68 for **(S2), (SE)**
 Add \$1067 for 72 lbs. **(CW), (C6)**
 Add \$108 for **(SU)** or \$536 for **(BS)**
 Add \$35 for **(TP)**
 Add \$161 for **(MB)**

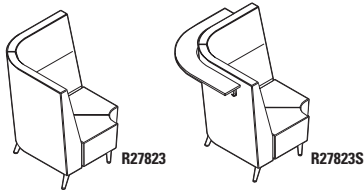
	1	2	3	4	5	6	7	8	9	10	11	12
R27819	3242	3410	3552	3715	3982	4229	4476	4691	4959	5211	5552	6035
R27819S	3741	3909	4051	4214	4481	4728	4975	5190	5458	5710	6051	6534

shelf model in W50 D41 H41.5 | MM W1270 D1041 H1054

	OVERALL DIMENSIONS			SEAT DIMENSIONS			BACK DIMENSIONS					
	W	D	H	W	D	H	W	H				
IN	50	30.5	41.5	50	19	18	32	23.5				
MM	1270	775	1054	1270	483	457	813	597				
RTA 00	1 per carton											

DESCRIPTION	FEATURES	MODEL#	STANDARD TEXTILE GRADES											
			1	2	3	4	5	6	7	8	9	10	11	12
 <p>OS Curve Two Seater - High Back w/Uph Arms (Left/Right) COM: 6.25 YD 5.72 M Unit weight: 83 LB 37.7 KG Carton weight: 110 LB 49.9 KG Carton volume: 55.5 FT³ 1.57 MT³</p>	<p>For power/USB unit, please see electrical placement chart.</p> <p>Includes ganging hardware (1 side only).</p> <p>Add \$118, \$68 for (S2), (SE) Add \$1067 for 72 lbs. (CW), (C6) Add \$108 for (SU) or \$536 for (BS) Add \$35 for (TP) Add \$161 for (MB)</p>	R27819L	3539	3739	3908	4102	4420	4714	5008	5264	5583	5883	6289	6864
		R27819SR	4038	4238	4407	4601	4919	5213	5507	5763	6082	6382	6788	7363
			<p>shelf model in W53.5 D41 H41.5 MM W1359 D1041 H1054</p>			<p>OVERALL DIMENSIONS</p> <p>W D H</p>			<p>SEAT DIMENSIONS</p> <p>W D H</p>			<p>BACK DIMENSIONS</p> <p>W H</p>		
			IN	53.5	30.5	41.5		50	19	18		32	23.5	
			MM	1359	775	1054		1270	483	457		813	597	
			RTA 00	1 per carton										
 <p>OS Curve Two Seater - Extended Back COM: 6.25 YD 5.72 M Unit weight: 75 LB 34.1 KG Carton weight: 109 LB 49.44 KG Carton volume: 61 FT³ 1.72 MT³</p>	<p>For power/USB unit, please see electrical placement chart.</p> <p>Includes ganging hardware (2 sides).</p> <p>Add \$104, \$68 for (S2), (SE) Add \$1067 for 72 lbs. (CW), (C6) Add \$108 for (SU) or \$536 for (BS) Add \$35 for (TP) Add \$161 for (MB)</p>	R27820	3553	3753	3922	4116	4434	4728	5022	5278	5597	5897	6303	6878
		R27820S	4052	4252	4421	4615	4933	5227	5521	5777	6096	6396	6802	7377
			<p>shelf model in W50 D41.5 H47 MM W1270 D1054 H1194</p>			<p>OVERALL DIMENSIONS</p> <p>W D H</p>			<p>SEAT DIMENSIONS</p> <p>W D H</p>			<p>BACK DIMENSIONS</p> <p>W H</p>		
			IN	50	31	47		50	19	18		28	29	
			MM	1270	787	1194		1270	483	457		711	737	
			RTA 00	1 per carton										
 <p>OS Curve Two Seater - Extended Back w/Uph Arms (Left/Right) COM: 7.25 YD 6.63 M Unit weight: 85 LB 38.6 KG Carton weight: 113 LB 51.26 KG Carton volume: 62.25 FT³ 1.76 MT³</p>	<p>For power/USB unit, please see electrical placement chart.</p> <p>Includes ganging hardware (1 side only).</p> <p>Add \$126, \$68 for (S2), (SE) Add \$1067 for 72 lbs. (CW), (C6) Add \$108 for (SU) or \$536 for (BS) Add \$35 for (TP) Add \$161 for (MB)</p>	R27820L	3850	4082	4278	4503	4872	5213	5554	5851	6221	6569	7040	7707
		R27820SR	4349	4581	4777	5002	5371	5712	6053	6350	6720	7068	7539	8206
			<p>shelf model in W53.5 D41.5 H47 MM W1359 D1054 H1194</p>			<p>OVERALL DIMENSIONS</p> <p>W D H</p>			<p>SEAT DIMENSIONS</p> <p>W D H</p>			<p>BACK DIMENSIONS</p> <p>W H</p>		
			IN	53.5	31	47		50	19	18		28	29	
			MM	1359	787	1194		1270	483	457		711	737	
			RTA 00	1 per carton										
 <p>90° Corner - Standard Back COM: 6 YD 5.49 M Unit weight: 79 LB 35.9 KG Carton weight: 105 LB 47.63 KG Carton volume: 35.5 FT³ 1 MT³</p>	<p>No power/USB unit.</p> <p>Includes ganging hardware (2 sides).</p> <p>Add \$95, \$47 for (S2), (SE) Add \$533 for 36 lbs. (CW), (C6) Add \$108 for (SU) or \$536 for (BS) Add \$35 for (TP) Add \$161 for (MB)</p>	R27821	3676	3868	4030	4216	4522	4804	5086	5332	5638	5926	6316	6868
		R27821S	4674	4866	5028	5214	5520	5802	6084	6330	6636	6924	7314	7866
			<p>shelf model in W48.5 D48.5 H32 MM W1232 D1232 H813</p>			<p>OVERALL DIMENSIONS</p> <p>W D H</p>			<p>SEAT DIMENSIONS</p> <p>W D H</p>			<p>BACK DIMENSIONS</p> <p>W H</p>		
			IN	37.5	37.5	32		24	19	18		24	14	
			MM	953	953	813		610	483	457		610	356	
			RTA 00	1 per carton										
 <p>90° Corner - High Back COM: 7.75 YD 7.09 M Unit weight: 95 LB 43.2 KG Carton weight: 119 LB 53.98 KG Carton volume: 44.5 FT³ 1.26 MT³</p>	<p>No power/USB unit.</p> <p>Includes ganging hardware (2 sides).</p> <p>Add \$127, \$47 for (S2), (SE) Add \$533 for 36 lbs. (CW), (C6) Add \$108 for (SU) or \$536 for (BS) Add \$35 for (TP) Add \$161 for (MB)</p>	R27822	4666	4914	5123	5364	5759	6123	6487	6805	7200	7572	8076	8789
		R27822S	5664	5912	6121	6362	6757	7121	7485	7803	8198	8570	9074	9787
			<p>shelf model in W49 D49 H41.5 MM W1245 D1245 H1054</p>			<p>OVERALL DIMENSIONS</p> <p>W D H</p>			<p>SEAT DIMENSIONS</p> <p>W D H</p>			<p>BACK DIMENSIONS</p> <p>W H</p>		
			IN	38.5	38.5	41.5		24	19	18		24	23.5	
			MM	978	978	1054		610	483	457		610	597	
			RTA 00	1 per carton										

DESCRIPTION FEATURES MODEL# STANDARD TEXTILE GRADES



90° Corner - Extended Back
 COM: 8.25 YD | 7.54 M
 Unit weight: 100 LB | 45.5 KG
 Carton weight: 128 LB | 58.06 KG
 Carton volume: 50.5 FT³ | 1.43 MT³

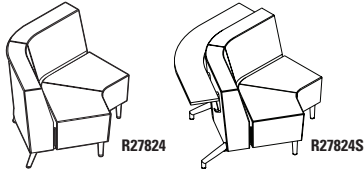
No power/USB unit.
 Includes ganging hardware (2 sides).
 Add \$131, \$47 for **(S2)**, **(SE)**
 Add \$533 for 36 lbs. **(CW)**, **(C6)**
 Add \$108 for **(SU)** or \$536 for **(BS)**
 Add \$35 for **(TP)**
 Add \$161 for **(MB)**

MODEL#	1	2	3	4	5	6	7	8	9	10	11	12
R27823	5181	5445	5668	5924	6344	6732	7120	7458	7879	8275	8811	9570
R27823S	6179	6443	6666	6922	7342	7730	8118	8456	8877	9273	9809	10568

shelf model IN W49.5 D49.5 H47 | MM W1257 D1257 H1194

	OVERALL DIMENSIONS			SEAT DIMENSIONS			BACK DIMENSIONS		
	W	D	H	W	D	H	W	H	
IN	39	39	47	24	19	18	24	29	
MM	991	991	1194	610	483	457	610	737	

RTA 00 1 per carton



120° Corner - Standard Back
 COM: 6 YD | 5.49 M
 Unit weight: 80 LB | 36.4 KG
 Carton weight: 109 LB | 49.44 KG
 Carton volume: 48.25 FT³ | 1.36 MT³

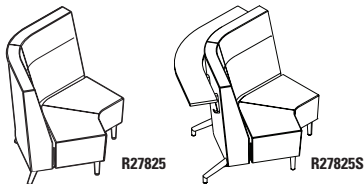
No power/USB unit.
 Includes ganging hardware (2 sides).
 Add \$91, \$63 for **(S2)**, **(SE)**
 Add \$533 for 36 lbs. **(CW)**, **(C6)**
 Add \$117 for **(SU)** or \$596 for **(BS)**
 Add \$35 for **(TP)**
 Add \$161 for **(MB)**

MODEL#	1	2	3	4	5	6	7	8	9	10	11	12
R27824	3676	3868	4030	4216	4522	4804	5086	5332	5638	5926	6316	6868
R27824S	4612	4804	4966	5152	5458	5740	6022	6268	6574	6862	7252	7804

shelf model IN W62.5 D40.5 H32 | MM W1588 D1029 H813

	OVERALL DIMENSIONS			SEAT DIMENSIONS			BACK DIMENSIONS		
	W	D	H	W	D	H	W	H	
IN	52.5	30	32	52	19	18	52	14	
MM	1334	762	813	1321	483	457	1321	356	

RTA 00 1 per carton



120° Corner - High Back
 COM: 7.75 YD | 7.09 M
 Unit weight: 89 LB | 40.5 KG
 Carton weight: 118 LB | 53.52 KG
 Carton volume: 60.5 FT³ | 1.71 MT³

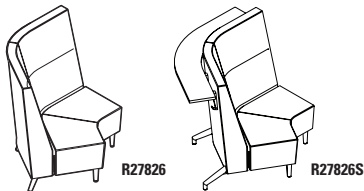
No power/USB unit.
 Includes ganging hardware (2 sides).
 Add \$120, \$63 for **(S2)**, **(SE)**
 Add \$533 for 36 lbs. **(CW)**, **(C6)**
 Add \$117 for **(SU)** or \$596 for **(BS)**
 Add \$35 for **(TP)**
 Add \$161 for **(MB)**

MODEL#	1	2	3	4	5	6	7	8	9	10	11	12
R27825	4666	4914	5123	5364	5759	6123	6487	6805	7200	7572	8076	8789
R27825S	5602	5850	6059	6300	6695	7059	7423	7741	8136	8508	9012	9725

shelf model IN W63.5 D41 H41.5 | MM W1613 D1041 H1054

	OVERALL DIMENSIONS			SEAT DIMENSIONS			BACK DIMENSIONS		
	W	D	H	W	D	H	W	H	
IN	53.5	30.5	41.5	41	21	18	51	23.5	
MM	1359	775	1054	1041	533	457	1295	597	

RTA 00 1 per carton



120° Corner - Extended Back
 COM: 8.25 YD | 7.54 M
 Unit weight: 91 LB | 41.4 KG
 Carton weight: 123 LB | 55.79 KG
 Carton volume: 68.75 FT³ | 1.94 MT³

No power/USB unit.
 Includes ganging hardware (2 sides).
 Add \$129, \$63 for **(S2)**, **(SE)**
 Add \$533 for 36 lbs. **(CW)**, **(C6)**
 Add \$117 for **(SU)** or \$596 for **(BS)**
 Add \$35 for **(TP)**
 Add \$161 for **(MB)**

MODEL#	1	2	3	4	5	6	7	8	9	10	11	12
R27826	5181	5445	5668	5924	6344	6732	7120	7458	7879	8275	8811	9570
R27826S	6116	6380	6603	6859	7279	7667	8055	8393	8814	9210	9746	10505

shelf model IN W64 D41.5 H47 | MM W1626 D1054 H1194

	OVERALL DIMENSIONS			SEAT DIMENSIONS			BACK DIMENSIONS		
	W	D	H	W	D	H	W	H	
IN	54	31.5	47	41	21	18	51	29	
MM	1372	800	1194	1041	533	457	1295	737	

RTA 00 1 per carton



Loop Arm
 COM: N/A
 Unit weight: 5 LB | 2.3 KG
 Carton weight: 7 LB | 3.18 KG
 Carton volume: 0.6 FT³ | 0.01 MT³


Arms sold separately (1 pc).

List price


R2770	238
-------	-----

	OVERALL DIMENSIONS			SEAT DIMENSIONS			BACK DIMENSIONS		
	W	D	H	W	D	H	W	H	
IN	2.5	14	19.5	-	-	-	-	-	
MM	64	356	495	-	-	-	-	-	

RTA 1 1 per carton

DESCRIPTION	FEATURES	MODEL#	STANDARD TEXTILE GRADES									
 <p>Loop Arm w/Armcap COM: N/A Unit weight: 5 LB 2.3 KG Carton weight: 7 LB 3.18 KG Carton volume: 0.6 FT³ 0.01 MT³</p>	<p>Arms sold separately (1 pc). Armcap finish: (BK) Night, (FO) Fog, (LB) Latte</p>	List price										
		R2771	274									
		OVERALL DIMENSIONS			SEAT DIMENSIONS			BACK DIMENSIONS				
		W	D	H	W	D	H	W	H			
		IN 2.5	14	19.5	-	-	-	-	-			
MM 64	356	495	-	-	-	-	-					
		RTA 1	1 per carton									

RIVER+ BENCHES



model R27832



model R27845



model R27840

River+ Seating & Tables



For River+ seating, please see page 118.
For River+ tables, please see page 137.

EXAMPLE RIVER+ BENCH ORDER CODE:

R27832	-NS	-CE90	-CHM	-S6	-AS	-NC
--------	-----	-------	------	-----	-----	-----

Model number	Sealed Seams	Textile	Leg finish	Leg selection	Leg angle	Additional weight
--------------	--------------	---------	------------	---------------	-----------	-------------------

-SB	-W	-F1
-----	----	-----

Bottom selection	Power finish	Power/USB position
------------------	--------------	--------------------

Additional Options specify at end of order code.	SPECIFY CODE
Tamperproof fasteners Upcharges vary, see model.	TP
Moisture barrier Upcharges vary, see model.	MB

*linking hardware is lowered to clear the staple strip.
Units will only gang with other units with sealed bottom.
**cannot be combined with linking hardware or power units

STANDARD FEATURES

- A modular series that is composed of straight, and curved sections, as well as freestanding units.
- Linking units can be used together in any combination to create a wide variety of layouts. Ganging hardware is standard and is factory installed. Ganging hardware swivels out of the way when not in use.
- The unique tapered legs are made of welded steel, with each leg bolted directly to the unit frame. Standard leg height of 6.5". The leg height makes it easier to clean under the product.
- Legs are straight (vertical) as standard. Linking models are optionally available with angled back legs to match River+ seating units.
- Legs are standard in Chrome with Black nylon non-marking height adjustable glides.
- River+ is rated for an active weight up to 600 lbs. per seat and 24/7 use.
- For heavy duty application, Global's Limited Lifetime Warranty is applicable only on fabrics that are rated for 100,000 double rubs.
- Upholstery options: fabric, vinyl or leather. Vinyl and leather models may feature stitch detail across the seat and/or back cushions, if applicable.
- All units are shipped fully assembled.

OPTIONAL FEATURES

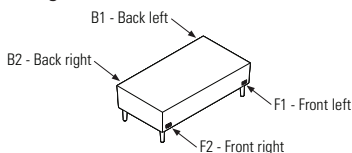
- To add sealed seams to your product, please specify **(SS)** - see each model for upcharge.
- Legs are available in 3" and 8" heights. All heights are available with fixed-to-floor option. Please specify. Upcharges vary. *Fastening hardware not included.*
- Products can be weighted to reduce the ease of movement. For additional weight options, please specify **(CW)** - see each model for available additional weight and upcharge.
- The underside of the seat can be finished with PVC (vinyl) and sealed to prevent penetration of liquids. Please specify **(SU)** - see each model for upcharge.
- Steel bottom provides tamperproof protection (includes tamperproof screws). Please specify **(BS)** - see each model for upcharge.
- Most benches (except corner and freestanding units) can be specified with power/USB units, which include one power outlet, one double USB terminal and a Black 120" three-prong power cord.
- Each power/USB unit is set in predetermined locations, as shown in the electrical illustrations below. Electrical units must be factory installed. Add \$717 per unit.
- Power/USB units are available with either Jet Black **(J)** face plate with Black power/USB receptacles or with a White **(W)** face plate with White power/USB receptacles.

Please add option codes in the following order:

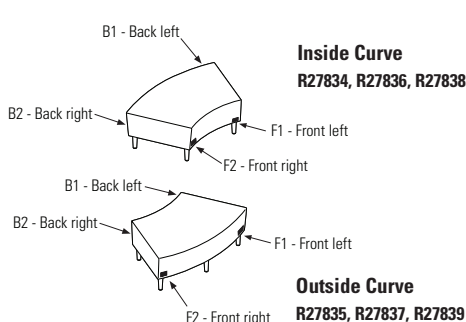
- Model number**
R27831 to R27833 Straight benches
R27834 to R27835 Curved benches
R27836 to R27839 Corner benches
R27840 to R27841 Boomerang benches
R27842 Y bench
R27843 to R27846 Round non-linking benches
R27847 to R27850 Square non-linking benches
- Seat sealed seams**
(NS) Standard seams.
(SS) Sealed seams. Upcharges vary, see model.
- Textile**
Specify textile code.
- Leg finish**
For leg finish options, please see page 161. No upcharges.
- Leg selection**
(S6) Standard seat height (17.5"), 6.5" leg w/ adjustable glides. No upcharge.
(S3) Low seat (14"), 3" leg w/adjustable glides. No upcharge.
(S8) High seat (19"), 8" leg w/adjustable glides. No upcharge.
(F6) Standard seat height (17.5"), 6.5" leg, fixed to floor. Upcharges vary.
(F3) Low seat (14"), 3" leg, fixed to floor. Upcharges vary.
(F8) High seat (19"), 8" leg, fixed to floor. Upcharges vary.
- Leg angle**
(AS) Straight legs. No upcharge.
(SA) Straight front legs, angled back legs (available only for 6.5" and 8" high legs on straight, curved, corner and boomerang units). No upcharge.
- Additional weight**
(NC) No additional weight.
(CW) Additional weight. Upcharges vary, see model.
- Bottom selection**
(SB) Standard bottom.
(SU) Vinyl sealed bottom w/staple strip. Upcharges vary, see model.*
(BS) Steel bottom. Upcharges vary, see model.**
- Power unit finish**
(NP) No power
(J) Jet Black
(W) White
- Power/USB unit position** (straight, curved, boomerang and Y benches only, as shown below). Add \$717 per unit.
(F1) Front left
(F2) Front right
(B1) Back left
(B2) Back right

ELECTRICAL PLACEMENT

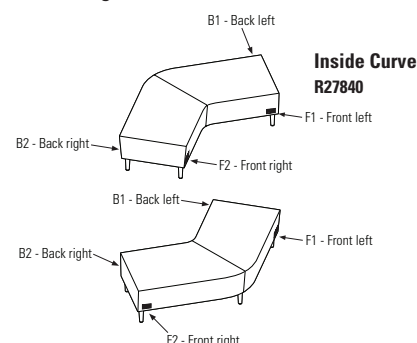
Straight benches


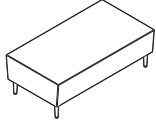
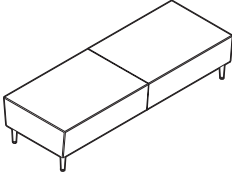
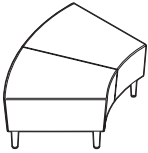




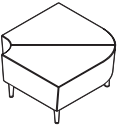


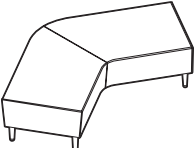
Curved benches





Boomerang benches

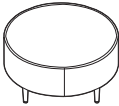


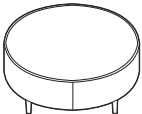
DESCRIPTION	FEATURES	MODEL#	STANDARD TEXTILE GRADES													
			1	2	3	4	5	6	7	8	9	10	11	12		
 <p>Single Seater Bench COM: 1.75 YD 1.6 M Unit weight: 40 LB 18.2 KG Carton weight: 48 LB 21.77 KG Carton volume: 10.5 FT³ 0.29 MT³</p>	<p>For power/USB unit, please see electrical placement chart.</p> <p>Includes ganging hardware (2 sides).</p> <p>Add \$47 for (SS) Add \$90 for (F_) Add \$533 for 36 lbs. (CW) Add \$47 for (SU) or \$247 for (BS) Add \$28 for (TP) Add \$81 for (MB)</p>	R27831	1157	1213	1260	1315	1404	1486	1568	1640	1729	1813	1927	2088		
		OVERALL DIMENSIONS			SEAT DIMENSIONS			BACK DIMENSIONS								
		W D H			W D H			W H								
		IN 26 28.5 17.5			-			-								
		MM 660 724 445			-			-								
		RTA 00			1 per carton											
		1 2 3 4 5 6 7 8 9 10 11 12														
		R27832 1796 1884 1958 2044 2184 2313 2442 2555 2695 2827 3006 3259														
		 <p>Two Seater Bench COM: 2.75 YD 2.51 M Unit weight: 55 LB 25 KG Carton weight: 65 LB 29.48 KG Carton volume: 20.5 FT³ 0.58 MT³</p>	<p>For power/USB unit, please see electrical placement chart.</p> <p>Includes ganging hardware (2 sides).</p> <p>Add \$59 for (SS) Add \$90 for (F_) Add \$1067 for 72 lbs. (CW) Add \$72 for (SU) or \$407 for (BS) Add \$28 for (TP) Add \$161 for (MB)</p>	R27832	1796	1884	1958	2044	2184	2313	2442	2555	2695	2827	3006	3259
				OVERALL DIMENSIONS			SEAT DIMENSIONS			BACK DIMENSIONS						
W D H				W D H			W H									
IN 52 28.5 17.5				-			-									
MM 1321 724 445				-			-									
RTA 00				1 per carton												
1 2 3 4 5 6 7 8 9 10 11 12																
R27833 2489 2633 2755 2894 3124 3335 3547 3731 3961 4177 4469 4883																
 <p>Three Seater Bench COM: 4.5 YD 4.11 M Unit weight: 88 LB 40 KG Carton weight: 103 LB 46.72 KG Carton volume: 30.25 FT³ 0.85 MT³</p>	<p>For power/USB unit, please see electrical placement chart.</p> <p>Includes ganging hardware (2 sides).</p> <p>Add \$88 for (SS) Add \$90 for (F_) Add \$1067 for 72 lbs. (CW) Add \$101 for (SU) or \$521 for (BS) Add \$28 for (TP) Add \$243 for (MB)</p>			R27833	2489	2633	2755	2894	3124	3335	3547	3731	3961	4177	4469	4883
				OVERALL DIMENSIONS			SEAT DIMENSIONS			BACK DIMENSIONS						
		W D H			W D H			W H								
		IN 78 28.5 17.5			-			-								
		MM 1981 724 445			-			-								
		RTA 00			1 per carton											
		1 2 3 4 5 6 7 8 9 10 11 12														
		R27834 2609 2705 2786 2879 3032 3173 3314 3437 3590 3734 3929 4205														
		 <p>Inside Curve Two Seater Bench COM: 3 YD 2.74 M Unit weight: 49 LB 22.3 KG Carton weight: 60 LB 27.22 KG Carton volume: 22.75 FT³ 0.64 MT³</p>	<p>For power/USB unit, please see electrical placement chart.</p> <p>Includes ganging hardware (2 sides).</p> <p>Add \$55 for (SS) Add \$113 for (F_) Add \$1067 for 72 lbs. (CW) Add \$72 for (SU) or \$327 for (BS) Add \$35 for (TP) Add \$161 for (MB)</p>	R27834	2609	2705	2786	2879	3032	3173	3314	3437	3590	3734	3929	4205
				OVERALL DIMENSIONS			SEAT DIMENSIONS			BACK DIMENSIONS						
W D H				W D H			W H									
IN 50 30.5 17.5				-			-									
MM 1270 775 445				-			-									
RTA 00				1 per carton												
1 2 3 4 5 6 7 8 9 10 11 12																
R27835 2609 2705 2786 2879 3032 3173 3314 3437 3590 3734 3929 4205																
 <p>Outside Curve Two Seater Bench COM: 3 YD 2.74 M Unit weight: 49 LB 22.3 KG Carton weight: 60 LB 27.22 KG Carton volume: 22.75 FT³ 0.64 MT³</p>	<p>For power/USB unit, please see electrical placement chart.</p> <p>Includes ganging hardware (2 sides).</p> <p>Add \$55 for (SS) Add \$113 for (F_) Add \$1067 for 72 lbs. (CW) Add \$72 for (SU) or \$327 for (BS) Add \$35 for (TP) Add \$161 for (MB)</p>			R27835	2609	2705	2786	2879	3032	3173	3314	3437	3590	3734	3929	4205
				OVERALL DIMENSIONS			SEAT DIMENSIONS			BACK DIMENSIONS						
		W D H			W D H			W H								
		IN 50 30.5 17.5			-			-								
		MM 1270 775 445			-			-								
		RTA 00			1 per carton											
		1 2 3 4 5 6 7 8 9 10 11 12														
		R27835 2609 2705 2786 2879 3032 3173 3314 3437 3590 3734 3929 4205														

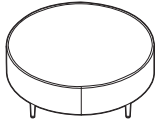
DESCRIPTION	FEATURES	MODEL#	STANDARD TEXTILE GRADES													
			1	2	3	4	5	6	7	8	9	10	11	12		
 <p>90° Inside Curve Corner Bench COM: 3.25 YD 2.97 M Unit weight: 49 LB 22.3 KG Carton weight: 60 LB 27.22 KG Carton volume: 17.25 FT³ 0.48 MT³</p>	<p>For power/USB unit, please see electrical placement chart.</p> <p>Includes ganging hardware (2 sides).</p> <p>Add \$55 for (SS) Add \$113 for (F_) Add \$533 for 36 lbs. (CW) Add \$83 for (SU) or \$382 for (BS) Add \$35 for (TP) Add \$161 for (MB)</p>	R27836	2609	2713	2801	2902	3067	3220	3373	3506	3672	3828	4039	4338		
		OVERALL DIMENSIONS			SEAT DIMENSIONS			BACK DIMENSIONS								
		W D H			W D H			W H								
		IN 36.5 36.5 17.5			- - -			- - -								
		MM 927 927 445			- - -			- - -								
			RTA 00			1 per carton										
			1	2	3	4	5	6	7	8	9	10	11	12		
 <p>90° Outside Curve Corner Bench COM: 3.25 YD 2.97 M Unit weight: 49 LB 22.3 KG Carton weight: 60 LB 27.22 KG Carton volume: 17.25 FT³ 0.48 MT³</p>	<p>For power/USB unit, please see electrical placement chart.</p> <p>Includes ganging hardware (2 sides).</p> <p>Add \$55 for (SS) Add \$113 for (F_) Add \$533 for 36 lbs. (CW) Add \$83 for (SU) or \$382 for (BS) Add \$35 for (TP) Add \$161 for (MB)</p>	R27837	2609	2713	2801	2902	3067	3220	3373	3506	3672	3828	4039	4338		
		OVERALL DIMENSIONS			SEAT DIMENSIONS			BACK DIMENSIONS								
		W D H			W D H			W H								
		IN 36.5 36.5 17.5			- - -			- - -								
		MM 927 927 445			- - -			- - -								
			RTA 00			1 per carton										
			1	2	3	4	5	6	7	8	9	10	11	12		
 <p>120° Inside Curve Corner Bench COM: 3.5 YD 3.2 M Unit weight: 46 LB 20.9 KG Carton weight: 57 LB 25.85 KG Carton volume: 26.75 FT³ 0.75 MT³</p>	<p>For power/USB unit, please see electrical placement chart.</p> <p>Includes ganging hardware (2 sides).</p> <p>Add \$57 for (SS) Add \$113 for (F_) Add \$533 for 36 lbs. (CW) Add \$83 for (SU) or \$421 for (BS) Add \$35 for (TP) Add \$161 for (MB)</p>	R27838	2609	2721	2816	2924	3103	3267	3432	3575	3754	3922	4149	4471		
		OVERALL DIMENSIONS			SEAT DIMENSIONS			BACK DIMENSIONS								
		W D H			W D H			W H								
		IN 36.5 51.5 17.5			- - -			- - -								
		MM 927 1308 445			- - -			- - -								
			RTA 00			1 per carton										
			1	2	3	4	5	6	7	8	9	10	11	12		
 <p>120° Outside Curve Corner Bench COM: 3.5 YD 3.2 M Unit weight: 46 LB 20.9 KG Carton weight: 57 LB 25.85 KG Carton volume: 26.75 FT³ 0.75 MT³</p>	<p>For power/USB unit, please see electrical placement chart.</p> <p>Includes ganging hardware (2 sides).</p> <p>Add \$57 for (SS) Add \$113 for (F_) Add \$533 for 36 lbs. (CW) Add \$83 for (SU) or \$421 for (BS) Add \$35 for (TP) Add \$161 for (MB)</p>	R27839	2609	2721	2816	2924	3103	3267	3432	3575	3754	3922	4149	4471		
		OVERALL DIMENSIONS			SEAT DIMENSIONS			BACK DIMENSIONS								
		W D H			W D H			W H								
		IN 36.5 51.5 17.5			- - -			- - -								
		MM 927 1308 445			- - -			- - -								
			RTA 00			1 per carton										
			1	2	3	4	5	6	7	8	9	10	11	12		
 <p>Inside Curve Boomerang Bench COM: 5.25 YD 4.8 M Unit weight: 84 LB 38.2 KG Carton weight: 126 LB 57.15 KG Carton volume: 47.75 FT³ 1.35 MT³</p>	<p>For power/USB unit, please see electrical placement chart.</p> <p>Includes ganging hardware (2 sides).</p> <p>Add \$84 for (SS) Add \$113 for (F_) Add \$1067 for 72 lbs. (CW) Add \$114 for (SU) or \$736 for (BS) Add \$35 for (TP) Add \$243 for (MB)</p>	R27840	3233	3401	3543	3706	3973	4220	4467	4682	4950	5202	5543	6026		
		OVERALL DIMENSIONS			SEAT DIMENSIONS			BACK DIMENSIONS								
		W D H			W D H			W H								
		IN 82 45 17.5			- - -			- - -								
		MM 2083 1143 445			- - -			- - -								
			RTA 00			1 per carton										

DESCRIPTION	FEATURES	MODEL#	STANDARD TEXTILE GRADES													
			1	2	3	4	5	6	7	8	9	10	11	12		
 <p>Outside Curve Boomerang Bench COM: 5.25 YD 4.8 M Unit weight: 84 LB 38.2 KG Carton weight: 126 LB 57.15 KG Carton volume: 47.75 FT³ 1.35 MT³</p>	<p>For power/USB unit, please see electrical placement chart.</p> <p>Includes ganging hardware (2 sides).</p> <p>Add \$84 for (SS) Add \$113 for (F_) Add \$1067 for 72 lbs. (CW) Add \$114 for (SU) or \$736 for (BS) Add \$35 for (TP) Add \$243 for (MB)</p>	R27841	3233	3401	3543	3706	3973	4220	4467	4682	4950	5202	5543	6026		
		OVERALL DIMENSIONS			SEAT DIMENSIONS			BACK DIMENSIONS								
		W D H			W D H			W H								
		IN 82 45 17.5			-			-								
		MM 2083 1143 445			-			-								
		RTA 00			1 per carton											

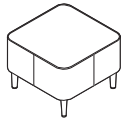
DESCRIPTION	FEATURES	MODEL#	STANDARD TEXTILE GRADES													
			1	2	3	4	5	6	7	8	9	10	11	12		
 <p>18" Dia. Round Bench COM: 1 YD 0.91 M Unit weight: 20 LB 9.1 KG Carton weight: 25 LB 11.34 KG Carton volume: 4.7 FT³ 0.13 MT³</p>	<p>No power/USB unit.</p> <p>Freestanding unit only.</p> <p>Add \$31 for (SS) Add \$90 for (F_) Not available (CW) Add \$35 for (SU), (BS) not available Add \$28 for (TP) Add \$81 for (MB)</p>	R27843	686	718	745	776	827	874	921	962	1013	1061	1126	1218		
		OVERALL DIMENSIONS			SEAT DIMENSIONS			BACK DIMENSIONS								
		W D H			W D H			W H								
		IN 18 18 17.5			-			-								
		MM 457 457 445			-			-								
		RTA 00			1 per carton											

DESCRIPTION	FEATURES	MODEL#	STANDARD TEXTILE GRADES													
			1	2	3	4	5	6	7	8	9	10	11	12		
 <p>36" Dia. Round Bench COM: 3.25 YD 2.97 M Unit weight: 41 LB 18.6 KG Carton weight: 50 LB 22.68 KG Carton volume: 18.25 FT³ 0.51 MT³</p>	<p>No power/USB unit.</p> <p>Freestanding unit only.</p> <p>Add \$51 for (SS) Add \$90 for (F_) Add \$533 for 36 lbs. (CW) Add \$72 for (SU) or \$422 for (BS) Add \$28 for (TP) Add \$81 for (MB)</p>	R27844	1546	1650	1738	1839	2004	2157	2310	2443	2609	2765	2976	3275		
		OVERALL DIMENSIONS			SEAT DIMENSIONS			BACK DIMENSIONS								
		W D H			W D H			W H								
		IN 36 36 17.5			-			-								
		MM 914 914 445			-			-								
		RTA 00			1 per carton											

DESCRIPTION	FEATURES	MODEL#	STANDARD TEXTILE GRADES													
			1	2	3	4	5	6	7	8	9	10	11	12		
 <p>42" Dia. Round Bench COM: 3.5 YD 3.2 M Unit weight: 45 LB 20.5 KG Carton weight: 55 LB 24.95 KG Carton volume: 23 FT³ 0.65 MT³</p>	<p>No power/USB unit.</p> <p>Freestanding unit only.</p> <p>Add \$55 for (SS) Add \$90 for (F_) Add \$1067 for 72 lbs. (CW) Add \$83 for (SU) or \$461 for (BS) Add \$28 for (TP) Add \$161 for (MB)</p>	R27845	1813	1925	2020	2128	2307	2471	2636	2779	2958	3126	3353	3675		
		OVERALL DIMENSIONS			SEAT DIMENSIONS			BACK DIMENSIONS								
		W D H			W D H			W H								
		IN 42 42 17.5			-			-								
		MM 1067 1067 445			-			-								
		RTA 00			1 per carton											

DESCRIPTION	FEATURES	MODEL#	STANDARD TEXTILE GRADES													
			1	2	3	4	5	6	7	8	9	10	11	12		
 <p>48" Dia. Round Bench COM: 3.75 YD 3.43 M Unit weight: 55 LB 25 KG Carton weight: 65 LB 29.48 KG Carton volume: 30 FT³ 0.84 MT³</p>	<p>No power/USB unit.</p> <p>Freestanding unit only.</p> <p>Add \$59 for (SS) Add \$90 for (F_) Add \$1067 for 72 lbs. (CW) Add \$101 for (SU) or \$491 for (BS) Add \$28 for (TP) Add \$243 for (MB)</p>	R27846	2130	2250	2351	2468	2659	2835	3011	3165	3356	3536	3780	4125		
		OVERALL DIMENSIONS			SEAT DIMENSIONS			BACK DIMENSIONS								
		W D H			W D H			W H								
		IN 48 48 17.5			-			-								
		MM 1219 1219 445			-			-								
		RTA 00			1 per carton											

DESCRIPTION	FEATURES	MODEL#	STANDARD TEXTILE GRADES											
			1	2	3	4	5	6	7	8	9	10	11	12



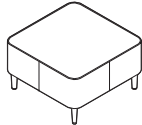
24" Square Bench
 COM: 1.5 YD | 1.37 M
 Unit weight: 25 LB | 11.4 KG
 Carton weight: 30 LB | 13.61 KG
 Carton volume: 8 FT³ | 0.22 MT³

No power/USB unit.

Freestanding unit only.

Add \$43 for (SS)
 Add \$90 for (F_)
 Add \$533 for 36 lbs. (CW)
 Add \$38 for (SU) or \$189 for (BS)
 Add \$28 for (TP)
 Add \$81 for (MB)

MODEL#	OVERALL DIMENSIONS			SEAT DIMENSIONS			BACK DIMENSIONS					
	W	D	H	W	D	H	W	H				
R27847	968	1016	1057	1103	1180	1250	1321	1382	1459	1531	1628	1766
	IN 24	24	17.5	-	-	-	-	-	-	-	-	-
	MM 610	610	445	-	-	-	-	-	-	-	-	-
	RTA 00	1 per carton										



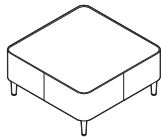
30" Square Bench
 COM: 2.75 YD | 2.51 M
 Unit weight: 30 LB | 13.6 KG
 Carton weight: 40 LB | 18.14 KG
 Carton volume: 12.25 FT³ | 0.34 MT³

No power/USB unit.

Freestanding unit only.

Add \$51 for (SS)
 Add \$90 for (F_)
 Add \$1067 for 36 lbs. (CW)
 Add \$72 for (SU) or \$233 for (BS)
 Add \$28 for (TP)
 Add \$81 for (MB)

MODEL#	OVERALL DIMENSIONS			SEAT DIMENSIONS			BACK DIMENSIONS					
	W	D	H	W	D	H	W	H				
R27848	1290	1378	1452	1538	1678	1807	1936	2049	2189	2321	2500	2753
	IN 30	30	17.5	-	-	-	-	-	-	-	-	-
	MM 762	762	445	-	-	-	-	-	-	-	-	-
	RTA 00	1 per carton										



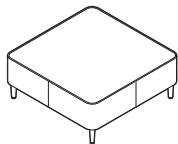
36" Square Bench
 COM: 3 YD | 2.74 M
 Unit weight: 40 LB | 18.2 KG
 Carton weight: 50 LB | 22.68 KG
 Carton volume: 18.25 FT³ | 0.51 MT³

No power/USB unit.

Freestanding unit only.

Add \$55 for (SS)
 Add \$90 for (F_)
 Add \$1067 for 72 lbs. (CW)
 Add \$77 for (SU) or \$311 for (BS)
 Add \$28 for (TP)
 Add \$161 for (MB)

MODEL#	OVERALL DIMENSIONS			SEAT DIMENSIONS			BACK DIMENSIONS					
	W	D	H	W	D	H	W	H				
R27849	1598	1694	1775	1868	2021	2162	2303	2426	2579	2723	2918	3194
	IN 36	36	17.5	-	-	-	-	-	-	-	-	-
	MM 914	914	445	-	-	-	-	-	-	-	-	-
	RTA 00	1 per carton										



42" Square Bench
 COM: 3.25 YD | 2.97 M
 Unit weight: 50 LB | 22.7 KG
 Carton weight: 60 LB | 27.22 KG
 Carton volume: 23 FT³ | 0.65 MT³


No power/USB unit.

Freestanding unit only.

Add \$61 for (SS)
 Add \$90 for (F_)
 Add \$1067 for 72 lbs. (CW)
 Add \$96 for (SU) or \$430 for (BS)
 Add \$28 for (TP)
 Add \$243 for (MB)

MODEL#	OVERALL DIMENSIONS			SEAT DIMENSIONS			BACK DIMENSIONS					
	W	D	H	W	D	H	W	H				
R27850	1955	2059	2147	2248	2413	2566	2719	2852	3018	3174	3385	3684
	IN 42	42	17.5	-	-	-	-	-	-	-	-	-
	MM 1067	1067	445	-	-	-	-	-	-	-	-	-
	RTA 00	1 per carton										

RIVER+ TABLES



model R27858

model R27864



model 7743

River+ Seating & Benches



For River+ seating, please see page 118.
For River+ benches, please see page 132.

STANDARD FEATURES

- A modular series that is composed of straight and curved sections, as well as freestanding units.
- Linking units can be used together in any combination with River+ seating and bench units to create a wide variety of layouts. Ganging hardware is standard and is factory installed. Ganging hardware swivels out of the way when not in use.
- Front and back faces of end (linking) tables angles slightly inwards. This inward slant matches the inward angles of River seating so all units coordinate in visual appearance.
- The unique tapered legs are made of welded steel, with each leg bolted directly to the unit frame. All units have the same standard leg height of 6.5". The leg height makes it easier to clean under the product.
- Legs are straight (vertical) as standard. Linking models are optionally available with an angled back leg to visually align with River seating units.
- Legs are standard in Chrome with Black nylon non-marking height adjustable glides.

OPTIONAL FEATURES

- Tables are made with high pressure laminate and are offered in the finishes listed on the right. Please specify. Custom high pressure laminate finishes will be considered upon request.
- Legs of coffee and end (linking) tables are available in 3" and 8" heights. All heights are available with fixed-to-floor option. Please specify.
- Products can be weighted to reduce the ease of movement. For additional weight options, please specify **(CW)** - see each model for available additional weight and upcharge.
- Most tables (except freestanding units) can be specified with power/USB units, which include one power outlets, one double USB terminals and a Black 120" three-prong power cord.
- Each power/USB unit is set in predetermined locations, as shown in the electrical illustrations below. Electrical units must be factory installed. Add \$881 per unit.
- Power/USB units are available with either Jet Black **(J)** face plate with Black power/USB receptacles or with a White **(W)** face plate with White power/USB receptacles.

Please add option codes in the following order:

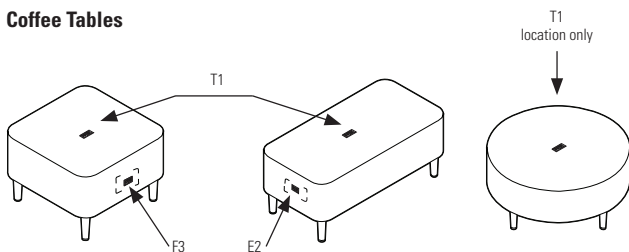
- **Model number**
R27855 to R27858 Square coffee tables
R27859 Rectangular coffee table
R27860 to R27861 Round coffee tables
R27862 to R27864 Linking/end tables
7443 and 7745 Freestanding tables
- **Laminate finishes** (colors shown on website)
(ACJ) Absolute Acajou
(ASN) Asian Night
(AWC) Avant Cherry
(AWH) Avant Honey
(BLK) Black
(BRC) Brushed Cobalt
(CMB) Clear Maple
(DES) Dark Espresso
(DWT) Designer White
(FAS) Fashionista
(FCL) First Class
(NBL) Noce Biondo
(NGL) Noce Grigio
(NEL) Noce Leggero
(NML) Noce Medio
(QTM) Quartered Mahogany
(SBY) Sheer Beauty
(SOG) Storm Grey
(WCR) Winter Cherry
(WHC) White Chocolate
(WHE) Walnut Heights
- **Leg finish**
For leg finish options, please see page 161. No upcharges.
- **Leg selection**
(S6) Standard height (6.5") w/adjustable glides. No upcharge.
(S3) Low (3") w/adjustable glides. No upcharge.
(S8) High (8") w/adjustable glides. No upcharge.
(F6) Standard height (6.5"), fixed to floor. Add \$90.
(F3) Low (3"), fixed to floor. Add \$90.
(F8) High (8"), fixed to floor. Add \$90.
- **Leg angle** (linking/end tables only)
(AS) Straight legs. No upcharge.
(SA) Straight front legs, angled back legs. No upcharge.
- **Additional weight**
(NC) No additional weight.
(CW) Additional weight. Upcharges vary, see model.
- **Power unit finish**
(J) Jet Black
(W) White
- **Power/USB unit position** (coffee and linking/end tables only, as shown below). Add \$881 per unit.
(NP) No power. No upcharge.
(E1) Left end (rectangular coffee table only)
(E2) Right end (rectangular coffee table only)
(F3) Front center (square coffee table only)
(T1) Top
- **Fasteners**
(RS) Standard
(TP) Tamperproof. Add \$119.

EXAMPLE RIVER+ TABLE ORDER CODE:

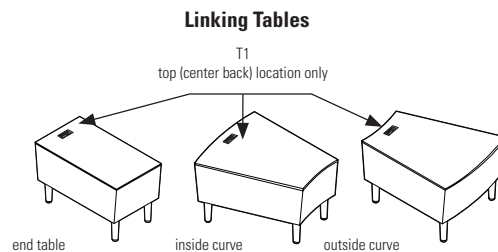
R27858	-ACJ	-CHM	-S6	-AS	-NC	-W	-T1	-RS
Model number	Laminate	Leg finish	Leg selection	Leg angle	Additional weight	Power finish	Power/USB	Fasteners

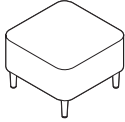
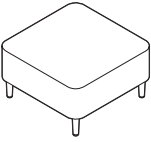
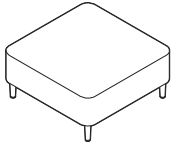
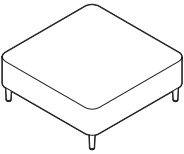
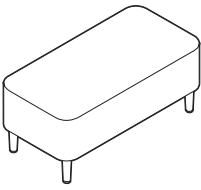
ELECTRICAL PLACEMENT


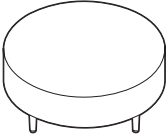
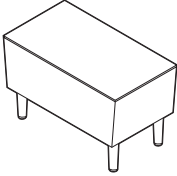
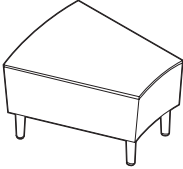
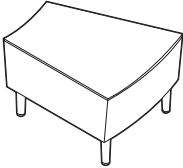
Coffee Tables

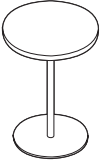




Linking Tables



DESCRIPTION	FEATURES	MODEL#	STANDARD TEXTILE GRADES																																					
 <p>24" Square Laminate Coffee Table COM: N/A Unit weight: 40 LB 18.14 KG Carton weight: 40 LB 18.14 KG Carton volume: 10.7 FT³ 0.3 MT³</p>	<p>For power/USB unit, please see electrical placement chart.</p> <p>Freestanding unit only. Add \$533 for 36 lbs. (CW)</p>	List price																																						
		R27855	1329																																					
		<table border="1"> <thead> <tr> <th colspan="3">OVERALL DIMENSIONS</th> <th colspan="3">SEAT DIMENSIONS</th> <th colspan="2">BACK DIMENSIONS</th> </tr> <tr> <th>W</th> <th>D</th> <th>H</th> <th>W</th> <th>D</th> <th>H</th> <th>W</th> <th>H</th> </tr> </thead> <tbody> <tr> <td>IN 24</td> <td>24</td> <td>17</td> <td>-</td> <td>-</td> <td>-</td> <td>-</td> <td>-</td> </tr> <tr> <td>MM 610</td> <td>610</td> <td>432</td> <td>-</td> <td>-</td> <td>-</td> <td>-</td> <td>-</td> </tr> </tbody> </table>			OVERALL DIMENSIONS			SEAT DIMENSIONS			BACK DIMENSIONS		W	D	H	W	D	H	W	H	IN 24	24	17	-	-	-	-	-	MM 610	610	432	-	-	-	-	-	<table border="1"> <thead> <tr> <th colspan="2">RTA 00</th> </tr> </thead> <tbody> <tr> <td>1 per carton</td> </tr> </tbody> </table>			RTA 00
OVERALL DIMENSIONS			SEAT DIMENSIONS			BACK DIMENSIONS																																		
W	D	H	W	D	H	W	H																																	
IN 24	24	17	-	-	-	-	-																																	
MM 610	610	432	-	-	-	-	-																																	
RTA 00																																								
1 per carton																																								
 <p>30" Square Laminate Coffee Table COM: N/A Unit weight: 53 LB 24.04 KG Carton weight: 53 LB 24.04 KG Carton volume: 15.3 FT³ 0.43 MT³</p>	<p>For power/USB unit, please see electrical placement chart.</p> <p>Freestanding unit only. Add \$400 for 27 lbs. (CW)</p>	List price																																						
		R27856	1392																																					
		<table border="1"> <thead> <tr> <th colspan="3">OVERALL DIMENSIONS</th> <th colspan="3">SEAT DIMENSIONS</th> <th colspan="2">BACK DIMENSIONS</th> </tr> <tr> <th>W</th> <th>D</th> <th>H</th> <th>W</th> <th>D</th> <th>H</th> <th>W</th> <th>H</th> </tr> </thead> <tbody> <tr> <td>IN 30</td> <td>30</td> <td>17</td> <td>-</td> <td>-</td> <td>-</td> <td>-</td> <td>-</td> </tr> <tr> <td>MM 762</td> <td>762</td> <td>432</td> <td>-</td> <td>-</td> <td>-</td> <td>-</td> <td>-</td> </tr> </tbody> </table>			OVERALL DIMENSIONS			SEAT DIMENSIONS			BACK DIMENSIONS		W	D	H	W	D	H	W	H	IN 30	30	17	-	-	-	-	-	MM 762	762	432	-	-	-	-	-	<table border="1"> <thead> <tr> <th colspan="2">RTA 00</th> </tr> </thead> <tbody> <tr> <td>1 per carton</td> </tr> </tbody> </table>			RTA 00
OVERALL DIMENSIONS			SEAT DIMENSIONS			BACK DIMENSIONS																																		
W	D	H	W	D	H	W	H																																	
IN 30	30	17	-	-	-	-	-																																	
MM 762	762	432	-	-	-	-	-																																	
RTA 00																																								
1 per carton																																								
 <p>36" Square Laminate Coffee Table COM: N/A Unit weight: 75 LB 34.01 KG Carton weight: 75 LB 34.02 KG Carton volume: 20.6 FT³ 0.58 MT³</p>	<p>For power/USB unit, please see electrical placement chart.</p> <p>Freestanding unit only. No additional weight required.</p>	List price																																						
		R27857	1541																																					
		<table border="1"> <thead> <tr> <th colspan="3">OVERALL DIMENSIONS</th> <th colspan="3">SEAT DIMENSIONS</th> <th colspan="2">BACK DIMENSIONS</th> </tr> <tr> <th>W</th> <th>D</th> <th>H</th> <th>W</th> <th>D</th> <th>H</th> <th>W</th> <th>H</th> </tr> </thead> <tbody> <tr> <td>IN 36</td> <td>36</td> <td>17</td> <td>-</td> <td>-</td> <td>-</td> <td>-</td> <td>-</td> </tr> <tr> <td>MM 914</td> <td>914</td> <td>432</td> <td>-</td> <td>-</td> <td>-</td> <td>-</td> <td>-</td> </tr> </tbody> </table>			OVERALL DIMENSIONS			SEAT DIMENSIONS			BACK DIMENSIONS		W	D	H	W	D	H	W	H	IN 36	36	17	-	-	-	-	-	MM 914	914	432	-	-	-	-	-	<table border="1"> <thead> <tr> <th colspan="2">RTA 00</th> </tr> </thead> <tbody> <tr> <td>1 per carton</td> </tr> </tbody> </table>			RTA 00
OVERALL DIMENSIONS			SEAT DIMENSIONS			BACK DIMENSIONS																																		
W	D	H	W	D	H	W	H																																	
IN 36	36	17	-	-	-	-	-																																	
MM 914	914	432	-	-	-	-	-																																	
RTA 00																																								
1 per carton																																								
 <p>42" Square Laminate Coffee Table COM: N/A Unit weight: 115 LB 52.16 KG Carton weight: 115 LB 52.16 KG Carton volume: 26.7 FT³ 0.75 MT³</p>	<p>For power/USB unit, please see electrical placement chart.</p> <p>Freestanding unit only. No additional weight required.</p>	List price																																						
		R27858	1706																																					
		<table border="1"> <thead> <tr> <th colspan="3">OVERALL DIMENSIONS</th> <th colspan="3">SEAT DIMENSIONS</th> <th colspan="2">BACK DIMENSIONS</th> </tr> <tr> <th>W</th> <th>D</th> <th>H</th> <th>W</th> <th>D</th> <th>H</th> <th>W</th> <th>H</th> </tr> </thead> <tbody> <tr> <td>IN 42</td> <td>42</td> <td>17</td> <td>-</td> <td>-</td> <td>-</td> <td>-</td> <td>-</td> </tr> <tr> <td>MM 1067</td> <td>1067</td> <td>432</td> <td>-</td> <td>-</td> <td>-</td> <td>-</td> <td>-</td> </tr> </tbody> </table>			OVERALL DIMENSIONS			SEAT DIMENSIONS			BACK DIMENSIONS		W	D	H	W	D	H	W	H	IN 42	42	17	-	-	-	-	-	MM 1067	1067	432	-	-	-	-	-	<table border="1"> <thead> <tr> <th colspan="2">RTA 00</th> </tr> </thead> <tbody> <tr> <td>1 per carton</td> </tr> </tbody> </table>			RTA 00
OVERALL DIMENSIONS			SEAT DIMENSIONS			BACK DIMENSIONS																																		
W	D	H	W	D	H	W	H																																	
IN 42	42	17	-	-	-	-	-																																	
MM 1067	1067	432	-	-	-	-	-																																	
RTA 00																																								
1 per carton																																								
 <p>Rectangular Laminate Coffee Table COM: N/A Unit weight: 55 LB 24.94 KG Carton weight: 55 LB 24.95 KG Carton volume: 14.2 FT³ 0.4 MT³</p>	<p>For power/USB unit, please see electrical placement chart.</p> <p>Freestanding unit only. Add \$267 for 18 lbs. (CW)</p>	List price																																						
		R27859	1400																																					
		<table border="1"> <thead> <tr> <th colspan="3">OVERALL DIMENSIONS</th> <th colspan="3">SEAT DIMENSIONS</th> <th colspan="2">BACK DIMENSIONS</th> </tr> <tr> <th>W</th> <th>D</th> <th>H</th> <th>W</th> <th>D</th> <th>H</th> <th>W</th> <th>H</th> </tr> </thead> <tbody> <tr> <td>IN 40</td> <td>20</td> <td>17</td> <td>-</td> <td>-</td> <td>-</td> <td>-</td> <td>-</td> </tr> <tr> <td>MM 1016</td> <td>508</td> <td>432</td> <td>-</td> <td>-</td> <td>-</td> <td>-</td> <td>-</td> </tr> </tbody> </table>			OVERALL DIMENSIONS			SEAT DIMENSIONS			BACK DIMENSIONS		W	D	H	W	D	H	W	H	IN 40	20	17	-	-	-	-	-	MM 1016	508	432	-	-	-	-	-	<table border="1"> <thead> <tr> <th colspan="2">RTA 00</th> </tr> </thead> <tbody> <tr> <td>1 per carton</td> </tr> </tbody> </table>			RTA 00
OVERALL DIMENSIONS			SEAT DIMENSIONS			BACK DIMENSIONS																																		
W	D	H	W	D	H	W	H																																	
IN 40	20	17	-	-	-	-	-																																	
MM 1016	508	432	-	-	-	-	-																																	
RTA 00																																								
1 per carton																																								

DESCRIPTION	FEATURES	MODEL#	STANDARD TEXTILE GRADES																															
 <p>36" Dia. Round Laminate Coffee Table COM: N/A Unit weight: 63 LB 28.57 KG Carton weight: 63 LB 28.58 KG Carton volume: 15.3 FT³ 0.43 MT³</p>	<p>For power/USB unit, please see electrical placement chart.</p> <p>Freestanding unit only. Add \$267 for 18 lbs. (CW)</p>	<p>R27860</p>	List price																															
			1729																															
			<table border="1"> <thead> <tr> <th colspan="3">OVERALL DIMENSIONS</th> <th colspan="3">SEAT DIMENSIONS</th> <th colspan="2">BACK DIMENSIONS</th> </tr> <tr> <th>W</th> <th>D</th> <th>H</th> <th>W</th> <th>D</th> <th>H</th> <th>W</th> <th>H</th> </tr> </thead> <tbody> <tr> <td>IN 36</td> <td>36</td> <td>17</td> <td>-</td> <td>-</td> <td>-</td> <td>-</td> <td>-</td> </tr> <tr> <td>MM 914</td> <td>914</td> <td>432</td> <td>-</td> <td>-</td> <td>-</td> <td>-</td> <td>-</td> </tr> </tbody> </table>		OVERALL DIMENSIONS			SEAT DIMENSIONS			BACK DIMENSIONS		W	D	H	W	D	H	W	H	IN 36	36	17	-	-	-	-	-	MM 914	914	432	-	-	-
OVERALL DIMENSIONS			SEAT DIMENSIONS			BACK DIMENSIONS																												
W	D	H	W	D	H	W	H																											
IN 36	36	17	-	-	-	-	-																											
MM 914	914	432	-	-	-	-	-																											
 <p>42" Dia. Round Laminate Coffee Table COM: N/A Unit weight: 85 LB 38.55 KG Carton weight: 85 LB 38.56 KG Carton volume: 20.6 FT³ 0.58 MT³</p>	<p>For power/USB unit, please see electrical placement chart.</p> <p>Freestanding unit only. No additional weight required.</p>	<p>R27861</p>	List price																															
			1889																															
			<table border="1"> <thead> <tr> <th colspan="3">OVERALL DIMENSIONS</th> <th colspan="3">SEAT DIMENSIONS</th> <th colspan="2">BACK DIMENSIONS</th> </tr> <tr> <th>W</th> <th>D</th> <th>H</th> <th>W</th> <th>D</th> <th>H</th> <th>W</th> <th>H</th> </tr> </thead> <tbody> <tr> <td>IN 42</td> <td>42</td> <td>17</td> <td>-</td> <td>-</td> <td>-</td> <td>-</td> <td>-</td> </tr> <tr> <td>MM 1067</td> <td>1067</td> <td>432</td> <td>-</td> <td>-</td> <td>-</td> <td>-</td> <td>-</td> </tr> </tbody> </table>		OVERALL DIMENSIONS			SEAT DIMENSIONS			BACK DIMENSIONS		W	D	H	W	D	H	W	H	IN 42	42	17	-	-	-	-	-	MM 1067	1067	432	-	-	-
OVERALL DIMENSIONS			SEAT DIMENSIONS			BACK DIMENSIONS																												
W	D	H	W	D	H	W	H																											
IN 42	42	17	-	-	-	-	-																											
MM 1067	1067	432	-	-	-	-	-																											
 <p>Rectangular Laminate End Table COM: N/A Unit weight: 40 LB 18.14 KG Carton weight: 40 LB 18.14 KG Carton volume: 20.6 FT³ 0.58 MT³</p>	<p>For power/USB unit, please see electrical placement chart.</p> <p>Includes ganging hardware (2 sides). Add \$533 for 36 lbs. (CW)</p>	<p>R27862</p>	List price																															
			1401																															
			<table border="1"> <thead> <tr> <th colspan="3">OVERALL DIMENSIONS</th> <th colspan="3">SEAT DIMENSIONS</th> <th colspan="2">BACK DIMENSIONS</th> </tr> <tr> <th>W</th> <th>D</th> <th>H</th> <th>W</th> <th>D</th> <th>H</th> <th>W</th> <th>H</th> </tr> </thead> <tbody> <tr> <td>IN 28</td> <td>15</td> <td>17</td> <td>-</td> <td>-</td> <td>-</td> <td>-</td> <td>-</td> </tr> <tr> <td>MM 711</td> <td>381</td> <td>432</td> <td>-</td> <td>-</td> <td>-</td> <td>-</td> <td>-</td> </tr> </tbody> </table>		OVERALL DIMENSIONS			SEAT DIMENSIONS			BACK DIMENSIONS		W	D	H	W	D	H	W	H	IN 28	15	17	-	-	-	-	-	MM 711	381	432	-	-	-
OVERALL DIMENSIONS			SEAT DIMENSIONS			BACK DIMENSIONS																												
W	D	H	W	D	H	W	H																											
IN 28	15	17	-	-	-	-	-																											
MM 711	381	432	-	-	-	-	-																											
 <p>Inside Curve Laminate End Table COM: N/A Unit weight: 47 LB 21.31 KG Carton weight: 47 LB 21.32 KG Carton volume: 13.3 FT³ 0.37 MT³</p>	<p>For power/USB unit, please see electrical placement chart.</p> <p>Includes ganging hardware (2 sides). Add \$533 for 36 lbs. (CW)</p>	<p>R27863</p>	List price																															
			1850																															
			<table border="1"> <thead> <tr> <th colspan="3">OVERALL DIMENSIONS</th> <th colspan="3">SEAT DIMENSIONS</th> <th colspan="2">BACK DIMENSIONS</th> </tr> <tr> <th>W</th> <th>D</th> <th>H</th> <th>W</th> <th>D</th> <th>H</th> <th>W</th> <th>H</th> </tr> </thead> <tbody> <tr> <td>IN 28</td> <td>17</td> <td>17</td> <td>-</td> <td>-</td> <td>-</td> <td>-</td> <td>-</td> </tr> <tr> <td>MM 711</td> <td>432</td> <td>432</td> <td>-</td> <td>-</td> <td>-</td> <td>-</td> <td>-</td> </tr> </tbody> </table>		OVERALL DIMENSIONS			SEAT DIMENSIONS			BACK DIMENSIONS		W	D	H	W	D	H	W	H	IN 28	17	17	-	-	-	-	-	MM 711	432	432	-	-	-
OVERALL DIMENSIONS			SEAT DIMENSIONS			BACK DIMENSIONS																												
W	D	H	W	D	H	W	H																											
IN 28	17	17	-	-	-	-	-																											
MM 711	432	432	-	-	-	-	-																											
 <p>Outside Curve Laminate End Table COM: N/A Unit weight: 47 LB 21.31 KG Carton weight: 47 LB 21.32 KG Carton volume: 13.3 FT³ 0.37 MT³</p>	<p>For power/USB unit, please see electrical placement chart.</p> <p>Includes ganging hardware (2 sides). Add \$533 for 36 lbs. (CW)</p>	<p>R27864</p>	List price																															
			1850																															
			<table border="1"> <thead> <tr> <th colspan="3">OVERALL DIMENSIONS</th> <th colspan="3">SEAT DIMENSIONS</th> <th colspan="2">BACK DIMENSIONS</th> </tr> <tr> <th>W</th> <th>D</th> <th>H</th> <th>W</th> <th>D</th> <th>H</th> <th>W</th> <th>H</th> </tr> </thead> <tbody> <tr> <td>IN 28</td> <td>17</td> <td>17</td> <td>-</td> <td>-</td> <td>-</td> <td>-</td> <td>-</td> </tr> <tr> <td>MM 711</td> <td>432</td> <td>432</td> <td>-</td> <td>-</td> <td>-</td> <td>-</td> <td>-</td> </tr> </tbody> </table>		OVERALL DIMENSIONS			SEAT DIMENSIONS			BACK DIMENSIONS		W	D	H	W	D	H	W	H	IN 28	17	17	-	-	-	-	-	MM 711	432	432	-	-	-
OVERALL DIMENSIONS			SEAT DIMENSIONS			BACK DIMENSIONS																												
W	D	H	W	D	H	W	H																											
IN 28	17	17	-	-	-	-	-																											
MM 711	432	432	-	-	-	-	-																											

DESCRIPTION	FEATURES	MODEL#	STANDARD TEXTILE GRADES							
 <p>18" Dia. Round Laminate Laptop Table COM: N/A Unit weight: 22 LB 10 KG Carton weight: 32 LB 14.51 KG Carton volume: 6 FT³ 0.16 MT³</p>	No power/USB unit.	List price								
		7743	1063							
					OVERALL DIMENSIONS			SEAT DIMENSIONS		
			W	D	H	W	D	H	W	H
			IN 18	18	25.25	-	-	-	-	-
			MM 457	457	641	-	-	-	-	-
					1 per carton					

SIRENA



models 3371 Lounge Chairs, 3373 Two Seat Sofa, 3400 Coffee Table and 3402 End Table



model 3371






model 3372CRTL

STANDARD FEATURES




- Modern club style seating includes: lounge chair, two and three seat sofas.
- Complete with modern tables for reception areas, meeting rooms and private office use.
- Distinctive round style feet are finished in Black only.
- All models have fixed, non-removable seat cushions with arm height at 25" in the front.
- When ordering models with tablet, please specify for left hand or for right hand tablet. See models below.
- Tablets rotate and are non-removable. Overall tablet size is 17"W by 14"D.
- Laminate tops are 1" thick.
- Table legs are 1.5" steel tubing, tapered toward the bottom to 7/8", equipped with self-leveling, pivoting steel glides.
- (C1M) dual wheel carpet casters are standard. Casters are available on lounge chairs only.
- Upholstery options: fabric, vinyl or leather. Vinyl and leather models may feature stitch detail across the seat and/or back cushions, if applicable.

OPTIONAL FEATURES

- Laminate tables, tablets and book shelves are offered in the following laminate finishes: Absolute Acajou (ACJ), Asian Night (ASN), Avant Cherry (AWC), Avant Honey (AWH), Black (BLK) Clear Maple (CMB), Dark Espresso (DES), Designer White (DWT), Fashionista (FAS), First Class (FCL), Noce Biondo (NBL), Noce Grigio (NGL), Noce Leggero (NEL), Noce Medio (NML), Sheer Beauty (SBY), Quatered Mahogany (QTM), Walnut Heights (WHE), White Chocolate (WHC) and Winter Cherry (WCR). Please specify.
- Table legs are available in Black (TBL) or Tungsten (TTU). No upcharge.

DESCRIPTION	FEATURES	MODEL#	STANDARD TEXTILE GRADES																																												
			1	2	3	4	5	6	7	8	9	10	11	12																																	
 <p>Lounge Chair Fabric COM: 4.25 YD 3.89 M Unit weight: 45 LB 20.5 KG Carton weight: 52 LB 23.59 KG Carton volume: 19.25 FT³ 0.54 MT³</p>		3371	-	1148	1263	1395	1611	1811	2011	2185	2402	2606	2882	3273																																	
				<table border="1"> <thead> <tr> <th colspan="3">OVERALL DIMENSIONS</th> <th colspan="3">SEAT DIMENSIONS</th> <th colspan="2">BACK DIMENSIONS</th> </tr> <tr> <th>W</th><th>D</th><th>H</th><th>W</th><th>D</th><th>H</th><th>W</th><th>H</th> </tr> </thead> <tbody> <tr> <td>IN 30.5</td><td>29.5</td><td>28.5</td><td>21</td><td>20</td><td>17.5</td><td>19</td><td>11.5</td> </tr> <tr> <td>MM 775</td><td>749</td><td>724</td><td>533</td><td>508</td><td>445</td><td>483</td><td>292</td> </tr> </tbody> </table>												OVERALL DIMENSIONS			SEAT DIMENSIONS			BACK DIMENSIONS		W	D	H	W	D	H	W	H	IN 30.5	29.5	28.5	21	20	17.5	19	11.5	MM 775	749	724	533	508	445	483	292
	OVERALL DIMENSIONS			SEAT DIMENSIONS			BACK DIMENSIONS																																								
	W	D	H	W	D	H	W	H																																							
IN 30.5	29.5	28.5	21	20	17.5	19	11.5																																								
MM 775	749	724	533	508	445	483	292																																								
			<table border="1"> <thead> <tr> <th colspan="2">RTA 00</th> </tr> </thead> <tbody> <tr> <td>1 per carton</td> </tr> </tbody> </table>												RTA 00		1 per carton																														
RTA 00																																															
1 per carton																																															
			1	2	3	4	5	6	7	8	9	10	11	12																																	
 <p>Lounge Chair w/Laminate Tablet COM: 4.25 YD 3.89 M Unit weight: 53 LB 24.1 KG Carton weight: 58 LB 26.31 KG Carton volume: 19.25 FT³ 0.54 MT³</p>		3371LTL	-	1561	1676	1808	2024	2224	2424	2598	2815	3019	3295	3686																																	
				<table border="1"> <thead> <tr> <th colspan="3">OVERALL DIMENSIONS</th> <th colspan="3">SEAT DIMENSIONS</th> <th colspan="2">BACK DIMENSIONS</th> </tr> <tr> <th>W</th><th>D</th><th>H</th><th>W</th><th>D</th><th>H</th><th>W</th><th>H</th> </tr> </thead> <tbody> <tr> <td>IN 32.5</td><td>29.5</td><td>28.5</td><td>21</td><td>20</td><td>17.5</td><td>19</td><td>11.5</td> </tr> <tr> <td>MM 826</td><td>749</td><td>724</td><td>508</td><td>508</td><td>445</td><td>483</td><td>292</td> </tr> </tbody> </table>												OVERALL DIMENSIONS			SEAT DIMENSIONS			BACK DIMENSIONS		W	D	H	W	D	H	W	H	IN 32.5	29.5	28.5	21	20	17.5	19	11.5	MM 826	749	724	508	508	445	483	292
	OVERALL DIMENSIONS			SEAT DIMENSIONS			BACK DIMENSIONS																																								
	W	D	H	W	D	H	W	H																																							
IN 32.5	29.5	28.5	21	20	17.5	19	11.5																																								
MM 826	749	724	508	508	445	483	292																																								
			<table border="1"> <thead> <tr> <th colspan="2">RTA 00</th> </tr> </thead> <tbody> <tr> <td>1 per carton</td> </tr> </tbody> </table>												RTA 00		1 per carton																														
RTA 00																																															
1 per carton																																															
			1	2	3	4	5	6	7	8	9	10	11	12																																	
 <p>Lounge Chair w/Casters & Laminate Tablet COM: 4.25 YD 3.89 M Unit weight: 57 LB 25.9 KG Carton weight: 62 LB 28.12 KG Carton volume: 19.25 FT³ 0.54 MT³</p>		3371CRTL	-	1652	1767	1899	2115	2315	2515	2689	2906	3110	3386	3777																																	
				<table border="1"> <thead> <tr> <th colspan="3">OVERALL DIMENSIONS</th> <th colspan="3">SEAT DIMENSIONS</th> <th colspan="2">BACK DIMENSIONS</th> </tr> <tr> <th>W</th><th>D</th><th>H</th><th>W</th><th>D</th><th>H</th><th>W</th><th>H</th> </tr> </thead> <tbody> <tr> <td>IN 32</td><td>29.5</td><td>29.5</td><td>21</td><td>20</td><td>18</td><td>19</td><td>12.5</td> </tr> <tr> <td>MM 813</td><td>749</td><td>749</td><td>533</td><td>508</td><td>457</td><td>483</td><td>318</td> </tr> </tbody> </table>												OVERALL DIMENSIONS			SEAT DIMENSIONS			BACK DIMENSIONS		W	D	H	W	D	H	W	H	IN 32	29.5	29.5	21	20	18	19	12.5	MM 813	749	749	533	508	457	483	318
	OVERALL DIMENSIONS			SEAT DIMENSIONS			BACK DIMENSIONS																																								
	W	D	H	W	D	H	W	H																																							
IN 32	29.5	29.5	21	20	18	19	12.5																																								
MM 813	749	749	533	508	457	483	318																																								
			<table border="1"> <thead> <tr> <th colspan="2">RTA 00</th> </tr> </thead> <tbody> <tr> <td>1 per carton</td> </tr> </tbody> </table>												RTA 00		1 per carton																														
RTA 00																																															
1 per carton																																															
			1	2	3	4	5	6	7	8	9	10	11	12																																	

DESCRIPTION	FEATURES	MODEL#	STANDARD TEXTILE GRADES												
			1	2	3	4	5	6	7	8	9	10	11	12	
 <p>Lounge Chair w/Laminated Bookshelf COM: 4.25 YD 3.89 M Unit weight: 47 LB 21.4 KG Carton weight: 55 LB 24.95 KG Carton volume: 19.25 FT³ 0.54 MT³</p>		3372	-	1371	1486	1618	1834	2034	2234	2408	2625	2829	3105	3496	
				OVERALL DIMENSIONS W D H			SEAT DIMENSIONS W D H			BACK DIMENSIONS W H					
				IN 30.5	29.5	28.5	21	20	17.5	19	11.5				
				MM 775	749	724	533	508	445	483	292				
				RTA 00	1 per carton										
 <p>Lounge Chair w/Laminated Table/Bookshelf COM: 4.25 YD 3.89 M Unit weight: 58 LB 26.4 KG Carton weight: 66 LB 29.94 KG Carton volume: 19.25 FT³ 0.54 MT³</p>		3372LTL													
			3372RTL	-	1782	1897	2029	2245	2445	2645	2819	3036	3240	3516	3907
				OVERALL DIMENSIONS W D H			SEAT DIMENSIONS W D H			BACK DIMENSIONS W H					
				IN 32.5	29.5	28.5	21	20	17.5	19	11.5				
			MM 826	749	724	533	508	445	483	292					
				RTA 00	1 per carton										
 <p>Lounge Chair w/Casters & Laminated Table/Bookshelf COM: 4.25 YD 3.89 M Unit weight: 58 LB 26.4 KG Carton weight: 66 LB 29.94 KG Carton volume: 19.25 FT³ 0.54 MT³</p>		3372CLTL													
			3372CRTL	-	1874	1989	2121	2337	2537	2737	2911	3128	3332	3608	3999
				OVERALL DIMENSIONS W D H			SEAT DIMENSIONS W D H			BACK DIMENSIONS W H					
				IN 32.5	29.5	28.5	21	20	17.5	19	11.5				
			MM 826	749	724	533	508	445	483	292					
				RTA 00	1 per carton										
 <p>Two Seat Sofa COM: 7 YD 6.4 M Unit weight: 82 LB 37.3 KG Carton weight: 92 LB 41.73 KG Carton volume: 48 FT³ 1.35 MT³</p>		3373	-	2036	2225	2442	2799	3128	3457	3744	4101	4437	4892	5536	
				OVERALL DIMENSIONS W D H			SEAT DIMENSIONS W D H			BACK DIMENSIONS W H					
				IN 62	29.5	28.5	53	20	17.5	53	11.5				
				MM 1575	749	724	1346	508	445	1346	292				
				RTA 00	1 per carton										
 <p>Three Seat Sofa COM: 7.75 YD 7.09 M Unit weight: 97 LB 44.1 KG Carton weight: 107 LB 48.53 KG Carton volume: 55.5 FT³ 1.57 MT³</p>		3374	-	2405	2614	2855	3250	3614	3978	4296	4691	5063	5567	6280	
				OVERALL DIMENSIONS W D H			SEAT DIMENSIONS W D H			BACK DIMENSIONS W H					
				IN 81.5	29.5	28.5	72.5	20	17.5	72.5	11.5				
				MM 2070	749	724	1842	508	445	1842	292				
				RTA 00	1 per carton										

DESCRIPTION	FEATURES	MODEL#	STANDARD TEXTILE GRADES						
 <p>Coffee Table - 48" Laminate Top COM: N/A Unit weight: 44 LB 20 KG Carton weight: 52 LB 23.59 KG Carton volume: 17.25 FT³ 0.48 MT³</p>			List price						
		3400	1214						
			OVERALL DIMENSIONS		SEAT DIMENSIONS			BACK DIMENSIONS	
			W	D	H	W	D	H	W
		IN 48	22	14.5	-	-	-	-	-
		MM 1219	559	368	-	-	-	-	-
		RTA 00	1 per carton						
 <p>End Table - Laminate Top COM: N/A Unit weight: 20 LB 9.1 KG Carton weight: 26 LB 11.79 KG Carton volume: 7.75 FT³ 0.21 MT³</p>			List price						
		3402	1007						
			OVERALL DIMENSIONS		SEAT DIMENSIONS			BACK DIMENSIONS	
			W	D	H	W	D	H	W
		IN 17	22	14.5	-	-	-	-	-
		MM 432	559	368	-	-	-	-	-
		RTA 00		1 per carton					

VENTURE



48\"/>



78\"/>



60\"/>

STANDARD FEATURES

- Venture is a solid and durable banquette seating series ideal for impromptu meetings.
- Banquettes are available with or without fully upholstered backs. Open back banquettes are intended to be placed against walls or in other layouts where the back will not be visible.
- Heavy duty frame with interlocking plywood, puzzle box construction suitable for public environments.
- Cushions are fixed and non-removable and made with highly resilient foam for extra comfort.
- Ganging bracket kit (8509) gangs two single back models back to back. Kit contains two brackets.
- Standard with metal legs and Black glides, suitable for carpet and hard surface flooring.
- Closed back models are fully upholstered for use in open settings and to support reconfiguration.
- Upholstery options: fabric, vinyl or leather. Vinyl and leather models may feature stitch detail across the seat and/or back cushions, if applicable.


OPTIONAL FEATURES

- **Leg finish** (no upcharge)
 (CHM) Chrome
 (TBL) Black
 (TTU) Tungsten

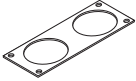

EXAMPLE VENTURE ORDER CODE:

8506-48	EL58	EL65	TBL
Model #	Back Textile	Seat Textile	Leg Finish

DESCRIPTION	FEATURES	MODEL #	STANDARD TEXTILE GRADES											
			1	2	3	4	5	6	7	8	9	10	11	12
<p>48\"/> COM: 6.75 YD 6.17 M Unit weight: 80 LB 36.4 KG Carton weight: 104 LB 47.17 KG Carton volume: 50.75 FT³ 1.43 MT³</p>		8506-48	3174	3390	3572	3782	4126	4443	4760	5037	5381	5705	6144	6765
			OVERALL DIMENSIONS			SEAT DIMENSIONS			BACK DIMENSIONS					
			W	D	H	W	D	H	W	H				
			IN 48	28	48	48	19	18	48	30				
			MM 1219	711	1219	1219	483	457	1219	762				
			RTA 00	1 per carton										
<p>60\"/> COM: 8 YD 7.32 M Unit weight: 100 LB 45.5 KG Carton weight: 127 LB 57.61 KG Carton volume: 62.75 FT³ 1.77 MT³</p>		8506-60	3703	3959	4175	4423	4831	5207	5583	5911	6319	6703	7223	7959
			OVERALL DIMENSIONS			SEAT DIMENSIONS			BACK DIMENSIONS					
			W	D	H	W	D	H	W	H				
			IN 60	28	48	60	19	18	60	30				
			MM 1524	711	1219	1524	483	457	1524	762				
			RTA 00	1 per carton										
<p>72\"/> COM: 9 YD 8.23 M Unit weight: 120 LB 54.5 KG Carton weight: 153 LB 69.4 KG Carton volume: 75 FT³ 2.12 MT³</p>		8506-72	4122	4410	4653	4932	5391	5814	6237	6606	7065	7497	8082	8910
			OVERALL DIMENSIONS			SEAT DIMENSIONS			BACK DIMENSIONS					
			W	D	H	W	D	H	W	H				
			IN 72	28	48	72	19	18	72	30				
			MM 1829	711	1219	1829	483	457	1829	762				
			RTA 00	1 per carton										

DESCRIPTION	FEATURES	MODEL #	STANDARD TEXTILE GRADES												
			1	2	3	4	5	6	7	8	9	10	11	12	
 <p>78"W Three Seater Banquette, Closed Back COM: 10 YD 9.14 M Unit weight: 130 LB 59.1 KG Carton weight: 163 LB 73.94 KG Carton volume: 79.75 FT³ 2.25 MT³</p>		8506-78	4409	4729	4999	5309	5819	6289	6759	7169	7679	8159	8809	9729	
			OVERALL DIMENSIONS			SEAT DIMENSIONS			BACK DIMENSIONS						
				W	D	H	W	D	H	W	H				
				IN 78	28	48	78	19	18	78	30				
				MM 1981	711	1219	1981	483	457	1981	762				
			RTA 00	1 per carton											

List price	
8509	75

 <p>Ganging Bracket Kit COM: N/A Unit weight: 0.25 LB - KG Carton weight: 0.5 LB 0.23 KG Carton volume: 0.1 FT³ 0.03 MT³</p>			OVERALL DIMENSIONS			SEAT DIMENSIONS			BACK DIMENSIONS			
			W	D	H	W	D	H	W	H		
			IN 2.5	6	0.25	-	-	-	-	-		
			MM 64	152	6	-	-	-	-	-		
			RTA 00		1 per carton							
			Kit includes 2 brackets.									

VITROLA



model 8271

model 8275



model 8274, 8275 and 8276

STANDARD FEATURES

- Classic soft seating upholstery design with swooping arms.
- Available in lounge, high back lounge, two seat sofa and three seat sofa.
- Matching ottoman and accent pillow complete the offering.
- Fully upholstered with piping details at the bottom of frame.
- Seat cushions are fixed or sewn tight.
- Standard in tapered maple wood legs. Legs are equipped with White non-marking glides as standard. Suitable for both carpet and hard surface flooring.
- Upholstery options: fabric, vinyl or leather. Vinyl and leather models may feature stitch detail across the seat and/or back cushions, if applicable.
- Back upholstery is continuous without seams. In the event the textile cannot be railroaded, stitch lines will be required (one for 2 seater and two for 3 seater).
- All models ship fully assembled.



OPTIONAL FEATURES




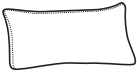
Please add option codes in the following order:

- **Model number**
8271 Lounge chair
8272 Two seat sofa
8273 Three seat sofa
8274 Ottoman
8275 High back lounge chair
8276 Accent pillow
- **Fabric**
Specify fabric code.
- **Wood Legs**
(AB) Absolute (AAM)
(BM) Black (BKM)
(AC) Cherry (ACM)
(EO) English Oak (EOM)
(EC) Espresso Café (ECM)
(HT) Grey (HGM)
(AH) Honey (AHM)
(TM) Mahogany (TMM)
(AM) Maple (AVM)
(MW) Medium Walnut (MWM)
(NL) Natural Walnut (NLW)
(AT) Night (ASM)
(BI) Noce Biondo (NBM)
(GI) Noce Grigio (NGM)
(EI) Noce Leggero (NEM)
(MI) Noce Medio (NMM)
(SH) Shaker Cherry (SKM)
(TF) Fruitwood (TFM)
(TW) Walnut (TWM)
(WR) WC Cream (WTM)
(WH) White (WHM)
(WM) Winter Cherry (WCM)
(colors shown on website)

EXAMPLE VITROLA ORDER CODE:

8271	WA50	HT
Model #	Fabric	Wood Legs

DESCRIPTION	FEATURES	MODEL #	STANDARD TEXTILE GRADES												
			1	2	3	4	5	6	7	8	9	10	11	12	
 <p>Lounge Chair COM: 5.25 YD 4.8 M Unit weight: 80 LB 36.4 KG Carton weight: 90 LB 40.82 KG Carton volume: 20.25 FT³ 0.57 MT³</p>		8271	1423	1591	1733	1896	2163	2410	2657	2872	3140	3392	3733	4216	
			OVERALL DIMENSIONS			SEAT DIMENSIONS			BACK DIMENSIONS						
			W	D	H	W	D	H	W	H					
			IN 28	31	34	22	20	18	22	16					
			MM 711	787	864	559	508	457	559	406					
			RTA 00	1 per carton											
	 <p>Two Seat Sofa COM: 7.25 YD 6.63 M Unit weight: 95 LB 43.2 KG Carton weight: 107 LB 48.53 KG Carton volume: 36.5 FT³ 1.03 MT³</p>		8272	2349	2581	2777	3002	3371	3712	4053	4350	4720	5068	5539	6206
				OVERALL DIMENSIONS			SEAT DIMENSIONS			BACK DIMENSIONS					
				W	D	H	W	D	H	W	H				
				IN 51	31	34	45	20	18	45	16				
			MM 1295	787	864	1143	508	457	1143	406					
			RTA 00	1 per carton											

DESCRIPTION	FEATURES	MODEL #	STANDARD TEXTILE GRADES											
			1	2	3	4	5	6	7	8	9	10	11	12
 <p>Three Seat Sofa COM: 9.25 YD 8.46 M Unit weight: 125 LB 56.8 KG Carton weight: 140 LB 63.5 KG Carton volume: 51.75 FT³ 1.46 MT³</p>		8273	3113	3409	3659	3946	4417	4852	5287	5666	6138	6582	7183	8034
			OVERALL DIMENSIONS			SEAT DIMENSIONS			BACK DIMENSIONS					
				W	D	H	W	D	H	W	H			
				IN 74.25	31	34	68.25	20	18	68.25	16			
				MM 1886	787	864	1734	508	457	1734	406			
			RTA 00	1 per carton										
 <p>Ottoman COM: 1.75 YD 1.6 M Unit weight: 15 LB 6.8 KG Carton weight: 20 LB 9.07 KG Carton volume: 8 FT³ 0.22 MT³</p>		8274	525	581	628	683	772	854	936	1008	1097	1181	1295	1456
			OVERALL DIMENSIONS			SEAT DIMENSIONS			BACK DIMENSIONS					
				W	D	H	W	D	H	W	H			
				IN 24	24	17	24	-	17	-	-			
				MM 610	610	432	610	-	432	-	-			
			RTA 00	1 per carton										
 <p>High Back Lounge Chair COM: 6.25 YD 5.72 M Unit weight: 85 LB 38.6 KG Carton weight: 96 LB 43.54 KG Carton volume: 28.25 FT³ 0.79 MT³</p>		8275	1652	1852	2021	2215	2533	2827	3121	3377	3696	3996	4402	4977
			OVERALL DIMENSIONS			SEAT DIMENSIONS			BACK DIMENSIONS					
				W	D	H	W	D	H	W	H			
				IN 28	31	42	22	20	18	22	18			
				MM 711	787	1067	559	508	457	559	457			
			RTA 00	1 per carton										
 <p>Accent Pillow COM: 0.75 YD 0.69 M Unit weight: 3 LB 1.4 KG Carton weight: 4 LB 1.81 KG Carton volume: 1 FT³ 0.02 MT³</p>		8276	175	199	219	243	281	316	351	382	420	456	505	574
			OVERALL DIMENSIONS			SEAT DIMENSIONS			BACK DIMENSIONS					
				W	D	H	W	D	H	W	H			
				IN 23	6	8	-	-	-	-	-			
				MM 584	152	203	-	-	-	-	-			
			RTA 00	1 per carton										

WIND



models 3361 Lounge chair & 3362 Two seat sofa, with 3367 Coffee table.

STANDARD FEATURES


- Compact, contemporary design includes a raised modern version of the traditional lounge chair that is scaled down for smaller spaces.
- Wind tables complement the modern decor of many office environments.
- Standard with a durable steel tubular base.
- Chair and table legs are standard in Chrome.
- Standard glide on chairs is Black plastic.
- Upholstery options: fabric, vinyl or leather. Vinyl and leather models may feature stitch detail across the seat and/or back cushions, if applicable.

Please add option codes in the following order:


- **Model number**
3361 to 3363 Metal leg seating
3431 to 3433 Wood leg seating
- **Back + arm textile** (includes front rail)
Specify fabric code.
- **Seat textile**
Specify fabric code.
- **Leg finish** (metal)
For leg frame finish options, please see page 161. Upcharges apply for plated finishes:
(CHM) Chrome. No upcharge.
(BCH) Brushed Chrome. Add \$49 for lounge chair. Add \$84 for two seat sofa. Add \$174 for three seat sofa.
(SBR) Satin Brass. Add \$132 for lounge chair. Add \$204 for two seat sofa. Add \$399 for three seat sofa.
(ACO) Antique Copper. Add \$132 for lounge chair. Add \$204 for two seat sofa. Add \$399 for three seat sofa.
- **Leg finish** (wood)

(AAM) Absolute	(NLW) Natural Walnut
(BKM) Black	(ASM) Night
(ACM) Cherry	(NBM) Noce Biondo
(EOM) English Oak	(NGM) Noce Grigio
(ECM) Espresso Cafe	(NEM) Noce Leggero
(TFM) Fruitwood	(NMM) Noce Medio
(HGM) Gray	(SKM) Shaker Cherry
(AHM) Honey	(TWM) Walnut
(TMM) Mahogany	(WTM) WC Cream
(AVM) Maple	(WHM) White
(MWM) Medium Walnut	(WCM) Winter Cherry
- **Glide type** (metal legs only)
 - (GL)** Black glide for most surfaces (standard)
 - (NM)** non-marking glides for most surfaces. No upcharge.
- **Glide type** (wood leg seating only)
 - (NM)** non-marking glides for most surfaces (standard)
 - (SG)** steel cushioned glides for carpeted surfaces. Add \$17.
 - (RG)** non-slip rubber glides for most hard floor surfaces. Add \$22.
 - (FG)** felt glides for most hard floor surfaces. Add \$22.


ADDITIONAL STITCH DETAIL - ILLUSTRATIONS BELOW




Standard detailing - when upholstered in fabric or vinyl






Additional detailing - when upholstered in leather



Additional detailing - when upholstered in genuine leather

DESCRIPTION	FEATURES	MODEL #	STANDARD TEXTILE GRADES											
			1	2	3	4	5	6	7	8	9	10	11	12
 <p>Two Seat Sofa, Metal Legs COM: 6.75 YD 6.17 M Unit weight: 95 LB 43.2 KG Carton weight: 102 LB 46.27 KG Carton volume: 30 FT³ 0.84 MT³</p>		3362	-	2288	2471	2680	3024	3341	3659	3935	4280	4604	5042	5663
			OVERALL DIMENSIONS			SEAT DIMENSIONS			BACK DIMENSIONS					
			W	D	H	W	D	H	W	H				
			IN 54.5	29	28.5	46.5	19	17	46.5	12				
			MM 1384	737	724	1181	483	432	1181	305				
			RTA 00		1 per carton									

DESCRIPTION	FEATURES	MODEL#	STANDARD TEXTILE GRADES											
			1	2	3	4	5	6	7	8	9	10	11	12
 <p>Three Seat Sofa, Metal Legs COM: 9 YD 8.23 M Unit weight: 125 LB 56.8 KG Carton weight: 135 LB 61.23 KG Carton volume: 42.5 FT³ 1.2 MT³</p>		3363	-	2863	3107	3385	3845	4267	4691	5059	5519	5951	6535	7363
				OVERALL DIMENSIONS			SEAT DIMENSIONS			BACK DIMENSIONS				
				W	D	H	W	D	H	W	H			
				IN 78	29	28.5	70.5	19	17	70.5	12			
				MM 1981	737	724	1791	483	432	1791	305			
			RTA 00	1 per carton										
 <p>Two Seat Sofa, Wood Legs COM: 6.75 YD 6.17 M Unit weight: 91 LB 41.4 KG Carton weight: 98 LB 44.45 KG Carton volume: 30 FT³ 0.84 MT³</p>		3432	-	2631	2814	3023	3367	3684	4002	4278	4623	4947	5385	6006
				OVERALL DIMENSIONS			SEAT DIMENSIONS			BACK DIMENSIONS				
				W	D	H	W	D	H	W	H			
				IN 54.5	29	28.5	46.5	19	17	46.5	12			
				MM 1384	737	724	1181	483	432	1181	305			
			RTA 00	1 per carton										
 <p>Three Seat Sofa, Wood Legs COM: 9 YD 8.23 M Unit weight: 119 LB 54.1 KG Carton weight: 129 LB 58.51 KG Carton volume: 42.5 FT³ 1.2 MT³</p>		3433	-	3292	3536	3814	4274	4696	5120	5488	5948	6380	6964	7792
				OVERALL DIMENSIONS			SEAT DIMENSIONS			BACK DIMENSIONS				
				W	D	H	W	D	H	W	H			
				IN 78	29	28.5	70.5	19	17	70.5	12			
				MM 1981	737	724	1791	483	432	1791	305			
			RTA 00	1 per carton										

WIND TABLES



model 3367 (rectangular coffee table)





For Wind seating, please see page 324.


STANDARD FEATURES

- Wind tables complement the modern decor of many environments, pairing naturally with Wind and Wind Linear lounge seating and other contemporary series (such as Kate, Erin and Marche).
- Wind table models are only available with metal legs. Please see right column for additional details.
- A variety of glide types are available. Please see right column for additional details.
- Table tops are offered in thermally fused laminate finishes to coordinate with Global casegoods and wood seating. They are also available in high pressure laminate (HPL) at a 20% upcharge. Please specify HPL in addition to finish code.

Please add option codes in the following order:

- **Model number**
Specify model number
- **Laminate top finish (LPL)**
Absolute Acajou (ACJ), Asian Night (ASN), Avant Cherry (AWC), Avant Honey (AWH), Black (BLK), Blizzard (BZD), Brushed Cobalt (BRC), Clear Maple (CMB), Custom Grey (CGY), Dark Espresso (DES), Designer White (DWT), Fashionista (FAS), First Class (FCL), Noce Biondo (NBL), Noce Grigio (NGL), Noce Leggero (NEL), Noce Medio (NML), Quartered Mahogany (QTM), Sheer Beauty (SBY), Stonedust (SDT), Storm Grey (SOG), Walnut Heights (WHE), White Chocolate (WHC) and Winter Cherry (WCR).
- **Leg finish**
For leg frame finish options, please see page 161. Upcharges apply for plated finishes:
(CHM) Chrome. No upcharge.
(BCH) Brushed Chrome. Add \$73.
(SBR) Satin Brass. Add \$189.
(ACO) Antique Copper. Add \$189.
- **Glide type**
(GL) Black glide for most surfaces (standard)
(NM) non-marking glides for most surfaces.
No upcharge.

DESCRIPTION	FEATURES	MODEL #	STANDARD TEXTILE GRADES						
 <p>End Table, Metal Legs COM: N/A Unit weight: 24 LB 10.9 KG Carton weight: 36 LB 16.33 KG Carton volume: 11.5 FT³ 0.32 MT³</p>		List price							
		3366	661						
		Laminate top							
		OVERALL DIMENSIONS			SEAT DIMENSIONS			BACK DIMENSIONS	
	W	D	H	W	D	H	W	H	
IN	24	24	17	-	-	-	-	-	
MM	610	610	432	-	-	-	-	-	
		RTA 00	1 per carton						
 <p>Rectangular Coffee Table, Metal Legs COM: N/A Unit weight: 39 LB 17.7 KG Carton weight: 52 LB 23.59 KG Carton volume: 16 FT³ 0.45 MT³</p>		List price							
		3367	886						
		Laminate top							
		OVERALL DIMENSIONS			SEAT DIMENSIONS			BACK DIMENSIONS	
	W	D	H	W	D	H	W	H	
IN	48	20	15	-	-	-	-	-	
MM	1219	508	381	-	-	-	-	-	
		RTA 00	1 per carton						
 <p>Square End Table, Metal Legs COM: N/A Unit weight: 50 LB 22.7 KG Carton weight: 66 LB 29.94 KG Carton volume: 22 FT³ 0.62 MT³</p>		List price							
		3368	1214						
		Laminate top							
		OVERALL DIMENSIONS			SEAT DIMENSIONS			BACK DIMENSIONS	
	W	D	H	W	D	H	W	H	
IN	36	36	15	-	-	-	-	-	
MM	914	914	381	-	-	-	-	-	
		RTA 00	1 per carton						
 <p>Round End Table, Metal Legs COM: N/A Unit weight: 30 LB 13.6 KG Carton weight: 35 LB 15.88 KG Carton volume: 11.5 FT³ 0.32 MT³</p>		List price							
		3870	721						
		Laminate top							
		OVERALL DIMENSIONS			SEAT DIMENSIONS			BACK DIMENSIONS	
	W	D	H	W	D	H	W	H	
IN	24	24	17	-	-	-	-	-	
MM	610	610	432	-	-	-	-	-	
		RTA 00	1 per carton						

DESCRIPTION	FEATURES	MODEL#	STANDARD TEXTILE GRADES								
 <p>Round Coffee Table, Metal Legs COM: N/A Unit weight: 50 LB 22.7 KG Carton weight: 57 LB 25.85 KG Carton volume: 22 FT³ 0.62 MT³</p>			List price								
			3871	1115							
				Laminate top							
				OVERALL DIMENSIONS			SEAT DIMENSIONS			BACK DIMENSIONS	
				W	D	H	W	D	H	W	H
			IN 36	36	15	-	-	-	-	-	
			MM 914	914	381	-	-	-	-	-	
			RTA 00		1 per carton						

WIND LINEAR SEATING



models 3363R and 3363L with 3882 bridge table, 3360 table attaching bracket kit and two 3880 coffee tables

For Wind Linear tables, please see page 156.

STANDARD FEATURES


- Wind Linear is an extension of the Wind lounge series with an emphasis on expansive, clean lines.
- This modular furniture series includes single arm and armless sofas, benches, bridges and tables.
- Seating can be used as stand-alone products or can be ganged together. See ganging features below for more information.
- Wind Linear seating models are available with metal or wood legs. Please see right column for additional details.
- A variety of glide types are available. Please see right column for additional details. Casters are not available on this series.
- Upholstery options: fabric, vinyl or leather. Vinyl and leather models may feature stitch detail across the seat and/or back cushions, if applicable.
- Available with contrasting fabrics. Specify arms, back and front rail separate from seat cushion.



GANGING



- Metal leg (seating):
Table bridges can mount outside or in-between seats to accommodate various work and collaborative settings. Requires table attaching bracket kit 3360.
- Wood leg (seating):
Seat-to-seat ganging bracket option is available to gang seating together at armless ends. Option must be selected at the time of the order, the ganging bracket is factory installed and cannot be added in the field. Wind Linear bridge/end tables (models 3882 + 3884) can mount in between seats.
- Benches and ottomans cannot gang with seating units.


Please add option codes in the following order:



- **Model number**
3361L/R/NA, 3363L/R/NA, 3361B + 3363B
Metal leg seating
3431L/R/NA, 3433L/R/NA, 3434B + 3435B
Wood leg seating
- **Back + arm textile** (includes front rail)
Specify fabric code.
- **Seat textile**
Specify fabric code.
- **Leg finish** (metal)
For metal leg frame finish options, please see page 161. Upcharges apply for plated finishes:
(CHM) Chrome. No upcharge.
(BCH) Brushed Chrome. Add \$130 for single seaters. Add \$200 for three seat sofas. Add \$107 for ottoman. Add \$193 for bench.
(SBR) Satin Brass. Add \$275 for single seater. Add \$449 for three seat sofa. Add \$228 for ottoman. Add \$441 for bench.
- **(ACO)** Antique Copper. Add \$275 for single seater. Add \$449 for three seat sofa. Add \$228 for ottoman. Add \$441 for bench.
- **Leg finish** (wood)
(AAM) Absolute (NLW) Natural Walnut
(BKM) Black (ASM) Night
(ACM) Cherry (NBM) Noce Biondo
(EOM) English Oak (NGM) Noce Grigio
(ECM) Espresso Cafe (NEM) Noce Leggero
(TFM) Fruitwood (NMM) Noce Medio
(HGM) Gray (SKM) Shaker Cherry
(AHM) Honey (TWM) Walnut
(TMM) Mahogany (WTM) WC Cream
(AVM) Maple (WHM) White
(MWM) Medium Walnut (WCM) Winter Cherry
- **Glide type** (metal legs only)
(GL) Black glide for most surfaces (standard)
(NM) non-marking glides for most surfaces. No upcharge.
- **Glide type** (wood leg seating only)
(NM) non-marking glides for most surfaces (standard)
(SG) steel cushioned glides for carpeted surfaces. Add \$17.
(RG) non-slip rubber glides for most hard floor surfaces. Add \$22.
(FG) felt glides for most hard floor surfaces. Add \$22.
- **Ganging** (wood leg seating only)
(NG) no ganging (standard)
(GS) ganging seat to seat. See models for upcharges.

DESCRIPTION	FEATURES	MODEL #	STANDARD TEXTILE GRADES											
			1	2	3	4	5	6	7	8	9	10	11	12
 <p>3361R 3361L</p> <p>Single Seater - w/Left or Right Arm, Metal Legs COM: 4.75 YD 4.34 M Unit weight: 62 LB 28.2 KG Carton weight: 72 LB 32.66 KG Carton volume: 28.5 FT³ 0.8 MT³</p>		3361R	-	1866	1994	2142	2384	2607	2830	3025	3267	3495	3804	4241
		3361L												
			OVERALL DIMENSIONS			SEAT DIMENSIONS			BACK DIMENSIONS					
			W	D	H	W	D	H	W	H	W	H		
			IN 39.5	29	28.5	36	19	17	36	12				
			MM 1003	737	724	914	483	432	914	305				
			RTA 00		1 per carton									

DESCRIPTION	FEATURES	MODEL#	STANDARD TEXTILE GRADES											
			1	2	3	4	5	6	7	8	9	10	11	12
 <p>Single Seater - Armless, Metal Legs COM: 3.25 YD 2.97 M Unit weight: 48 LB 21.8 KG Carton weight: 58 LB 26.31 KG Carton volume: 28.5 FT³ 0.8 MT³</p>		3361NA	-	1673	1761	1862	2028	2180	2333	2466	2632	2788	2999	3298
				OVERALL DIMENSIONS			SEAT DIMENSIONS			BACK DIMENSIONS				
				W	D	H	W	D	H	W	H			
				IN 36.5	29	28.5	36.5	19	17	36.5	12			
				MM 927	737	724	927	483	432	927	305			
			RTA 00	1 per carton										
 <p>Three Seat Sofa - w/Left or Right Arm, Metal Legs COM: 7.75 YD 7.09 M Unit weight: 105 LB 47.7 KG Carton weight: 120 LB 54.43 KG Carton volume: 41 FT³ 1.16 MT³</p>		3363R	-	2672	2882	3122	3517	3881	4246	4563	4959	5331	5834	6547
				OVERALL DIMENSIONS			SEAT DIMENSIONS			BACK DIMENSIONS				
				W	D	H	W	D	H	W	H			
				IN 75	29	28.5	71	19	17	71	12			
				MM 1905	737	724	1803	483	432	1803	305			
			RTA 00	1 per carton										
 <p>Three Seat Sofa - Armless, Metal Legs COM: 6.5 YD 5.94 M Unit weight: 96 LB 43.6 KG Carton weight: 111 LB 50.35 KG Carton volume: 39.25 FT³ 1.11 MT³</p>		3363NA	-	2479	2655	2857	3187	3493	3799	4065	4397	4709	5131	5729
				OVERALL DIMENSIONS			SEAT DIMENSIONS			BACK DIMENSIONS				
				W	D	H	W	D	H	W	H			
				IN 72	29	28.5	72	19	17	72	12			
				MM 1829	737	724	1829	483	432	1829	305			
			RTA 00	1 per carton										
 <p>Ottoman, Metal Legs COM: 1.75 YD 1.6 M Unit weight: 38 LB 17.3 KG Carton weight: 50 LB 22.68 KG Carton volume: 12.5 FT³ 0.35 MT³</p>		3361B	-	1290	1337	1392	1481	1563	1645	1717	1806	1890	2004	2165
				OVERALL DIMENSIONS			SEAT DIMENSIONS			BACK DIMENSIONS				
				W	D	H	W	D	H	W	H			
				IN 35.5	20.5	17.5	-	-	-	-	-			
				MM 902	521	445	-	-	-	-	-			
			RTA 00	1 per carton										
 <p>Bench, Metal Legs COM: 3.5 YD 3.2 M Unit weight: 70 LB 31.8 KG Carton weight: 80 LB 36.29 KG Carton volume: 18.75 FT³ 0.53 MT³</p>		3363B	-	1943	2038	2146	2325	2489	2654	2797	2976	3144	3371	3693
				OVERALL DIMENSIONS			SEAT DIMENSIONS			BACK DIMENSIONS				
				W	D	H	W	D	H	W	H			
				IN 72	20.5	17.5	-	-	17.5	-	-			
				MM 1829	521	445	-	-	445	-	-			
			RTA 00	1 per carton										

DESCRIPTION	FEATURES	MODEL#	STANDARD TEXTILE GRADES													
			1	2	3	4	5	6	7	8	9	10	11	12		
 <p>3431R 3431L</p> <p>Single Seater - w/Left or Right Arm, Wood Legs COM: 4.75 YD 4.34 M Unit weight: 60 LB 27.3 KG Carton weight: 70 LB 31.75 KG Carton volume: 28.5 FT³ 0.8 MT³</p>	Optional ganging bracket (1 unit) for seat to seat on 1 side - add \$12.	3431R	-	2146	2275	2422	2664	2887	3111	3305	3548	3776	4084	4521		
		3431L														
		OVERALL DIMENSIONS			SEAT DIMENSIONS			BACK DIMENSIONS								
		IN	39.5	29	28.5	36	19	17	36	12						
MM	1003	737	724	914	483	432	914	305								
				RTA 00	1 per carton											
 <p>3431NA</p> <p>Single Seater - Armless, Wood Legs COM: 3.25 YD 2.97 M Unit weight: 46 LB 20.9 KG Carton weight: 56 LB 25.4 KG Carton volume: 28.5 FT³ 0.8 MT³</p>	Optional ganging bracket (2 units) for seat to seat on both sides - add \$24.	3431NA	-	1924	2012	2113	2279	2431	2584	2717	2883	3039	3250	3549		
		3431NA														
		OVERALL DIMENSIONS			SEAT DIMENSIONS			BACK DIMENSIONS								
		IN	36.5	29	28.5	36.5	19	17	36.5	12						
MM	927	737	724	927	483	432	927	305								
				RTA 00	1 per carton											
 <p>3433R 3433L</p> <p>Three Seat Sofa - w/Left or Right Arm, Wood Legs COM: 7.75 YD 7.09 M Unit weight: 99 LB 45 KG Carton weight: 111 LB 50.35 KG Carton volume: 41 FT³ 1.16 MT³</p>	Optional ganging bracket (1 unit) for seat to seat on 1 side - add \$12.	3433R	-	3073	3283	3523	3918	4282	4647	4964	5360	5732	6235	6948		
		3433L														
		OVERALL DIMENSIONS			SEAT DIMENSIONS			BACK DIMENSIONS								
		IN	75	29	28.5	71	19	17	71	12						
MM	1905	737	724	1803	483	432	1803	305								
				RTA 00	1 per carton											
 <p>3433NA</p> <p>Three Seat Sofa - Armless, Wood Legs COM: 6.5 YD 5.94 M Unit weight: 90 LB 40.9 KG Carton weight: 105 LB 47.63 KG Carton volume: 39.25 FT³ 1.11 MT³</p>	Optional ganging bracket (2 units) for seat to seat on both sides - add \$24.	3433NA	-	2851	3027	3229	3559	3865	4171	4437	4769	5081	5503	6101		
		3433NA														
		OVERALL DIMENSIONS			SEAT DIMENSIONS			BACK DIMENSIONS								
		IN	72	29	28.5	72	19	17	72	12						
MM	1829	737	724	1829	483	432	1829	305								
				RTA 00	1 per carton											
 <p>3434B</p> <p>Ottoman, Wood Legs COM: 1.75 YD 1.6 M Unit weight: 36 LB 16.4 KG Carton weight: 48 LB 21.77 KG Carton volume: 12.5 FT³ 0.35 MT³</p>		3434B	-	1484	1531	1586	1675	1757	1839	1911	2000	2084	2198	2359		
		3434B														
		OVERALL DIMENSIONS			SEAT DIMENSIONS			BACK DIMENSIONS								
		IN	35.5	20.5	17.5	-	-	-	-	-						
MM	902	521	445	-	-	-	-	-								
				RTA 00	1 per carton											

DESCRIPTION	FEATURES	MODEL#	STANDARD TEXTILE GRADES													
			1	2	3	4	5	6	7	8	9	10	11	12		
 <p>Bench, Wood Legs COM: 3.5 YD 3.2 M Unit weight: 66 LB 30 KG Carton weight: 76 LB 34.47 KG Carton volume: 18.75 FT³ 0.53 MT³</p>		3435B	-	2234	2329	2437	2616	2780	2945	3088	3267	3435	3662	3984		
			OVERALL DIMENSIONS			SEAT DIMENSIONS			BACK DIMENSIONS							
			W	D	H	W	D	H	W	H						
			IN 72	20.5	17.5	-	-	17.5	-	-						
MM 1829	521	445	-	-	445	-	-									
			RTA 00	1 per carton												

DESCRIPTION	FEATURES	MODEL#	STANDARD TEXTILE GRADES													
			1	2	3	4	5	6	7	8	9	10	11	12		
 <p>Bolster Cushion COM: 1 YD 0.91 M Unit weight: 1 LB 0.5 KG Carton weight: 1.5 LB 0.68 KG Carton volume: 1.3 FT³ 0.03 MT³</p>	1 loose cushion.	3885	-	133	160	191	242	289	336	377	428	476	541	633		
			OVERALL DIMENSIONS			SEAT DIMENSIONS			BACK DIMENSIONS							
			W	D	H	W	D	H	W	H						
			IN 16	5	7	-	-	-	-	-						
MM 406	127	178	-	-	-	-	-									
			RTA 00		1 per carton											

WIND LINEAR TABLES



model 3878 (side table - rectangular)

For Wind Linear seating, please see page 152.

STANDARD FEATURES




- Wind Linear is an extension of the Wind lounge series with an emphasis on expansive, clean lines.
- Seating and freestanding tables can be used as stand-alone products. Seating units can be linked together using bridge tables to create infinite configurations.
- Tables are available with metal legs. Please see right column for additional details.
- A variety of glide types are available. Please see right column for additional details. Casters are not available on this series.
- Models are offered in thermally fused laminate finishes to coordinate with Global casegoods and wood seating.









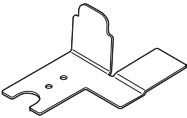


GANGING

- Table bridges can mount outside or in-between seats to accommodate various work and collaborative settings. Requires table attaching bracket kit 3360.
- Bridge corner and end tables mount between chairs and/or sofa units only (at armless ends). Bridge table (model 3884) is only to be used with ottomans and/or benches. Both require table attaching bracket kit 3360.

Please add option codes in the following order:

- **Model number**
3878, 3879, 3880, 3881L + 3883
 Metal leg tables
3882 + 3884
 Bridge tables (no legs)
- **Laminate top finish (LPL)**
 Absolute Acajou (ACJ), Asian Night (ASN), Avant Cherry (AWC), Avant Honey (AWH), Black (BLK), Blizzard (BZD), Brushed Cobalt (BRC), Clear Maple (CMB), Custom Grey (CGY), Dark Espresso (DES), Designer White (DWT), Fashionista (FAS), First Class (FCL), Noce Biondo (NBL), Noce Grigio (NGL), Noce Leggero (NEL), Noce Medio (NML), Quartered Mahogany (QTM), Sheer Beauty (SBY), Stonedust (SDT), Storm Grey (SOG), Walnut Heights (WHE), White Chocolate (WHC) and Winter Cherry (WCR).
- **Leg finish (metal)**
 For metal leg frame finish options, please see page 161. Upcharges apply for plated finishes:
(CHM) Chrome. No upcharge (except on bridge corner table model 3881 - add \$61)
(BCH) Brushed Chrome. Add \$73.
(SBR) Satin Brass. Add \$189.
(ACO) Antique Copper. Add \$189.
- **Glide type (metal legs only)**
(GL) Black glide for most surfaces (standard)
(NM) non-marking glides for most surfaces. No upcharge.

DESCRIPTION	FEATURES	MODEL #	STANDARD TEXTILE GRADES																																					
 <p>Side Table - Rectangular, Metal Legs COM: N/A Unit weight: 30 LB 13.6 KG Carton weight: 38 LB 17.24 KG Carton volume: 11.5 FT³ 0.32 MT³</p>	Freestanding.	3878	List price																																					
			1112																																					
			<table border="1"> <thead> <tr> <th rowspan="2"></th> <th colspan="3">OVERALL DIMENSIONS</th> <th colspan="3">SEAT DIMENSIONS</th> <th colspan="2">BACK DIMENSIONS</th> </tr> <tr> <th>W</th> <th>D</th> <th>H</th> <th>W</th> <th>D</th> <th>H</th> <th>W</th> <th>H</th> </tr> </thead> <tbody> <tr> <td>IN</td> <td>20</td> <td>25</td> <td>16</td> <td>-</td> <td>-</td> <td>-</td> <td>-</td> <td>-</td> </tr> <tr> <td>MM</td> <td>508</td> <td>635</td> <td>406</td> <td>-</td> <td>-</td> <td>-</td> <td>-</td> <td>-</td> </tr> </tbody> </table>				OVERALL DIMENSIONS			SEAT DIMENSIONS			BACK DIMENSIONS		W	D	H	W	D	H	W	H	IN	20	25	16	-	-	-	-	-	MM	508	635	406	-	-	-	-	-
	OVERALL DIMENSIONS			SEAT DIMENSIONS			BACK DIMENSIONS																																	
	W	D	H	W	D	H	W	H																																
IN	20	25	16	-	-	-	-	-																																
MM	508	635	406	-	-	-	-	-																																
 <p>Side Table - 25" Square, Metal Legs COM: N/A Unit weight: 32 LB 14.5 KG Carton weight: 40 LB 18.14 KG Carton volume: 11.5 FT³ 0.32 MT³</p>	Freestanding.	3879	List price																																					
			1241																																					
			<table border="1"> <thead> <tr> <th rowspan="2"></th> <th colspan="3">OVERALL DIMENSIONS</th> <th colspan="3">SEAT DIMENSIONS</th> <th colspan="2">BACK DIMENSIONS</th> </tr> <tr> <th>W</th> <th>D</th> <th>H</th> <th>W</th> <th>D</th> <th>H</th> <th>W</th> <th>H</th> </tr> </thead> <tbody> <tr> <td>IN</td> <td>25</td> <td>25</td> <td>16</td> <td>-</td> <td>-</td> <td>-</td> <td>-</td> <td>-</td> </tr> <tr> <td>MM</td> <td>635</td> <td>635</td> <td>406</td> <td>-</td> <td>-</td> <td>-</td> <td>-</td> <td>-</td> </tr> </tbody> </table>				OVERALL DIMENSIONS			SEAT DIMENSIONS			BACK DIMENSIONS		W	D	H	W	D	H	W	H	IN	25	25	16	-	-	-	-	-	MM	635	635	406	-	-	-	-	-
	OVERALL DIMENSIONS			SEAT DIMENSIONS			BACK DIMENSIONS																																	
	W	D	H	W	D	H	W	H																																
IN	25	25	16	-	-	-	-	-																																
MM	635	635	406	-	-	-	-	-																																
 <p>Bridge Corner Table - Right or Left, Metal Legs COM: N/A Unit weight: 25 LB 11.4 KG Carton weight: 33 LB 14.97 KG Carton volume: 11.5 FT³ 0.32 MT³</p>	Requires bracket kit (3360). Chrome (CHM) leg frame finish - add \$61.	3881R 3881L	List price																																					
			1502																																					
			<table border="1"> <thead> <tr> <th rowspan="2"></th> <th colspan="3">OVERALL DIMENSIONS</th> <th colspan="3">SEAT DIMENSIONS</th> <th colspan="2">BACK DIMENSIONS</th> </tr> <tr> <th>W</th> <th>D</th> <th>H</th> <th>W</th> <th>D</th> <th>H</th> <th>W</th> <th>H</th> </tr> </thead> <tbody> <tr> <td>IN</td> <td>25</td> <td>25</td> <td>12</td> <td>-</td> <td>-</td> <td>-</td> <td>-</td> <td>-</td> </tr> <tr> <td>MM</td> <td>635</td> <td>635</td> <td>305</td> <td>-</td> <td>-</td> <td>-</td> <td>-</td> <td>-</td> </tr> </tbody> </table>				OVERALL DIMENSIONS			SEAT DIMENSIONS			BACK DIMENSIONS		W	D	H	W	D	H	W	H	IN	25	25	12	-	-	-	-	-	MM	635	635	305	-	-	-	-	-
	OVERALL DIMENSIONS			SEAT DIMENSIONS			BACK DIMENSIONS																																	
	W	D	H	W	D	H	W	H																																
IN	25	25	12	-	-	-	-	-																																
MM	635	635	305	-	-	-	-	-																																

DESCRIPTION	FEATURES	MODEL#	STANDARD TEXTILE GRADES						
			List price						
			3882	789					
 <p>Bridge End Table COM: N/A Unit weight: 20 LB 9.1 KG Carton weight: 25 LB 11.34 KG Carton volume: 3.4 FT³ 0.09 MT³</p>	Requires bracket kit (3360). To be used with chair and sofa models. Not usable with bench or ottoman models.	OVERALL DIMENSIONS			SEAT DIMENSIONS			BACK DIMENSIONS	
		W	D	H	W	D	H	W	H
		IN 20	25	5	-	-	-	-	-
		MM 508	635	127	-	-	-	-	-
		  1 per carton							
			List price						
			3883	1098					
 <p>Low Side Table, Metal Legs COM: N/A Unit weight: 26 LB 11.8 KG Carton weight: 32 LB 14.51 KG Carton volume: 11.5 FT³ 0.32 MT³</p>	Freestanding.	OVERALL DIMENSIONS			SEAT DIMENSIONS			BACK DIMENSIONS	
		W	D	H	W	D	H	W	H
		IN 20	25	12	-	-	-	-	-
		MM 508	635	305	-	-	-	-	-
		  1 per carton							
			List price						
			3884	710					
 <p>Bridge Table - 20" Square COM: N/A Unit weight: 18 LB 8.2 KG Carton weight: 23 LB 10.43 KG Carton volume: 3.4 FT³ 0.09 MT³</p>	Requires bracket kit (3360). To be used with bench and ottoman models. Not usable with chair or sofa models.	OVERALL DIMENSIONS			SEAT DIMENSIONS			BACK DIMENSIONS	
		W	D	H	W	D	H	W	H
		IN 20	20	5	-	-	-	-	-
		MM 508	508	127	-	-	-	-	-
		 1 per carton							
			List price						
			3360	125					
 <p>Table Bracket Kit COM: N/A Unit weight: 1 LB 0.5 KG Carton weight: 1.5 LB 0.68 KG Carton volume: 0.5 FT³ 0.01 MT³</p>	Kit includes 4 brackets and hardware. Use with models 3881L, 3881R, 3882, 3884, 3436R and 3436L. 1 kit per carton.	OVERALL DIMENSIONS			SEAT DIMENSIONS			BACK DIMENSIONS	
		W	D	H	W	D	H	W	H
		IN 5	7.5	3	-	-	-	-	-
		MM 127	191	76	-	-	-	-	-
		 							

textiles and finishes

Care and Cleaning

Textiles

Fabrics: To extend the life of your seating upholstered in fabric, regularly dust the chair to prevent airborne particles from penetrating the fabric surface.

For light soiling, use a damp cloth and blot the spot with very light pressure, taking care never to soak the fabric. Dry with a clean cloth by blotting - never rub fabric. More intense stains can be treated the same way, but with a mild detergent. Always test fabric first in an unseen area before using any cleaning method.

Leather: For regular cleaning, simply use a soft damp cloth, taking care not to soak the leather. For more thorough treatment, soak a soft cloth in a mild soap solution and wipe surface in a light circular motion. Repeat with clean water. Allow to dry and polish with a soft dry cloth. Do not use detergents, aerosol sprays or other polishes.

Hard Surfaces

Laminate, painted + plated metal finishes, and solid surfaces:

Wipe the surface with a clean soft damp cloth; if needed, a mild soap solution (i.e. Ivory dishwashing liquid) can be used. To prevent streaks, dry the surface with a clean dry soft cloth moving in a circular motion.

Textiles

- **Water-based cleaner (W):** Spot clean, using the foam only from a water-based cleaning agent, such as a mild detergent or non-solvent upholstery shampoo product. Apply foam with a soft brush in a circular motion. Vacuum when dry. Pretest small area before proceeding.
- **Solvent cleaner (S):** Spot clean, using a mild water-free solvent or dry cleaning product. Clean only in a well-ventilated room and avoid any product containing carbon tetrachloride or other toxic materials. Pretest a small area before proceeding.
- **Water/solvent cleaner (WS):** Spot clean with a mild solvent, an upholstery shampoo, or the foam from a mild detergent. When using a solvent or dry cleaning product, follow instructions carefully and clean only in a well-ventilated room. Avoid any product that contains carbon tetrachloride or other toxic materials. With either method, pretest a small area before proceeding.
- **Vacuum only (X):** Clean this fabric only by vacuuming or light brushing to prevent accumulation of dust and grime. Water-based foam cleaning agents of any kind may cause excessive shrinking, staining, or distortion of the surface pile and therefore, should not be used.
- **Crypton cleaning (C):** Generally stains are removed with plain water and powdered enzyme detergent. Upholstery foam shampoo, water-based cleaning products and germicidal detergents can be used. Be sure to remove all residue from cleaning products with clean water. Do not use solvent-based cleaners or dry cleaning products.
- These recommendations and codes were developed by fabric specialists. However, because of the various ways fabric can be stained or damaged, there is no guarantee that the results will be completely successful. Use suggested methods on your own responsibility. To help prevent overall soil, frequent vacuuming or light brushing to remove dust and grime is recommended. Use professional furniture cleaning service when overall soiled condition has been reached.



Carded Textiles

Grade 1	Bantam, Trak
Grade 2	Allante FRee, Imprint, Luxhide, Release, Vitality
Grade 3	Canter EPU, Nomad
Grade 4	Align, Beeline EPU, California, Continuum, Gridley, Manner, Merit, Messenger, Metric, Mode
Grade 5	Cosmopolitain, Endurance EPU, Eon EPU, Groove EPU, Keynote, Stimuli, Whit EPU
Grade 6	Novaro (leather), Pause
Grade 7	Brisa, Brisa Distressed, Channel, Linnen, Luster, Ultraleather
Grade 8	Dapple, Katano, Rainwater, Reflector, Silica, Silica Etch, Silicone Element
Grade 10	Prescott Leather, Silica Cusp, Silica Hiatus, Spokes
Grade 11	Lena (leather), Sierra (leather), Silica Deflect, Silica Reach

Two Grade Combination Chart

FIRST TEXTILE SELECTED

	1	2	3	4	5	6	7	8	9	10	11	12	13	14
1	1													
2	2	2												
3	3	3	3											
4	3	4	4	4										
5	4	4	5	5	5									
6	5	5	5	6	6	6								
7	5	6	6	6	7	7	7							
8	6	6	7	7	7	8	8	8						
9	7	7	7	8	8	8	9	9	9					
10	8	8	8	8	9	9	9	10	10	10				
11	9	9	9	9	9	10	10	10	11	11	11			
12	10	10	10	10	10	10	11	11	11	12	12	12		
13	11	11	11	11	11	11	12	12	12	12	13	13	13	
14	11	12	12	12	12	12	12	13	13	13	13	14	14	14

Combining two textile grades on Global seating will result in the revised grade shown above.

- Assumptions: Two or more chairs are being ordered, there are no textile pattern repeats larger than 15" and the textile is at least 54" wide.
- A picture or sketch of where the two textiles are to be applied must be provided at time of order.
- This chart cannot be used for combining more than two textiles, a special quotation will be required for combining three or more textiles.

FINISHES

Seating Finishes - Metal *For available leg frame finishes for each seating series, please see page 161*

Antique Copper (ACO)	Black (TBL)	Brushed Chrome (BCH)	Buzz Blue (TBZ)	Cactus (TCC)	Carrot (TCR)
Cloud (TIV)	Chrome (CHM)	Designer White (TDW)	Dijon (TDJ)	Eggplant (TEG)	Fog (TFO)
Frost (TFR)	Ink (TIN)	Kalua (TKA)	Latte (TLA)	Mocha (TMO)	Nevada (TNE)
Sand (TSN)	Satin Brass (SBR)	Scarlet (TSR)	Shadow (TSH)	Toast (TOA)	Tungsten (TTU)

Seating Finishes - Plastic *(Duet, Duet Tables, Popcorn, Sonic and Stream)*

Buzz Blue (BZB)	Cactus (CCT)	Carrot (CRO)	Cloud (IVC)	Dijon (DJN)	Eggplant (EGP)
Fog (FOG)	Frost (FRO)	Ink (INK)	Latte (LAB)	Night (BLK)	Sand (SND)
Scarlet (SAR)	Shadow (SHW)				

Seating Finishes - Wood

Seating finishes will not necessarily match Casegoods finishes; Seating and Casegoods finishes use different wood species and are manufactured at multiple locations.

Absolute (AAM)	Black (BKM)	Cherry (ACM)	Charcoal Java (CJM)*	Empire Mahogany (EMM)*	English Oak (EOM)
Espresso Cafe (ECM)	Fruitwood (TFM)	Gray (HGM)	Harvest Oak (HOM)*	Honey (AHM)	Jet Onyx (JOM)*
Light Honey (LHM)*	Mahogany (TMM)	Maple (AVM)	Medium Walnut (MWM)	Natural Walnut (NLW)	Night (ASM)
Noce Biondo (NBM)	Noce Grigio (NGM)	Noce Leggero (NEM)	Noce Medio (NMM)	Sandy Beach (SBM)*	Shaker Cherry (SKM)
Silver Oak (SOM)*	Walnut (TWM)	WC Cream (WTM)	White (WHM)	Winter Cherry (WCM)	

*Available on Calidon series only.

Solid Wood and Laminate Coordinating Colors

Solid Wood Colors

Absolute (AAM)
 Black (BKM)
 Cherry (ACM)
 Espresso Cafe (ECM)
 Fruitwood (TFM)
 Gray (HGM)
 Honey (AHM)
 Mahogany (TMM)
 Maple (AVM)
 Medium Walnut (MWM)
 Night (ASM)
 Noce Biondo (NBM)
 Noce Grigio (NGM)
 Noce Leggero (NEM)
 Noce Medio (NMM)
 Walnut (TWM)
 WC Cream (WTM)
 White (WHM)
 Winter Cherry (WCM)

Laminate Colors

Absolute Acajou (ACJ)
 Black (BLK)
 Avant Cherry (AWC)
 Dark Espresso (DES)

 Hayden Grey (HGT)
 Avant Honey (AWH)
 Quartered Mahogany (QTM)
 Clear Maple (CMB)

 Asian Night (ASN)
 Noce Biondo (NBL)
 Noce Grigio (NGL)
 Noce Leggero (NEL)
 Noce Medio (NML)

 White Chocolate (WHC)
 Designer White (DWT)
 Winter Cherry (WCR)

METAL LEG, FRAME + BASE FINISH CHART

FINISH CODE	paint finishes																		plated finishes							
	Black	Tungsten	Shadow	Latte	Mocha	Kalua	Toast	Designer White	Nevada	Fog	Cloud	Sand	Frost	Dijon	Carrot	Scarlet	Cactus	Buzz Blue	Eggplant	Ink	Chrome	Brushed Chrome	Satin Brass	Antique Copper		
	TBL	TTU	TSH	TLA	TMO	TKA	TOA	TDW	TNE	TFO	TIV	TSN	TFR	TDJ	TCR	TSR	TCC	TBZ	TEG	TIN	CHM	BCH	SBR	ACO		
GUEST SEATING																										
Marche	•	•																			•*	•*				
Moda (four leg)	•*	•*	<i>Also available in three woodgrain patterns</i>																		•					
Sas	•	•						•													•*					
STACKING/NESTING CHAIRS																										
Duet (sled bases)																					•					
Moda (stacking)																					•					
Popcorn (sled bases)																					•					
Rebound	•	•	•	•	•	•	•	•	•	•	•	•	•	•	•	•	•	•	•	•	•*	•*	•*	•*		
Sonic (four leg + sled bases)	•	•	•	•	•	•	•	•	•	•	•	•	•	•	•	•	•	•	•	•	•					
Stream (multi-purpose)	•	•	•	•	•	•	•	•	•	•	•	•	•	•	•	•	•	•	•	•	•*	•*	•*	•*		
LOUNGE SEATING																										
Ballara	•	•						•													•*	•*				
Citi (seating + tables)	•	•																			•*					
Citi Square	•	•	•	•	•	•	•	•	•	•	•	•	•	•	•	•	•	•	•	•	•*	•*	•*	•*		
Drift (sled base seating + tables)	•	•	•	•	•	•	•	•	•	•	•	•	•	•	•	•	•	•	•	•	•*					
ML	•	•						•													•	•				
ML Park	•	•						•	<i>Also available in polished aluminum (ALU) and brushed aluminum (BAL)</i>																	
River	•	•	•	•	•	•	•	•	•	•	•	•	•								•					
River+ (legs)	•	•	•	•	•	•	•	•	•	•	•	•	•								•					
Sirena (table legs)	•	•																								
Venture	•	•																			•					
Wind	•	•	•	•	•	•	•	•	•	•	•	•	•	•	•	•	•	•	•	•	•	•*	•*	•*		
Wind Linear	•	•	•	•	•	•	•	•	•	•	•	•	•	•	•	•	•	•	•	•	•	•*	•*	•*		

* Upcharge required for this finish selection.

HOW TO ORDER COM OR GPM TEXTILES

BELOW YOU WILL FIND GENERAL INFORMATION ON PLACING COM (CUSTOMER'S OWN MATERIAL) OR GPM (GLOBAL PURCHASES CUSTOMER'S MATERIAL) ORDERS. PLEASE FOLLOW THESE STEPS TO ENSURE YOUR ORDER IS PROCESSED QUICKLY.

1. You can access the Customer's Own Material (COM) order form from the Dealer Centre or directly at <https://www.globalfurnituregroupapps.com/COMForm>.
2. Fill out the "COM/GPM AUTHORIZATION FORM" with all appropriate information:
 - Enter the dealership name, address, contact name, phone number and email address.
 - Enter fabric name/color and mill/manufacturer name (mandatory fields).
 - Enter the chair model and quantity of chairs for the fabric to be used on.
 You must also select the fabric direction for the seat and the back by clicking on the chair image and then selecting the direction. If you make a mistake with the direction you can click on the "here" text under the image.
3. Once you have entered all the information on the form, click "Submit" at the bottom of the screen. You will receive a copy of the form by email and a reference number for your records. The Fabric Department at Global will also get a copy.
4. Once the Fabric Department reviews the form, you may be asked to provide a sample of the fabric for approval. This will apply for any fabrics that have not been approved in the past.

Please mail the sample to:

Fabric Coordinator
596 Supertest Road
Toronto, Ontario
M3J 2M6

5. The Fabric Department will review your application and they will either approve or deny it. Once the request is approved, you will receive an email containing the approval with the fabric code and the amount of fabric yards to send in. There is also a label with a barcode for the sender to attach to the fabric coming in.

All Canadian and international customers, send to:

Global Upholstery Co. Inc.
596 Supertest Road
Toronto, Ontario
M3J 2M6

Global reserves the right to reject a textile if it is found unacceptable for any reason.

COM / GPM(special) AUTHORIZATION REQUEST/TRACKING FORM

CUSTOMER INFORMATION (To be filled by the Dealer) *Use one form per fabric*
Note: Incomplete information may delay or prevent approval

Dealer/Company Name: Email:

Address: City: Postal Code:

Contact Name: Phone:

P.O.B.: Contract #: Date:

Design Specifier of Record (often requested by Mill for Sales Commissions):

FABRIC INFORMATION

1. Fabric Name (series/style):
Fabric color name and description (including specifically designed):

2. Mill/Manufacturer name: Mill phone#:
Website address (if available):

3. Specified fabric's country of origin (if available):

4. Fabric Specification/data sheet (if available please upload and disregard step 5) Attached?
 Yes, skip Step #5. No, complete Step #5.

5. Fabric content (% Cotton, % Polyester, etc.):

Fabric Width: Pattern Repeat: Warp: Fill:

Reinforced? Yes No FR Chemical? Yes No

FABRIC APPLICATION INFORMATION

Chair Model	Qty.	Multi Fabric	Special instructions for CS and buyer	Special Instruction (e.g. reverse side, off direction/roll end pattern, sealed seams, moisture barrier etc.)
<input type="text"/>	<input type="text"/>	<input type="radio"/> Yes <input checked="" type="radio"/> No (Drawing attached)	<input type="text"/>	Sealed seams: Yes <input type="radio"/> No <input checked="" type="radio"/>
<input type="text"/>	<input type="text"/>	<input type="radio"/> Yes <input checked="" type="radio"/> No	<input type="text"/>	Off Direction/roll end pattern: Yes <input type="radio"/> No <input checked="" type="radio"/>
<input type="text"/>	<input type="text"/>	<input type="radio"/> Yes <input checked="" type="radio"/> No	<input type="text"/>	Moisture barrier: Yes <input type="radio"/> No <input checked="" type="radio"/>
<input type="text"/>	<input type="text"/>	<input type="radio"/> Yes <input checked="" type="radio"/> No	<input type="text"/>	Inside out: Yes <input type="radio"/> No <input checked="" type="radio"/>
<input type="text"/>	<input type="text"/>	<input type="radio"/> Yes <input checked="" type="radio"/> No	<input type="text"/>	Other options: Yes <input type="radio"/> No <input checked="" type="radio"/>

FABRIC DIRECTION

New fabric request

Attach fabric sample (12" x width of fabric roll) in correct direction and side.

CANADIAN AND INTERNATIONAL CUSTOMER
Mail to: Fabric Coordinator, 596 Supertest Road, Toronto, Ontario, M3J 2M6

USA CUSTOMER
Mail to: Customer Service Rep., 17 W New Rd # 3116, Marlton, NJ 08053, USA

* Please click on the image above to select the direction for the fabrics for the seat and back.

Previously approved fabric

Previous Global Approval/order #

Attach textile sample (8"x8" swatch) in correct direction and side.

GLOBAL UPHOLSTERY AUTHORIZATION (To be filled by Global Upholstery)

Global Approval # Fabric yard (required for the order) Fabric code






Signature: Print Name: Date:

Comment:

COM ** Customer's Own Material
Proc approval is done. Send the specified fabric amount for order to: 596 Supertest Road, Toronto, Ontario, M3J 2M6

PK- 1. Global Upholstery cannot be responsible for fabric received without the Approval/Acknowledgement #. 2. Global requires MIDB and Country of Origin for fabric supplied by customer from Mill to complete the order and for future references.

DUET AND POPCORN - GLIDE SELECTIONS

GLIDES	SURFACE	CARPET	VINYL SHEET	LVT	VCT	RUBBER	CORK	HARDWOOD	LAMINATE	CERAMIC TILE, STONE	MARBLE, GRANITE	CONCRETE
NO GLIDE (XG) 		●	NR	NR	NR	●	NR	NR	NR	NR	NR	NR
CLEAR POLYCARBONATE GLIDE (CG) 		●	NR	NR	NR	●	NR	NR	NR	NR	NR	●
STAINLESS STEEL PAD ON POLYCARBONATE GLIDE (SG) 		●	NR	NR	NR	●	NR	NR	NR	NR	NR	NR
FELT PAD ON POLYCARBONATE GLIDE (FG) 		NR	●	●	NR	NR	●	NR	●	NR	NR	NR
RUBBER NO SLIP PAD ON POLYCARBONATE GLIDE (RG) 		NR	●	●	●	NR	NR	●	●	●	●	NR

NOTE: The above is only a guideline based on clean and properly finished floors. Glides that are not recommended for use will not be covered by Global's Limited Lifetime Warranty. Site conditions can dramatically affect how appropriate a glide is for any application. Regular inspection of glides is critical to preventing floor damage. See descriptions below.

● = BEST FOR APPLICATION

NR = NOT RECOMMENDED FOR USE

NO GLIDE (XG): The plain Chrome sled based frame slides easily and silently over carpeted surfaces. Note: do not use in damp areas.

CLEAR POLYCARBONATE GLIDE (CG): The polycarbonate glide is easy to move over most flooring. It does not leave marks and it reduces noise on hard surfaces.

STAINLESS STEEL PAD ON POLYCARBONATE GLIDE (SG): The stainless steel bottomed glide slides easily. It is extremely durable, reduces floor contact and noise on hard surfaces.

FELT PAD ON POLYCARBONATE GLIDE (FG): The felt bottomed glide moves silently and smoothly on hard surface flooring. Helps to prevent floor damage.

RUBBER NO SLIP PAD ON POLYCARBONATE GLIDE (RG): The rubber bottomed glide is slip-resistant. It grips flooring, reduces movement, scratching and eliminates noise.

* Glides with felt pads (FG) and rubber pads (RG) are also available on four-legged guest chairs in the following series: Sonic and Stream. Glide and flooring surface combinations follow the recommendations above.

This illustrated list price book has been designed to facilitate fast reference and easy use. Products are categorized into "seating", "desks", "files", "panels" or "tables" and are listed numerically within their categories. The line drawings match actual photographs (where possible) to aid in instant recognition of the total range within a series.

Sales of Global Furniture Group ("Global") products are made only on Global's standard Terms and Conditions of sale which are contained in this list price book. The "Purchaser" in these Terms and Conditions shall refer to Dealers and those who originally purchase directly from Global for use or re-sale. These standard Terms and Conditions may be modified or supplemented only by a separately written document signed by Global's authorized personnel at its head office in Toronto, Ontario, Canada. Any term or condition contained in any purchase order or other form used by the Purchaser to order goods (including standard, printed language) which is different from, in addition to, or in any way inconsistent with Global's standard Terms and Conditions shall be of no force or effect whatsoever.

All illustrations, specifications and prices in this list price book are based on the latest product information available at time of publication. Global reserves the right to make changes at any time and without prior notice to prices, colors, materials, specifications and models offered.

Description

Each product shown or described in this list price book is standard Global product. Available options are noted at the beginning of each series. Available options may require additional delivery time and cost, and may affect the warranty given. Sizes and weights shown are approximate and are subject to slight changes from time to time.

Prices and Payment

The prices shown in this list price book as well as those quoted by Global, are in Canadian dollars for orders shipped to destinations in Canada.

If shipping date requested is more than 90 days from date of order, Global shall reserve the right to use published list prices effective at time of shipment.

Orders are invoiced at time of shipment. Terms of payment are net 30 days from date of invoice unless otherwise stated. The Purchaser agrees that Global shall reserve the right to enforce a charge amounting to 1.5% per month (18% per year) on invoices outstanding more than 30 days.

If the Purchaser's most recent annual net volume is less than \$5,000, Global may suggest payment be made in advance.

All orders are subject to the Purchaser complying with Global's prevailing credit policy.

Any products sold by Global shall remain the property of Global until fully paid.

Prices are suggested list prices only and are subject to change without notice. Global will, however, attempt to keep the Purchasers up-to-date on all developments including price changes.

Taxes

All prices shown in this list price book are exclusive of sales, use, excise, HST and other applicable taxes and duties which may be the Purchaser's responsibility as per the invoice issued by Global. If the Purchaser claims an exemption from such taxes, it shall be the Purchaser's responsibility to furnish Global with an appropriate exemption certificate at time of order.

Ordering Information

Global requires that all orders be submitted in writing and will be acknowledged on Global's acknowledgement forms governing the transaction.

The details appearing on this acknowledgement will describe the items to be shipped and the approximate shipping date. It is the Purchaser's responsibility to determine that the information in the acknowledgment is correct. In the event of an error, the Purchaser must notify their Global Customer Service representative immediately by telephone followed by written confirmation. Shipping dates are assigned to orders based on the items having the longest manufacturing lead time (unless instructed to partial ship).

At time of order, please provide the following information:

1. Account number (if possible)
2. PO number
3. "Bill to" and/or "Ship to" and name and address
4. Complete model number and selected options including textiles/finishes
5. Special instructions and tag information
6. Shipping instructions, please indicate:
 - a. pick up
 - b. Global trailer program
 - c. common carrier, provide name of carrier, your account number
7. Special quote (SQ) # or MTM # (if applicable)
8. Customer's Own Material (COM), Global Purchased Material (GPM), Customer's Own Leather (COL), see below.
9. For specials and custom quoted product, please indicate the custom quote # on your PO. If changes are made to the quote a new quote must be issued prior to submitting the order. It is the Purchaser's responsibility to determine that the information on the quote is correct. Global will not be responsible for wrong product due to errors in the quote.

The above points will be checked by Global for accuracy. Global will process orders using the codes provided by the Purchaser. Price discrepancy is the responsibility of the Purchaser. The Purchaser must notify Global prior to invoicing.

The Purchaser is responsible for providing correct information at time of order. If no option(s) are selected the system will default to standard feature(s). Orders with missing/incorrect information (finish, etc.) will be put on hold until all information is complete. Orders will be scheduled for manufacturing upon receipt of complete information.

Changes and Cancellations

After the date of Global's acknowledgment of the Purchaser's order, the order may not be changed or cancelled by the Purchaser without the written consent of Global. Orders for products upholstered in "special order textiles" (GPM) cannot be cancelled once material has been purchased. Special order items, COM and textile-covered items already in production are not subject to change or cancellation under any circumstances. Textile-covered items are considered to be in production once the textile is scheduled for cutting. Other standard items already in production are subject to a minimum 35% cancellation charge.

Errors and Omissions

All quotations, acknowledgements and invoices are subject to corrections for any errors and omissions.

Castors

The list price book specifies the caster which comes standard with each chair model. Most chairs are equipped with C1 or C65 casters which are best used on carpeted surfaces. If it is intended to use the product on hard surfaces such as ceramics, concrete, linoleum or hardwood, it is recommended to use different casters. It is the responsibility of the customer to determine the standard caster for a particular product and whether such caster is appropriate for the given application. The Arm and Caster section illustrates the caster options offered by Global and their suggested uses.

FINISHES

Seating Finishes - Painted

Where painted frames are not a standard color, a special quote is required.

Seating Finishes - Wood Stained

A one time setup fee of \$250 net will be applied per order for custom wood staining/color matching requests. This payment will be valid for 5 years from the date it is set up. After 5 years, the \$250 setup fee will apply again. Restrictions may apply. The customer must provide a 3" x 3" color chip/sample.

For application of customer's own wood stain, there will be an upcharge of 10% list price, per unit (in addition to the option upcharge, when applicable). For orders with custom stain unit quantities of 30 or more, the upcharge may be reduced or eliminated. A [Special Product Request](#) must be submitted for a quotation.

Custom Wood Staining

Custom wood staining procedure for wood seating is as follows. Customer provides a sample of the desired wood finish. That sample is sent to Global's Specials Department. Several finished samples will be sent back. The customer/end user will sign off on the samples (keeping one for their records) and return the rest of the samples. Global will not necessarily match the wood species but rather will generate a color that will coordinate with the sample when it is applied to the wood species used in the seating frame.

File Finishes

There is no upcharge on any standard file finish. Any non-standard file finish must be approved by Global prior to acceptance of order and may be subject to an upcharge.

9300 Series, 9300 Plus Series and G Series Pedestals can be ordered in non-standard finishes with a 10% upcharge on orders up to and including 10 units. There is no upcharge on orders of 11 units or more.

Please note:

- You can only combine 9300 Series et 9300 Plus Series to meet the 11 unit minimum.

An upcharge of 10% will apply to Metallic, Mica and any non-standard White finishes regardless of the number of units ordered.

Wood Veneer Finishes

Because the distinctive characteristics and the nature of wood products cause variations, exact matches are not always possible. Global will not be held responsible if the finishes cannot be matched.

Customer's Own Material (COM)

Use of COM must be approved by Global prior to acceptance of order. Please submit the Authorization Request Form. Photocopy and use this form as often as necessary. The customer must provide a 12" x 12" textile sample and advise how the textile is to be applied and quantity of textile being sent. **Textile yardage requirement will be advised by the factory, and additional yardage may be required if pattern requires matching.** Upon approval from Global, send textile to the COM Department at: 596 Supertest Road, Toronto ON, M3J 2M5. Send to the address provided on shipping document upon approval from Global. If COM is difficult to apply or if product is required to be modified, extra charges will apply. Global reserves the right to cancel an order at any time if COM is inadequate for any reason. COM must be shipped freight and duties paid if applicable to our factory. Such shipment must be fully identified with the Purchaser's order number, and the item for which the material is intended. Performance of COM when applied to product is the sole responsibility of the Purchaser. Global's standard product warranty shall not apply to COM.

COM price is the lowest published price/grade for the series. The published yardage requirement for COM orders is approximate and shown beside each item in the list price book. The yardage shown there is based on the textile requirements for cutting and sewing a single chair in a plain patterned textile. For textiles with a pattern repeat or for COM orders involving 10 or more chairs, please consult with Customer Service for recalculation of the yardage requirements as this may significantly change the textile requirement.

Textile Grading

All products are priced according to their standard textile grade. Lower grade textiles may be available but at the same price as standard textile grade. See Textiles and Finishes section for graded textiles.

Combining two grades of textiles may result in a revised grade. Please refer to "Two Grades Combination Chart" in the Textiles and Finishes section. For more than two textiles a special quotation is required.

Global Purchased Material, Customer Specified (GPM)

Global may purchase material specified by the customer. Use of GPM must be approved by Global prior to acceptance of order. If it is difficult to apply or if product is required to be modified, extra charges will apply. Global reserves the right to cancel an order at any time if GPM is inadequate for any reason. Performance of GPM when applied to product is the sole responsibility of the textile vendor. Global's standard warranty will not apply to GPM materials.

Customer's Own Leather (COL)

Not all seating can be upholstered in leather. Please consult service notes for availability. COL price is the lowest published grade for the series (leather or fabric).

Upholstery Coverings

Slight variations in color may occur between dye lots. Although Global attempts to minimize these variances, they do occur and must be accepted as normal and will not be considered defects.

Leather is a Natural Product

Natural variations occur in the color, grain and texture of leather. As a result, a degree of variation should be expected. As leather is used it develops a patina. Its color changes slightly, it will get marked and it will stretch and pull, these are the hallmarks of genuine leather and are not considered defects.

Yardage

Required yardage (yd) is based on unmatched materials with widths of 54" for seating, 63" for panels.

Arms

A wide selection of arms are available for some series. See Arm Chart in the Seating list price book.

Weight

In the Seating list price book, weight is provided for both unit weight and carton weight. In the Desking + Tables and Metal Filing + Storage list price books, carton weight is provided.

Delays

Global's order acknowledgment will state a shipping date which is Global's best estimate at the time the order is acknowledged. However, Global shall not incur any obligation or liability to the Purchaser for failure to ship by specified date unless Global has agreed to an unequivocal shipping date in a separately signed written document executed by its authorized personnel at its head office. In addition, Global will not be liable for any loss or damage resulting from any delay or failure in shipment or other failure to perform all or any part of the agreement between the parties with respect to the goods shown on the face of the order acknowledgement where such delay, failure, loss or damage is the proximate result of any act of any governmental authority or political subdivision thereof, revolution, riot, civil disorder or disturbance, delay or default in transportation, strike disputes among or between labor unions or other labor disputes, delay or inability in obtaining materials and facilities, fire, flood, act of God or any cause not within the reasonable control of Global.

Free on Board (FOB)

FOB point is Global's Factory, Toronto, Ontario, Canada.

Courier Type Shipments 

This symbol is used to indicate that the adjacent product can be sent by courier type shipments, such as Federal Express, Purolator, CanPar and UPS.

Shipping

The Purchaser must select, at time of order, one of two methods of freight payment. Global will make no end-user shipments unless special arrangements have been made.

1. FOB point of shipment, freight collect - pick up and common carrier.
2. FOB point of shipment, freight prepaid and invoiced to the Purchaser - Global Trailer Program.

All deliveries are dock to dock.

Service

Service requests are normally the responsibility of Global's authorized Dealers. Where this cannot be accomplished on a local level, service problems should be referred to Global's Customer Service Department.

Global/Express (Canada)
Tel: (905) 660-5101 or 1-800-567-8901
Fax: (905) 660-4759 or 1-800-375-5134

Global International
Tel: (416) 661-3660
Fax: (416) 661-661-0983 or 1-877-585-5579

Returns

No returns of goods will be accepted without written consent and shipping instruction from Global. A minimum re-stocking charge of 35% is made on all authorized returns for credit or refund, provided goods are received by Global in the condition in which they left the factory. This may increase depending on the type of product. Global's Return Goods Authorization (RGA) numbers must appear prominently on all authorized returns. Global will not be responsible

for return freight costs. No credit will be given if goods cannot be reused as new. Special order items, non-stock items and COM products are in no event subject to return. All returns must be approved and authorized in writing by Global Customer Service. Global reserves the right to refuse delivery of any unauthorized returns.

Claims

All goods are sold FOB plant or Global Distribution Center. Global is not responsible for damage which occurs in transit (or in storage). The carrier signs for all goods received in apparently good order. It is the Purchaser's responsibility to examine goods upon receipt and to file any claims with the carrier for losses or damage to the product occurring during transit, including concealed damage.

Any claims made against Global for apparent defects, errors or shortages must be made by the Purchaser, in writing, within 15 working days after any delivery. Failure by the Purchaser to make any claim against Global within 15 days shall constitute acceptance of the goods and a waiver of any apparent defects, errors or shortages.

Suspension

In the event that the Purchaser defaults in the payment of any sum due to Global, or in the event the Purchaser's financial condition becomes unsatisfactory to Global, Global shall have the right to defer or discontinue shipment of any goods until such time as the default is cured or the Purchaser provides assurance of payment to Global.

Copyright

All catalogs, photographs, drawings, list price books and other printed materials are protected by copyright. All rights reserved.

Trademarks

All trademarks are owned by Global Furniture Group other than OBUSFORME™ which is owned by OBUSFORME LTD CO., a division of Homematics Inc., MOR-CARE which is owned by MORBERN INC, Perma-Mesh which is the property of J.B. Research Inc. SCHUKRA™ which is owned by SCHUKRA MANUFACTURING INC. OBUSFORME® and the distinctive backrest design are registered trademarks of OBUSFORME LTD CO.

Designs and Patents

Many of the products produced by Global are protected by design registrations, design patents and/or patents. Design and specifications are subject to change, discontinuance or additions without notice.

For a full listing of issued trademarks, please visit globalfurnituregroup.com.

Cubic Measure

The stated volume is an approximate cubic foot measure that may be used to calculate freight costs. The figure shown is the total shipping volume of a unit (e.g. if a part is sent in 2 cartons the volume indicated reflects both cartons together) and is subject to change without notice. It is most economical to purchase the specified number per carton.

Combined Shipments

Global will make every effort to combine shipments and orders on written request. However, Global cannot be held responsible where such requests are not complied with.

Offer of Sale

Possession of this list price book or any other literature shall not imply the company's willingness to sell to the holder and shall not be construed as a direct offer of sale.

If a conflict arises between: (i) prices found in software support packages furnished to the customer by Global or by any other source on behalf of Global; and (ii) Global's current pricing found on Global's website, then the most current shall prevail.

Testing Qualifications

Many Global products pass or exceed the most stringent industry testing standards.

Disclaimer

Metric dimensions are provided for seating products for reference only. In the event that there is a discrepancy between imperial measurements and metric measurements, imperial measurements shall prevail. Prices shown are current manufacturer's suggested list prices at time of printing. Updated pricing is available on Global's website. All applicable taxes are extra. Descriptions, specifications and prices are subject to change without notice. Errors and omissions are subject to correction.

Fire Rating

The state of California recently repealed CAL TB133, but requests for it may still occur until local fire codes are updated and/or a national standard is declared. Global will no longer test products to meet CAL TB133.

The industry is supporting the adoption of CAL TB117-2013 as the accepted fire standard and will be what Global can support. CAL TB117 outlines performance standards and methods for testing the smolder resistance of cover textiles, barrier materials, filling materials and decking materials used in upholstered furniture. This is done by a "cigarette test".

CAL TB117-2013 does not require a fire blocker or any additional components to achieve the rating. All Global foams and textiles (carded & GPM) meet CAL TB117-2013 requirements without any harmful chemicals. Global can provide third party CAL TB117-2013 certifications upon request for any textile or foam by model.

Often the Fire Marshal will request 'NFPA 261', however, this is not a test required by our industry or provided by Global. CAL TB117-2013 is the equivalent and can be accepted at the discretion of the Fire Marshal.

WARNING - SEATING PRODUCTS TO PREVENT PRODUCT FAILURE AND POSSIBLE INJURY:

Ensure that the appropriate selection is made for the intended use of the chair including user's weight. Some chairs are not recommended for users above a certain weight. Frequently inspect the chair for visible cracks and tighten all screws, bolts and adjustable knobs. If the chair is damaged or unstable, immediately remove it from service.

Any information or suggestions concerning applications, specifications or compliances with codes and standards is provided solely for your convenient reference and without any representation as to accuracy or suitability. Global disclaims any legal responsibility. The user must verify and test the suitability of any information or products for his specific application. Global reserves the right to change the Terms and Conditions in the list price book without notice.

This list price book is effective as of January 1, 2025.

For periodic updates, please check the PDF at globalfurnituregroup.com. After login, select Resources then Price Lists. From here you will have the option to select either the Seating, Desking + Tables or Metal Filing + Storage price list books. Global warrants that all commercial products are free from defects in material and workmanship, for the life of the product, to the original Purchaser.

Global warrants that all commercial products are free from defects in material and workmanship, for the life of the product, to the original Purchaser.

Global will repair or replace, at Global's option, as the sole remedy for any defect covered by the warranty. The warranty applies to products manufactured after March 22, 2016.

Global makes no warranty that any of its products are suitable for any particular purpose and makes no other warranties, express or implied, other than those set out here. As codes and standards vary from one jurisdiction to another, references to compliance are solely for convenience and without any representation as to accuracy or suitability. Users must verify the suitability of such information or product for their specific application. In no event shall Global be liable in either tort or contract for any loss or direct, special, incidental, consequential, or exemplary damages.

General Commercial Seating

Global's warranty for general commercial seating covers all chair components including pneumatic cylinders, bases, casters, glides, frames, arms, plastic seats, backs and other structural components. The warranty applies to single shift, standard commercial usage, defined as a standard eight (8) hour day, forty (40) hour week for users weighing up to 300 lbs.

Exceptions to the warranty for general commercial seating are as follows:

- Foam, upholstery, textiles (as sampled on Global branded and textile program cards), mesh material and electrical devices, are warranted for five (5) years
- Control mechanisms are warranted for twelve (12) years
- Heavy duty seating and light use seating are not defined as General commercial seating (see below for warranty exceptions)

Heavy Duty Seating

Global offers products designed for multiple shift applications (24 hours a day / 7 days a week) and larger individuals weighing up to 350, 400, 500 and/or 600 lbs. (depending on series and/or model). Global warrants these products for twelve (12) years to the original Purchaser. All components (including control mechanisms, pneumatic cylinders, bases, casters, glides, frames, arms, plastic seats/backs, etc.) are covered for 24/7 applications under the warranty. The exceptions are foam, upholstery and textiles, which are covered for five (5) years. Fabric or upholstery material on these products must exceed 100,000 double rubs for the textile portion of the warranty to apply. Heavy duty product series that apply under this warranty can be found in the Heavy Duty section of the list price book.

Light Use Seating

Global offers light use seating that is warranted for ten (10) years for the original Purchaser. The warranty covers all components (frames, glides and arms). The foam/textiles are warranted for five (5) years. The warranty on these light use series is for an eight (8) hour day, forty (40) hour week for users up to 200 lbs. Light use product series that apply under this warranty currently consists of the Key series.

Outdoor Furniture

Global offers products designed for use indoors or outdoors. Global warrants these products for three (3) years to the original purchaser. This warranty applies to single shift (eight (8) hour day, forty (40) hour week) for users weighing up to 275 pounds, unless noted otherwise. Outdoor furniture must be stored indoors during inclement or extreme weather such as extreme cold, extreme heat, or excessive wind.

Exceptions to the warranty for indoor/outdoor furniture is as follows:

- Only Global branded textiles and Alliance Partner carded textile program materials expressly identified for outdoor application are covered for three (3) years when used outdoors.

Seating Warranty Summary

Seating Type	Components Warranty For Original Purchaser	Use Time For Warranty Coverage	Exceptions
General commercial seating	lifetime	8 hours/5 days per week	foam/upholstery/textiles/mesh/electrical devices - 5 years control mechanisms - 12 years
Heavy duty seating	12 years	24 hours/7 days per week	foam/upholstery/textiles - 5 years
Light use seating	10 years	8 hours/5 days per week	foam/upholstery/textiles - 5 years
Indoor + outdoor furniture	3 years	8 hours/5 days per week	outdoor use textiles - 3 years

Global's warranty does not apply (for any product category) to the following:

- Nominal or normal amount of wear and tear that can occur over time
- Failures which result from negligence, abuse, accident or misuse
- Failure to apply, install or maintain products according to Global's written instructions and warnings
- Modifications, attachments or repair methods not approved by Global
- Damage caused by a carrier in transit, or delivery/installation contractors
- The matching of colors, grains or textures (wood, leather, etc.) of natural materials
- Products exposed to extreme hot or cold temperatures or excessively dry or humid environments
- Color fastness or the matching of color of textiles, dye lots of textile can vary
- Damage by markings or staining; damage by sharp objects or imprinting from instruments
- Damage to textiles or laminate and wood surfaces/edges from exposure to sunlight (including UV rays)
- Products not purchased directly from authorized Global resellers
- Products used for rental purposes
- Purchased parts are warranted for one (1) year
- Failure to follow specific cleaning and disinfecting instructions posted on globalfurnituregroup.com

Global's warranty does not cover the costs of transportation or labor. Repair or replacement will be at Global's discretion.

Textiles

Global warrants Global branded textiles and Global carded textile programs inclusive of fabrics, vinyls and leather products for five (5) years. Global does not warrant COM (Customer's Own Material) or GPM (Global Purchased Material) that are customer specified materials, or graded-in and purchased by Global for a customer. For GPM or COM products, please contact the textile supplier for performance information and warranty details. Please refer to our website at globalfurnituregroup.com for detailed information on cleaning and disinfecting procedures. Improper usage of disinfecting/cleaning products may void the warranty.

Global textiles and finishes are updated periodically to meet the demand and trends of the market. As a result, some textiles and finishes may be discontinued by Global or the manufacturer. In the event that a textile or finish is discontinued, Global will make every reasonable effort to provide an alternative product(s) of comparable function.

INDEX

1004.....	7	3870.....	149	6523TWSMB.....	39	6579.....	45	6741TR.....	28	7738.....	116
1011.....	7	3871.....	149	6523WS.....	39	6579TL.....	45	6743TL.....	28	7739.....	116
1015.....	8	3878.....	151	6523WSMB.....	39	6579TLP.....	45	6743TR.....	28	7740.....	116
2075APP.....	47	3879.....	152	6524.....	40	6579TR.....	45	6960.....	22	7741.....	116
2075APPT.....	47	3881L.....	152	6524MB.....	40	6579TRP.....	45	6961.....	22	7742.....	116
2075APU.....	47	3881R.....	152	6524T.....	40	6620.....	9	6962.....	23	7743.....	117, 140
2075APUT.....	48	3882.....	152	6524TMB.....	40	6620TL.....	10	6963.....	23	7746.....	117
2075AUU.....	47	3883.....	152	6524TWS.....	40	6620TLP.....	10	6969.....	24	7747.....	117
2075AUUT.....	48	3884.....	152	6524TWSMB.....	40	6620TR.....	10	6970.....	24	7748.....	117
2075BRAPPT.....	48	3885.....	153	6524WS.....	40	6620TRP.....	10	7701.....	105	7786.....	117
2075BRAPUT.....	48	5233.....	52	6524WSMB.....	40	6621.....	10	7701L.....	105	7787.....	117
2075BRAUUT.....	48	6500BR.....	35	6525.....	40	6621G.....	10	7701NA.....	105	7788.....	117
2075BRNPPT.....	49	6508.....	35	6525T.....	40	6621TL.....	10	7701R.....	105	7862 (UC).....	73
2075BRNPUT.....	49	6508MB.....	35	6525TWS.....	40	6621TLP.....	10	7702.....	105	7867 (UC).....	66
2075BRNUUT.....	49	6508T.....	36	6525WS.....	40	6621TR.....	10	7702L.....	105	7868.....	66
2075BSAPP.....	49	6508TMB.....	36	6526.....	41	6621TRP.....	10	7702NA.....	106	7870L (UC).....	66
2075BSAPU.....	49	6508TWS.....	36	6558.....	41	6622.....	11	7702R.....	105	7870R (UC).....	66
2075BSAUU.....	49	6508TWSMB.....	36	6558CS.....	41	6622TL.....	11	7703.....	106	7870 (UC).....	66
2075BSNPP.....	49	6508WS.....	35	6558CSMB.....	41	6622TLP.....	11	7703L.....	106	7871 (UC).....	67
2075BSNPU.....	50	6508WSMB.....	35	6558MB.....	41	6622TR.....	11	7703NA.....	106	7872 (UC).....	67
2075BSNUU.....	50	6509.....	36	6559.....	41	6622TRP.....	11	7703R.....	106	7873 (UC).....	67
2075CSAPP.....	50	6509MB.....	36	6559CS.....	41	6623.....	11	7704.....	106	7874.....	67
2075CSAPU.....	50	6509T.....	36	6559CSMB.....	41	6623G.....	11	7704L.....	107	7874FS (UC).....	67
2075CSAUU.....	50	6509TMB.....	36	6559MB.....	41	6623TL.....	11	7704NA.....	107	7875LTL (UC).....	74
2075CSNPP.....	50	6509TWS.....	36	6561.....	42	6623TLP.....	12	7704R.....	107	7875RTL (UC).....	74
2075CSNPU.....	50	6509TWSMB.....	36	6561CS.....	42	6623TR.....	11	7705.....	107	7875 (UC).....	73
2075CSNUU.....	50	6509WS.....	36	6563.....	42	6623TRP.....	12	7705L.....	107	7876 (UC).....	74
2075NPP.....	47	6509WSMB.....	36	6563CS.....	42	6624.....	12	7705NA.....	107	7877 (UC).....	74
2075NPPT.....	48	6511.....	36	6563CSMB.....	42	6626.....	12, 28	7705R.....	107	7879.....	75
2075NPU.....	47	6511T.....	36	6563MB.....	42	6627.....	12	7706.....	108	7880.....	68
2075NPUT.....	48	6511TWS.....	36	6564.....	42	6627TL.....	12	7706L.....	108	7885.....	75
2075NUU.....	47	6511WS.....	36	6564CS.....	43	6627TLP.....	13	7706NA.....	108	7886.....	75
2075NUUT.....	48	6513.....	37	6564CSMB.....	43	6627TR.....	12	7706R.....	108	7887.....	75
2076APP.....	51	6513MB.....	37	6564MB.....	42	6627TRP.....	13	7707.....	108	7888.....	75
2076APPT.....	51	6513T.....	37	6565.....	43	6628.....	13	7707L.....	108	7889.....	76
2076APU.....	51	6513TMB.....	37	6565CS.....	43	6628G.....	13	7707NA.....	109	7890L (UC).....	76
2076APUT.....	52	6513TWS.....	37	6573.....	43	6628TL.....	13	7707R.....	108	7890R (UC).....	76
2076AUU.....	51	6513TWSMB.....	37	6573MB.....	43	6628TLP.....	13	7708.....	109	7891L (UC).....	76
2076AUUT.....	52	6513WS.....	37	6573TL.....	43	6628TR.....	13	7708L.....	109	7891R (UC).....	76
2076NPP.....	51	6513WSMB.....	37	6573TLMB.....	43	6628TRP.....	13	7708NA.....	109	7892.....	74, 77
2076NPPT.....	52	6514.....	37	6573TLP.....	43	6630.....	13	7708R.....	109	7893 (UC).....	76
2076NPU.....	51	6514MB.....	37	6573TR.....	43	6631.....	14	7709.....	109	7894 (UC).....	76
2076NPUT.....	52	6514T.....	37	6573TRMB.....	43	6632.....	14	7709L.....	110	7895 (UC).....	74
2076NUU.....	51	6514TMB.....	37	6573TRP.....	43	6633.....	14	7709NA.....	110	7896 (UC).....	74
2076NUUT.....	52	6514TWS.....	37	6574.....	44	6637.....	14	7709R.....	110	7897 (UC).....	75
2085.....	52	6514TWSMB.....	37	6574MB.....	44	6638.....	14	7710L.....	110	7901L (UC).....	76
2813.....	99	6514WS.....	37	6574TL.....	44	6660.....	15	7710NA.....	110	7901R (UC).....	76
2814.....	99	6514WSMB.....	37	6574TLMB.....	44	6661.....	15	7710R.....	110	8016.....	92
3360.....	150	6515.....	37	6574TLMBP.....	44	6662.....	15	7711L.....	110	8016P.....	92
3361B.....	151	6515T.....	38	6574TLP.....	44	6663.....	15	7711NA.....	111	8021.....	91
3361L.....	150	6515TWS.....	38	6574TR.....	44	6667.....	15	7711R.....	110	8021P.....	91
3361NA.....	150	6515WS.....	37	6574TRMB.....	44	6668.....	16	7712L.....	111	8023.....	90
3361R.....	150	6517WS.....	38	6574TRMBP.....	44	6710.....	25	7712NA.....	111	8023P.....	90
3362.....	148	6518.....	38	6574TRP.....	44	6710BS.....	26	7712R.....	111	8024.....	91
3363.....	148	6518MB.....	38	6575.....	44	6710CS.....	26	7713L.....	111	8024P.....	91
3363B.....	151	6518T.....	38	6575TL.....	44	6711.....	25	7713NA.....	111	8025.....	91
3363L.....	151	6518TMB.....	38	6575TLP.....	44	6711BS.....	26	7713R.....	111	8025P.....	91
3363NA.....	151	6518TWS.....	38	6575TR.....	44	6711CS.....	27	7714L.....	112	8026.....	90
3363R.....	151	6518TWSMB.....	38	6575TRP.....	44	6712.....	26	7714NA.....	112	8026S.....	90
3366.....	149	6518WS.....	38	6577.....	44	6712BS.....	27	7714R.....	112	8027.....	92
3367.....	149	6518WSMB.....	38	6577MB.....	44	6712CS.....	27	7715L.....	112	8027P.....	92
3368.....	149	6519.....	38	6577TL.....	44	6713.....	26	7715NA.....	112	8028.....	93
3371.....	141	6519MB.....	38	6577TLMB.....	44	6713BS.....	27	7715R.....	112	8028P.....	93
3371CLTL.....	141	6519T.....	39	6577TLMBP.....	45	6713CS.....	27	7716.....	112	8028PH.....	93
3371CTRL.....	141	6519TMB.....	39	6577TLP.....	45	6714.....	28	7717.....	113	8029.....	93
3371LTL.....	141	6519TWS.....	39	6577TR.....	44	6715.....	28	7718.....	113	8029P.....	93
3371RTL.....	141	6519TWSMB.....	39	6577TRMB.....	44	6720TL.....	16	7725.....	113	8029PH.....	93
3372.....	142	6519WS.....	38	6577TRMBP.....	45	6720TR.....	16	7726.....	113	8030.....	90
3372CLTL.....	142	6519WSMB.....	38	6577TRP.....	45	6721TL.....	16	7727.....	113	8030P.....	90
3372CTRL.....	142	6521.....	39	6578.....	45	6721TR.....	16	7728.....	114	8031.....	90
3372LTL.....	142	6521T.....	39	6578MB.....	45	6722TL.....	16	7729.....	114	8031P.....	90
3372RTL.....	142	6521TWS.....	39	6578TL.....	45	6722TR.....	16	7730.....	114	8032.....	90
3373.....	142	6521WS.....	39	6578TLMB.....	45	6723TL.....	16	7731.....	114	8032P.....	90
3374.....	142	6522.....	40, 53	6578TLMBP.....	45	6723TR.....	16	7732.....	114	8033.....	91
3400.....	143	6523.....	39	6578TLP.....	45	6727TL.....	17	7733.....	115	8033P.....	91
3402.....	143	6523MB.....	39	6578TR.....	45	6727TR.....	17	7734.....	115	8034.....	91
3481.....	103	6523T.....	39	6578TRMB.....	45	6728TL.....	17	7735.....	115	8034P.....	91
3482.....	103	6523TMB.....	39	6578TRMBP.....	45	6728TR.....	17	7736.....	115	8035.....	92
3483.....	103	6523TWS.....	39	6578TRP.....	45	6741TL.....	28	7737.....	115	8035P.....	92

8036.....	92	80430V3116CK.....	98	9759.....	63	R27802R.....	121	R27817S.....	128, 129	S7884R (UC).....	82
8036P.....	92	80430V3116CSF.....	98	9760.....	63	R27803.....	121	R27817SL.....	128	S7884 (UC).....	81
8037.....	93	80430V3116CSK.....	98	9761.....	63	R27803B.....	121	R27817SR.....	128	S7890LLT (UC).....	80
8037P.....	93	80430V3116L.....	98	9762.....	63	R27803L.....	121	R27818.....	128	S7890L (UC).....	80
8037PH.....	93	80430V3116IK.....	98	9763.....	64	R27803R.....	121	R27818L.....	128	S7890RRT (UC).....	80
8038.....	93	80430V3116ISF.....	98	9764.....	59	R27804.....	121	R27818R.....	128	S7890R (UC).....	80
8038P.....	93	80430V3116ISK.....	98	9769S24.....	64	R27804B.....	122	R27818S.....	128	S7891LLT (UC).....	81
8038PH.....	93	80430V3116W.....	98	9769S30.....	64	R27804L.....	122	R27818SL.....	128	S7891L (UC).....	81
8041R2120I.....	96	80430V3116WK.....	98		G	R27804R.....	122	R27818SR.....	128	S7891RRT (UC).....	81
8041R2120IK.....	96	80430V3116WSF.....	98	GC3002.....	18, 19	R27804S.....	121	R27819.....	128	S7891R (UC).....	81
8041R2120ISF.....	96	80430V3116WSK.....	98	GC36308.....	70	R27804SB.....	122	R27819L.....	129	S7893 (UC).....	82
8041R2120ISK.....	96	8051.....	94	GC36309.....	70	R27804SL.....	122	R27819R.....	129	S7894 (UC).....	82
8041R2616C.....	96	8052.....	94	GC36310.....	70	R27804SR.....	122	R27819S.....	128	S7895 (UC).....	78
8041R2616CK.....	96	8053.....	94	GC36314.....	72	R27805.....	122	R27819SL.....	129	S7896 (UC).....	79
8041R2616CSF.....	96	8054.....	94	GC36315.....	72	R27805B.....	122	R27819SR.....	129	S7897 (UC).....	81
8041R2616CSK.....	96	8055.....	94	GC36316.....	72	R27805L.....	122	R27820.....	129	S7901LLT (UC).....	79
8041R2616I.....	96	8056.....	94	GC36317.....	72	R27805R.....	122	R27820L.....	129	S7901L (UC).....	78
8041R2616IK.....	96	8271.....	146	GC36530.....	18	R27805SB.....	122	R27820R.....	129	S7901RRT (UC).....	79
8041R2616ISF.....	96	8272.....	146	GC36531.....	19	R27805SL.....	122	R27820S.....	129	S7901R (UC).....	78
8041R2616ISK.....	96	8273.....	147	GC36532.....	19	R27805SR.....	122	R27820SL.....	129	S7902LLT (UC).....	83
8041R2616W.....	96	8274.....	147	GC36533.....	19	R27806.....	123	R27820SR.....	129	S7902LRT (UC).....	84
8041R2616WK.....	96	8275.....	147		L	R27806B.....	123	R27821.....	129	S7902LT (UC).....	83
8041R2616WSF.....	96	8276.....	147	LX3433CH.....	100	R27806L.....	123	R27821S.....	129	S7902L (UC).....	83
8041R2616WSK.....	96	8506-48.....	144	LX3636OTT.....	100	R27806R.....	123	R27822.....	129	S7902NA (UC).....	83
8041R3016C.....	96	8506-60.....	144	LX6033S.....	100	R27806S.....	123	R27822S.....	129	S7902RRT (UC).....	83
8041R3016CK.....	96	8506-72.....	144	LX8033S.....	100	R27806SB.....	123	R27823.....	130	S7902RT (UC).....	83
8041R3016CSF.....	96	8506-78.....	145		M	R27806SL.....	123	R27823S.....	130	S7902R (UC).....	83
8041R3016CSK.....	96	8509.....	145	ML35SCDK.....	88	R27806SR.....	123	R27824.....	130	S7902 (UC).....	83
8041R3016I.....	96	8621.....	20	ML2121.....	101	R27807.....	123	R27824S.....	130	S7904 (UC).....	84
8041R3016IK.....	96	8621S26.....	20	ML2326.....	101	R27807B.....	123	R27825.....	130	S7904NA (UC).....	84
8041R3016ISF.....	96	8621S30.....	21	ML2418CDK.....	88	R27807L.....	124	R27825S.....	130	S7904R (UC).....	84
8041R3016ISK.....	96	8622.....	20	ML2420CDKP.....	88	R27807R.....	124	R27826.....	130	S7904 (UC).....	84
8041R3016W.....	96	8622S26.....	20	ML2630.....	101	R27807S.....	123	R27826S.....	130	S7905 (UC).....	82
8041R3016WK.....	96	8622S30.....	21	ML2634.....	102	R27807SB.....	123	R27831.....	133	S7911.....	84
8041R3016WSF.....	96	8624.....	20	ML4634 (FC).....	102	R27807SL.....	124	R27832.....	133	S7912.....	85
8041R3016WSK.....	96	8624S2e6.....	21	ML6634 (FC).....	102	R27807SR.....	124	R27833.....	133	S7913.....	85
8042SQ1920I.....	97	8624S30.....	21	ML8634 (FC).....	102	R27808.....	124	R27834.....	133		
8042SQ1920IK.....	97	8647.....	33	ML171724.....	101	R27808B.....	124	R27835.....	133		
8042SQ1920ISF.....	97	8647P.....	33	ML171730.....	101	R27808L.....	124	R27836.....	134		
8042SQ1920ISK.....	97	8648LBN524.....	34	MVCOVS1UB.....	88	R27808R.....	124	R27837.....	134		
8042SQ2216C.....	97	8648LBN530.....	34	MVCOVS1US.....	88	R27808S.....	124	R27838.....	134		
8042SQ2216CK.....	97	8648LBPS24.....	34	MVCOVSM2B.....	88	R27808SB.....	124	R27839.....	134		
8042SQ2216CSF.....	97	8648LBPS30.....	34	MVCOVSM2S.....	88	R27808SL.....	124	R27840.....	134		
8042SQ2216CSK.....	97	8648PS24.....	33	MVL13007.....	86	R27808SR.....	124	R27841.....	135		
8042SQ2216I.....	97	8648PS30.....	34	MVL13008.....	86	R27809.....	124	R27843.....	135		
8042SQ2216IK.....	97	8648S24.....	33	MVL13009.....	87	R27809B.....	125	R27844.....	135		
8042SQ2216ISF.....	97	8648S30.....	34	MVL13010.....	87	R27809L.....	125	R27845.....	135		
8042SQ2216ISK.....	97	8649.....	34	MVL13011.....	87	R27809R.....	125	R27846.....	135		
8042SQ2216W.....	97	9751.....	58	MVL13012.....	87	R27809S.....	124	R27847.....	136		
8042SQ2216WK.....	97	9751L.....	58		R	R27809SB.....	125	R27848.....	136		
8042SQ2216WSF.....	97	9751NA.....	59	R5APPC.....	29	R27809SL.....	125	R27849.....	136		
8042SQ2216WSK.....	97	9751R.....	58	R5APPG.....	29	R27809SR.....	125	R27850.....	136		
8042SQ2816C.....	97	9752.....	59	R5APUC.....	30	R27810.....	125	R27855.....	138		
8042SQ2816CK.....	97	9752L.....	59	R5APUG.....	30	R27810B.....	125	R27856.....	138		
8042SQ2816CSF.....	97	9752L-OB.....	60	R5BSAPP.....	32	R27810L.....	125	R27857.....	138		
8042SQ2816CSK.....	97	9752NA.....	59	R5BSAPU.....	32	R27810R.....	125	R27858.....	138		
8042SQ2816I.....	97	9752NAHB42.....	59	R5BSNPP.....	32	R27811.....	126	R27859.....	138		
8042SQ2816IK.....	97	9752NAHB42TB.....	60	R5BSNPU.....	32	R27811B.....	126	R27860.....	139		
8042SQ2816ISF.....	97	9752NAHB48.....	60	R5CSAPP.....	31	R27811L.....	126	R27861.....	139		
8042SQ2816ISK.....	97	9752NAHB48TB.....	60	R5CSAPU.....	31	R27811R.....	126	R27862.....	139		
8042SQ2816W.....	97	9752NA-OB.....	60	R5CSNPP.....	31	R27812.....	126	R27863.....	139		
8042SQ2816WK.....	97	9752-OB.....	60	R5CSNPU.....	32	R27812B.....	126	R27864.....	139		
8042SQ2816WSF.....	97	9752R.....	59	R5NPPC.....	30	R27812L.....	127	RDOL.....	32		
8042SQ2816WSK.....	97	9752R-OB.....	60	R5NPPG.....	30	R27812R.....	127		S		
80430V2220I.....	98	9753.....	61	R5NPUC.....	30	R27815.....	127	S7862 (UC).....	78		
80430V2220IK.....	98	9753L.....	61	R5NPUG.....	30	R27815L.....	127	S7875LT (UC).....	78		
80430V2220ISF.....	98	9753NA.....	62	R6APP.....	30	R27815R.....	127	S7875RT (UC).....	78		
80430V2220ISK.....	98	9753NAHB42.....	61	R6APU.....	30	R27815S.....	127	S7875 (UC).....	78		
80430V2616C.....	98	9753NAHB42TB.....	61	R6NPP.....	31	R27815SL.....	127	S7876LRT (UC).....	79		
80430V2616CK.....	98	9753NAHB48.....	61	R6NPU.....	31	R27815SR.....	127	S7876LT (UC).....	79		
80430V2616CSF.....	98	9753NAHB48TB.....	61	R2770.....	130	R27816.....	127	S7876RT (UC).....	79		
80430V2616I.....	98	9753NA-OB.....	62	R2771.....	131	R27816L.....	127	S7876 (UC).....	79		
80430V2616IK.....	98	9753-OB.....	62	R27801.....	120	R27816R.....	127	S7877LRT (UC).....	80		
80430V2616ISF.....	98	9753R.....	61	R27801B.....	120	R27816S.....	127	S7877LT (UC).....	80		
80430V2616ISK.....	98	9754.....	62	R27801L.....	120	R27816SL.....	127	S7877RT (UC).....	80		
80430V2616W.....	98	9755.....	62	R27801R.....	120	R27816SR.....	127	S7877 (UC).....	80		
80430V2616WK.....	98	9756.....	63	R27802.....	120	R27817.....	128	S7879.....	82		
80430V2616WSF.....	98	9757L.....	63	R27802B.....	120	R27817L.....	128	S7884L (UC).....	82		
80430V3116C.....	98	9758R.....	63	R27802L.....	121	R27817R.....	128	S7884NA (UC).....	81		

Global offices in Canada

Head Office

560 Supertest Road
Toronto, Ontario
M3J 2M6
T (416) 650-6500

Toronto Sales Office

1350 Flint Road
Toronto, Ontario
M3J 2J7
T (416) 661-3660

Moncton

268 Coverdale Road
Riverview, New Brunswick
E1B 3J2
T (506) 858-8383

Showrooms

Calgary

237 8 Avenue SE, Suite 302
Calgary, Alberta
T2G 5C3
T (403) 250-7770

The Blueprint Montreal

1010 Sainte-Catherine Street W, Mezz 2
Montreal, Quebec
H3B 1E7
T (514) 866-4331

Ottawa

251 Laurier Avenue West, Suite 400
Ottawa, Ontario
K1P 5J6
T (613) 234-2881
Please call ahead to book an appointment.

Edmonton

10158 103 Street NW, Suite 201
Edmonton, Alberta
T5J 0X6
T (780) 444-8922

Toronto

1350 Flint Road
Toronto, Ontario
M3J 2J7
T (416) 661-3660

Vancouver

675 West Hastings Street, Suite 1000
Vancouver, British Columbia
V6B 1N2
T (604) 432-1701

Halifax

1061 Marginal Road, Suite 120
Halifax, Nova Scotia
B3H 4P7
T (902) 422-7434

The Blueprint Toronto

(MetroCentre)
200 Wellington Street West, Suite 1602
Toronto, Ontario
M5V 3C7

Winnipeg

111 Lombard Avenue, Suite 220
Winnipeg, Manitoba
R3B 0T4
T (204) 925-3350

