

Seating

Effective April 2025 Canada

EP929-230916

PRICE LIST
seating



think global

THE GLOBAL EDGE

ERGONOMICS IN THE OFFICE

- Full range of ergonomically designed workplace, healthcare and office furniture with competitive pricing and built-in value.

STRENGTH AND STABILITY

- Established in 1966.
- One of North America's largest office furniture manufacturers.
- Manufacturing and showrooms worldwide.

QUICK SHIP PROGRAM

- Global's Quick Ship program offers the most comprehensive product offering across Canada.
- While we offer many additional products in a wide array of styles and colors, many items will be available to ship to you in as little as ten days.

STRONG LOCAL REPRESENTATION

- Service and expert advice where you are, when you need it!

MANUFACTURING CAPABILITY

- Vertical integration ensures "start to finish" control.
- Ongoing research and investment in new, innovative production technology.

QUALITY ASSURANCE

- The quality program is registered to ISO 9001.
- On-site furniture testing facility.
- Products and components are tested to meet or exceed ANSI/BIFMA standards.
- Products backed by Global's Limited Lifetime Warranty.

ENVIRONMENTAL COMMITMENT

- Continuous development of "earth friendly" programs.
- One of the first molded foam manufacturers to create ozone-friendly, CFC and HFC-free processes.
- Many seat and back pans are made from recyclable plastics and wood waste, enabling little waste and cost effective products.

SYMBOL IDENTIFICATION

Each seating product with an RTA code identifies the assembly requirements.

RTA 00

FULLY ASSEMBLED

RTA 1

SIMPLE ASSEMBLY (no tools required)

Parts to install:

- casters
- base
- pneumatic cylinder/cover can

RTA 2

MODEST ASSEMBLY (tools supplied, if necessary)

Parts to install:

- casters
- base
- pneumatic cylinder/cover can
- back

RTA 4

MODERATE ASSEMBLY (tools supplied)

Parts to install:

- casters
- base
- pneumatic cylinder/cover can
- back
- armrest

RTA 8

FULL ASSEMBLY (tools supplied)

Parts to install:

- casters
- base
- pneumatic cylinder/cover can
- back
- armrest
- mechanism



All products with this designation are suitable for courier shipment throughout Canada.

GLOBAL FABRIC SAMPLE CARDS DISPLAY THE FOLLOWING ACT FABRIC PERFORMANCE SYMBOLS:

THE ASSOCIATION FOR CONTRACT TEXTILES (ACT) HAS DEVELOPED THE FOLLOWING PERFORMANCE GUIDELINES TO MAKE FABRIC SPECIFICATION EASIER. THE FIVE SYMBOLS GIVE ARCHITECTS, DESIGNERS AND END USERS A VAST AMOUNT OF PERFORMANCE INFORMATION IN A SUCCINCT, VISUAL WAY. THIS CHART LISTS THE REQUIRED TESTS THAT CORRESPOND TO SPECIFIC END USES. AN EXPLANATION OF THE SYMBOL ALSO APPEARS.

FIRE RETARDANCY



Flammability testing determines a fabric's performance and resistance to burning.

APPLICATION

Upholstery
Panels and upholstered walls

PASSES

California bulletin 117, section E.
ASTM E 84-03 Class A or Class 1 (unadhered method).

COLOR FASTNESS TO WET & DRY CROCKING



Color fastness to wet & dry crocking refers to the rubbing off of color from the fabric onto clothing, hands or other materials and can occur under wet or dry conditions.

APPLICATION

Upholstery
Panels and upholstered walls

PASSES

AATCC 8-2001 Dry crocking. Class 4 minimum.
Wet crocking, Class 3 minimum.
AATCC 8-2001 E 84 (unadhered method).

COLOR FASTNESS TO LIGHT



Color fastness to light is the degree to which fabric will retain its color when exposed to light.

APPLICATION

Upholstery
Panels and upholstered walls

PASSES

AATCC option 2-2003 or AATCC - option 3-2003.
Class 4 minimum of 40 hours.
AATCC option 2-2003 or AATCC - option 3-2003.
Class 4 minimum of 40 hours.

PHYSICAL PROPERTIES



Three physical property tests include: 1 - Brush pill test to determine a fabric's pilling (the formation of fuzzy galls of fiber on the surface of a fabric). 2 - Breaking/tensile strength is the ability of a fabric to withstand tension without breaking or tearing. 3 - Seam slippage is the pulling apart of fabrics at the seams.

APPLICATION

Upholstery
Panels and upholstered walls

PASSES

Brush pill ASTM D3511-02, 3 minimum.
Breaking strength ASTM D5034-95 (2001) 50 lbs. minimum in warp & weft.
Seam slippage ASTM D4034 25 lbs. minimum in warp & weft.
Breaking strength ASTM D5034-95 (2001) (grab test).
35 lbs. minimum in warp & weft.

ABRASION



Abrasion is the ability of a fabric to withstand damage from wear and rubbing. There is a general contract specification as well as a heavy duty specification.

APPLICATION

General contract upholstery
Heavy duty upholstery

PASSES

ASTM D4157-02 (#10 cotton duck) 15,000 double rubs, Wyzenbeek method.
ASTM D4966-98 (12 KPA pressure) 20,000 double rubs, Martindale method.
ASTM D4157-02 (#10 cotton duck) 30,000 double rubs, Wyzenbeek method.
ASTM D4966-98 (12 KPA pressure) 40,000 double rubs, Martindale method.

COMET



model 2171 (TBL)


model 2174 (TTU)


STANDARD FEATURES


- Reinforced models incorporate welded corner gussets for additional strength and support.
- Models 2171WS and 2172WS stack 5 high on floor or 8 high on dolly for easy storage.
- For dolly, specify model 2125WS (see page 175).
- “WS” models have a wall saver frame design; rear legs hit the baseboard first leaving clearance between the back of the chair and the wall, saving both the chair and the wall from damage.
- In some textiles, stacked chairs may leave frame impressions in chair(s) below.
- Comet heavy duty models 2173WS and 2174WS use Ultracell seat foam for lasting comfort.
- Black polypropylene foot glide is standard.
- Dual wheel carpet casters (C1) are standard.
- Upholstery options: fabric or vinyl only. Vinyl models may feature stitch detail across the seat and/or back cushions, if applicable.

OPTIONAL FEATURES

- For leg frame finish options, please see page 360. For Chrome (CHM) finish, add \$26.
- For hard surface flooring casters, please specify (C9R). Add \$17.
- A selection of glide options is available. Glides must be chosen to best suit flooring type and site conditions. For more information, please refer to the glide section (page 341).
- Glides with felt pads (FG) are available for vinyl sheet, cork or laminate flooring, please specify. Add \$43.
- Glides with rubber pads (RG) are available for vinyl, hardwood, laminate, stone or ceramic flooring, please specify. Add \$43.
- For hard surface floors, please specify opaque non-marking glide (NM). No upcharge.
- Steel cushioned self-leveling glides (B) are available on all models (adds 0.5” to seat height), please specify. Add \$17.

DESCRIPTION	FEATURES	MODEL #	STANDARD TEXTILE GRADES											
	Armchair COM: 1 YD 0.91 M Unit weight: 14 LB 6.4 KG Carton weight: 16.83 LB 7.63 KG Carton volume: 15.5 FT³ 0.43 MT³	2171WS Wall saver	1	2	3	4	5	6	7	8	9	10	11	12
			322	354	381	412	463	510	557	598	649	697	762	854
			OVERALL DIMENSIONS			SEAT DIMENSIONS			BACK DIMENSIONS					
			W	D	H	W	D	H	W	H				
			IN 23	23	32.5	18	17.5	18.5	17.5	14				
			MM 584	584	826	457	445	470	445	356				
		RTA 00	3 per carton (pricing and specifications are for one chair)											

	Reinforced Armchair w/Casters COM: 1 YD 0.91 M Unit weight: 14 LB 6.4 KG Carton weight: 20 LB 9.07 KG Carton volume: 15.5 FT³ 0.43 MT³	2171C Wall saver	1	2	3	4	5	6	7	8	9	10	11	12
			396	428	455	486	537	584	631	672	723	771	836	928
			OVERALL DIMENSIONS			SEAT DIMENSIONS			BACK DIMENSIONS					
			W	D	H	W	D	H	W	H				
			IN 23	22	32.5	18	17.5	18.5	17.5	14				
			MM 584	559	826	457	445	470	445	356				
		RTA 00	1 per carton											

	Armless Stacking Chair COM: 1 YD 0.91 M Unit weight: 13 LB 5.9 KG Carton weight: 15.67 LB 7.11 KG Carton volume: 14.25 FT³ 0.4 MT³	2172WS Wall saver	1	2	3	4	5	6	7	8	9	10	11	12
			248	280	307	338	389	436	483	524	575	623	688	780
			OVERALL DIMENSIONS			SEAT DIMENSIONS			BACK DIMENSIONS					
			W	D	H	W	D	H	W	H				
			IN 19	23	32.5	18	17.5	18.5	17.5	14				
			MM 483	584	826	457	445	470	445	356				
		RTA 00	3 per carton (pricing and specifications are for one chair)											

globalfurnituregroup.com | canadian global 129

DUET



model 6620



model 6621G



model 6621TRP



model 6632

STANDARD FEATURES

- Unique high density seating that is both comfortable and durable.
- Tablet arms are extremely rugged, suitable for armed forces and student use. Tablet hinges up to allow ease of egress. Tablet slides forward and back to accommodate any body size comfortably. Tablet models do not stack.
- Standard tablet (**D8**) size is 18"D x 14.5"W and is made of Black polymer. Tablets are attached at the left or right (as seated). Tablet arms are not available on stools.
- Tablet models do not stack.
- All models have a wall saver frame design; rear legs hit the baseboard first leaving clearance between the back of the chair and the wall, saving both the chair and the wall from damage.
- Armless "G" models feature a patented interlocking feature that allows chairs to be ganged together in rows.
- Model 6626 ganging clamp set is available for use on all armchairs and standard armless models. These brackets snap on the front and rear of the sled base allowing these models to connect together in rows. In Black finish only.
- Clear polycarbonate glides (**CG**) are standard and suitable for concrete, rubber and carpeted floors.
- Active weight capacity for this series is 300 lbs.
- Dual wheel carpet casters (**C1**) are standard on task chairs.
- Upholstery options: fabric, vinyl or leather. Vinyl and leather models may feature stitch detail across the seat and/or back cushions, if applicable.


OPTIONAL FEATURES



- Polypropylene seats, backs and coordinating arms are available in 14 designer colors: Buzz Blue (BZB), Cactus (CCT), Carrot (CRO), Cloud (IVC), Dijon (DJN), Eggplant (EGP), Fog (FOG), Frost (FRO), Ink (INK), Latte (LAB), Night (BLK), Sand (SND), Scarlet (SAR) and Shadow (SHW). Please specify.
- An optional 18.5"D x 18.5"W high pressure laminate writing tablet is available. The core is hardwood veneer plywood with a radiused edge and finished in clear lacquer. This writing tablet is offered in the following finishes: Black (BLK), Clear Maple (CMB), Designer White (DWT) and Noce Grigio (NGL). Please specify. Add \$68.
- A selection of glide options is available. Glides must be chosen to best suit flooring type and site conditions. For more information, please refer to the glide section (page 341).
- Chrome frame is optionally available without glides (**XG**) and is suitable for rubberized and carpeted floors, please specify. No upcharge.
- Glides with stainless steel pads (**SG**) are available for carpet or rubber flooring, please specify. Add \$19.
- Glides with felt pads (**FG**) are available for vinyl sheet, cork or laminate flooring, please specify. Add \$19.
- Glides with rubber pads (**RG**) are available for vinyl, hardwood, laminate, stone or ceramic flooring, please specify. Add \$19.
- For hard surface flooring casters, please specify (**C9R**). Add \$21.
- Pedestal base models have Black bases with 2" height adjustable cylinders, please specify: (**SH**) Swivel, auto return to max height. No upcharge. (**SN**) Non-swivel, auto return to max height. Add \$16. (**SC**) Swivel, auto return to center and return to max height. Add \$26.


	Duet Chairs Stacking Capability		Duet Stools Stacking Capability	
	Stacking on floor	Stacking on dolly #6624	Stacking on floor	Stacking on dolly
Armless				
Polypropylene seat & back	up to 12 high	up to 40* high	up to 12 high	N/A
Polypropylene back & upholstered seat	up to 5 high	up to 12 high	up to 5 high	N/A
Upholstered seat & back	up to 5 high	up to 12 high	up to 3 high	N/A
With Arms				
Polypropylene seat & back	up to 5 high	up to 24 high	up to 5 high	N/A
Polypropylene back & upholstered seat	up to 5 high	up to 12 high	up to 5 high	N/A
Upholstered seat & back	up to 5 high	up to 12 high	up to 3 high	N/A


* through 80" doorway, stacks 36 high.

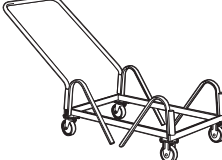
DESCRIPTION	FEATURES	MODEL#	STANDARD TEXTILE GRADES
	<p>Armchair COM: N/A Unit weight: 19 LB 8.6 KG Carton weight: 21.75 LB 9.87 KG Carton volume: 24 FT³ 0.67 MT³</p>	Polypropylene seat & back. Stacks 5 high on floor. Stacks 24 high on dolly.	List price
			6620333
 	<p>Armless Chair COM: N/A Unit weight: 18 LB 8.2 KG Carton weight: 20.5 LB 9.3 KG Carton volume: 14.25 FT³ 0.4 MT³</p>	Polypropylene seat & back. Stacks 12 high on floor. Stacks 40 high on dolly.	List price
			6621257
			6621G276 Ganging
	<p>Armless Chair w/Backpack Rack COM: N/A Unit weight: 20 LB 9.1 KG Carton weight: 28 LB 12.7 KG Carton volume: 13.75 FT³ 0.38 MT³</p>	Polypropylene seat & back. Does not stack.	List price
			6621P431
	<p>Armless Chair w/Tablet COM: N/A Unit weight: 26 LB 11.8 KG Carton weight: 33 LB 14.97 KG Carton volume: 23 FT³ 0.65 MT³</p>	Polypropylene seat & back. Does not stack. Specify (L) left or (R) right tablet.	List price
			6621TR554 6621TL
	<p>Armless Chair w/Tablet and Backpack Rack COM: N/A Unit weight: 27 LB 12.3 KG Carton weight: 32 LB 14.51 KG Carton volume: 16.25 FT³ 0.46 MT³</p>	Polypropylene seat & back. Does not stack. Specify (L) left or (R) right tablet.	List price
			6621TRP728 6621TLP









DESCRIPTION	FEATURES	MODEL#	STANDARD TEXTILE GRADES											
	Armchair COM: 0.75 YD 0.69 M Unit weight: 22 LB 10 KG Carton weight: 25.25 LB 11.45 KG Carton volume: 26.75 FT³ 0.75 MT³	Upholstered seat/polypropylene back. Stacks 5 high on floor. Stacks 12 high on dolly.												
			1	2	3	4	5	6	7	8	9	10	11	12
6622			431	455	475	499	537	572	607	638	676	712	761	830
			OVERALL DIMENSIONS W D H			SEAT DIMENSIONS W D H			BACK DIMENSIONS W H					
IN 25.5 MM 648			23 584	33.25 845	18 457		17.5 445	17 432	18 457		15.5 394			
RTA 00			4 per carton (pricing and specifications are for one chair)											






 	6623	6623G	Upholstered seat/polypropylene back. Stacks 5 high on floor. Stacks 12 high on dolly.												
			1	2	3	4	5	6	7	8	9	10	11	12	
6623			360	384	404	428	466	501	536	567	605	641	690	759	
6623G Ganging			379	403	423	447	485	520	555	586	624	660	709	778	
			OVERALL DIMENSIONS W D H			SEAT DIMENSIONS W D H			BACK DIMENSIONS W H						
IN 20.5 MM 521			23 584	33.25 845	18 457		17.5 445	17 432	18 457		15.5 394				
RTA 00			4 per carton (pricing and specifications are for one chair)												






	6623P	Upholstered seat/polypropylene back. Does not stack.												
			1	2	3	4	5	6	7	8	9	10	11	12
6623P			532	556	576	600	638	673	708	739	777	813	862	931
			OVERALL DIMENSIONS W D H			SEAT DIMENSIONS W D H			BACK DIMENSIONS W H					
IN 20.5 MM 521			23 584	33.25 845	18 457		17.5 445	17 432	18 457		15.5 394			
RTA 00			1 per carton											


	6623TR 6623TL	Upholstered seat/polypropylene back. Does not stack. Specify (L) left or (R) right tablet.												
			1	2	3	4	5	6	7	8	9	10	11	12
6623TR 6623TL			653	677	697	721	759	794	829	860	898	934	983	1052
			OVERALL DIMENSIONS W D H			SEAT DIMENSIONS W D H			BACK DIMENSIONS W H					
IN 24.5 MM 622			27.75 705	33.25 845	18 457		17.5 445	17 432	18 457		15.5 394			
RTA 2			2 per carton (pricing and specifications are for one chair)											

	6624	List price												
			1	2	3	4	5	6	7	8	9	10	11	12
6624			867											
			OVERALL DIMENSIONS W D H			SEAT DIMENSIONS W D H			BACK DIMENSIONS W H					
IN 22.5 MM 572			51 1295	38.25 972	- -		- -	- -	- -		- -			
RTA 1			1 per carton											

DESCRIPTION	FEATURES	MODEL#	STANDARD TEXTILE GRADES																																																								
 	Ganging Clamps - Set of 2 COM: N/A Unit weight: 0.25 LB 0.1 KG Carton weight: 0.3 LB 0.14 KG Carton volume: 0.04 FT³ 0.001 MT³	6626	List price 21																																																								
	For amchairs and models without built in ganging device (G). Upholstered seat & back. Stacks 5 high on floor. Stacks 12 high on dolly.	6627	<table><tr><th colspan="3">OVERALL DIMENSIONS</th><th colspan="3">SEAT DIMENSIONS</th><th colspan="2">BACK DIMENSIONS</th></tr><tr><th>W</th><th>D</th><th>H</th><th>W</th><th>D</th><th>H</th><th>W</th><th>H</th></tr><tr><td>IN 1</td><td>6.5</td><td>0.75</td><td>-</td><td>-</td><td>-</td><td>-</td><td>-</td></tr><tr><td>MM 25</td><td>165</td><td>19</td><td>-</td><td>-</td><td>-</td><td>-</td><td>-</td></tr></table> <div>RTA 00</div> <div> Pricing is for the set, specifications are for one bracket</div>	OVERALL DIMENSIONS			SEAT DIMENSIONS			BACK DIMENSIONS		W	D	H	W	D	H	W	H	IN 1	6.5	0.75	-	-	-	-	-	MM 25	165	19	-	-	-	-	-																								
			OVERALL DIMENSIONS			SEAT DIMENSIONS			BACK DIMENSIONS																																																		
			W	D	H	W	D	H	W	H																																																	
IN 1	6.5	0.75	-	-	-	-	-																																																				
MM 25	165	19	-	-	-	-	-																																																				
 	Armless Chair COM: 0.75 YD 0.69 M Unit weight: 24 LB 10.9 KG Carton weight: 27.25 LB 12.36 KG Carton volume: 26.75 FT³ 0.75 MT³	6628 6628G Ganging	<table><tr><th>1</th><th>2</th><th>3</th><th>4</th><th>5</th><th>6</th><th>7</th><th>8</th><th>9</th><th>10</th><th>11</th><th>12</th></tr><tr><td>486</td><td>510</td><td>530</td><td>554</td><td>592</td><td>627</td><td>662</td><td>693</td><td>731</td><td>767</td><td>816</td><td>885</td></tr></table> <table><tr><th colspan="3">OVERALL DIMENSIONS</th><th colspan="3">SEAT DIMENSIONS</th><th colspan="2">BACK DIMENSIONS</th></tr><tr><th>W</th><th>D</th><th>H</th><th>W</th><th>D</th><th>H</th><th>W</th><th>H</th></tr><tr><td>IN 25.5</td><td>23</td><td>33.25</td><td>18</td><td>17</td><td>17</td><td>18</td><td>15.5</td></tr><tr><td>MM 648</td><td>584</td><td>845</td><td>457</td><td>432</td><td>432</td><td>457</td><td>394</td></tr></table> <div>RTA 00</div> <div>4 per carton (pricing and specifications are for one chair)</div>	1	2	3	4	5	6	7	8	9	10	11	12	486	510	530	554	592	627	662	693	731	767	816	885	OVERALL DIMENSIONS			SEAT DIMENSIONS			BACK DIMENSIONS		W	D	H	W	D	H	W	H	IN 25.5	23	33.25	18	17	17	18	15.5	MM 648	584	845	457	432	432	457	394
			1	2	3	4	5	6	7	8	9	10	11	12																																													
			486	510	530	554	592	627	662	693	731	767	816	885																																													
OVERALL DIMENSIONS			SEAT DIMENSIONS			BACK DIMENSIONS																																																					
W	D	H	W	D	H	W	H																																																				
IN 25.5	23	33.25	18	17	17	18	15.5																																																				
MM 648	584	845	457	432	432	457	394																																																				
	Armless Chair w/Backpack Rack COM: 0.75 YD 0.69 M Unit weight: 25 LB 11.4 KG Carton weight: 30 LB 13.61 KG Carton volume: 11.25 FT³ 0.31 MT³	6628P	<table><tr><th>1</th><th>2</th><th>3</th><th>4</th><th>5</th><th>6</th><th>7</th><th>8</th><th>9</th><th>10</th><th>11</th><th>12</th></tr><tr><td>584</td><td>608</td><td>628</td><td>652</td><td>690</td><td>725</td><td>760</td><td>791</td><td>829</td><td>865</td><td>914</td><td>983</td></tr></table> <table><tr><th colspan="3">OVERALL DIMENSIONS</th><th colspan="3">SEAT DIMENSIONS</th><th colspan="2">BACK DIMENSIONS</th></tr><tr><th>W</th><th>D</th><th>H</th><th>W</th><th>D</th><th>H</th><th>W</th><th>H</th></tr><tr><td>IN 20.5</td><td>23</td><td>33.25</td><td>18</td><td>17</td><td>17</td><td>18</td><td>15.5</td></tr><tr><td>MM 521</td><td>584</td><td>845</td><td>457</td><td>432</td><td>432</td><td>457</td><td>394</td></tr></table> <div>RTA 00</div> <div>4 per carton (pricing and specifications are for one chair)</div>	1	2	3	4	5	6	7	8	9	10	11	12	584	608	628	652	690	725	760	791	829	865	914	983	OVERALL DIMENSIONS			SEAT DIMENSIONS			BACK DIMENSIONS		W	D	H	W	D	H	W	H	IN 20.5	23	33.25	18	17	17	18	15.5	MM 521	584	845	457	432	432	457	394
			1	2	3	4	5	6	7	8	9	10	11	12																																													
			584	608	628	652	690	725	760	791	829	865	914	983																																													
OVERALL DIMENSIONS			SEAT DIMENSIONS			BACK DIMENSIONS																																																					
W	D	H	W	D	H	W	H																																																				
IN 20.5	23	33.25	18	17	17	18	15.5																																																				
MM 521	584	845	457	432	432	457	394																																																				
	Bar Stool w/Arms COM: N/A Unit weight: 27 LB 12.3 KG Carton weight: 30 LB 13.61 KG Carton volume: 21.5 FT³ 0.6 MT³	6630	List price 539																																																								
			<table><tr><th colspan="3">OVERALL DIMENSIONS</th><th colspan="3">SEAT DIMENSIONS</th><th colspan="2">BACK DIMENSIONS</th></tr><tr><th>W</th><th>D</th><th>H</th><th>W</th><th>D</th><th>H</th><th>W</th><th>H</th></tr><tr><td>IN 25.5</td><td>23.5</td><td>45</td><td>18</td><td>17.5</td><td>29.5</td><td>18</td><td>16</td></tr><tr><td>MM 648</td><td>597</td><td>1143</td><td>457</td><td>445</td><td>749</td><td>457</td><td>406</td></tr></table> <div>RTA 00</div> <div>2 per carton (pricing and specifications are for one chair)</div>	OVERALL DIMENSIONS			SEAT DIMENSIONS			BACK DIMENSIONS		W	D	H	W	D	H	W	H	IN 25.5	23.5	45	18	17.5	29.5	18	16	MM 648	597	1143	457	445	749	457	406																								
OVERALL DIMENSIONS			SEAT DIMENSIONS			BACK DIMENSIONS																																																					
W	D	H	W	D	H	W	H																																																				
IN 25.5	23.5	45	18	17.5	29.5	18	16																																																				
MM 648	597	1143	457	445	749	457	406																																																				

DESCRIPTION	FEATURES	MODEL#	STANDARD TEXTILE GRADES												
	Armless Bar Stool COM: N/A Unit weight: 26 LB 11.8 KG Carton weight: 30.5 LB 13.83 KG Carton volume: 18.25 FT³ 0.51 MT³	Polypropylene seat & back. Stacks 12 high on floor.	List price												
			6631	467											
			OVERALL DIMENSIONS			SEAT DIMENSIONS			BACK DIMENSIONS						
			W	D	H	W	D	H	W	H					
			IN 20.75 MM 527	23.5 597	45 1143	18 457	17.5 445	29.5 749	18 457	16 406					
			RTA 00 2 per carton (pricing and specifications are for one chair)												
	Bar Stool w/Arms COM: 0.75 YD 0.69 M Unit weight: 28 LB 12.7 KG Carton weight: 31 LB 14.06 KG Carton volume: 21.5 FT³ 0.61 MT³	Upholstered seat/polypropylene back. Stacks 5 high on floor.													
			6632	1	2	3	4	5	6	7	8	9	10	11	12
			641	665	685	709	747	782	817	848	886	922	971	1040	
			OVERALL DIMENSIONS			SEAT DIMENSIONS			BACK DIMENSIONS						
			W	D	H	W	D	H	W	H					
IN 25.5 MM 648	23.5 597	45 1143	18 457	17.5 445	30 762	18 457	15.5 394								
			RTA 00 2 per carton (pricing and specifications are for one chair)												
	Armless Bar Stool COM: 0.75 YD 0.69 M Unit weight: 27 LB 12.3 KG Carton weight: 31.5 LB 14.29 KG Carton volume: 18.25 FT³ 0.51 MT³	Upholstered seat/polypropylene back. Stacks 5 high on floor.													
			6633	1	2	3	4	5	6	7	8	9	10	11	12
			565	589	609	633	671	706	741	772	810	846	895	964	
			OVERALL DIMENSIONS			SEAT DIMENSIONS			BACK DIMENSIONS						
			W	D	H	W	D	H	W	H					
IN 20.75 MM 527	23.5 597	45 1143	18 457	17.5 445	30 762	18 457	15.5 394								
			RTA 00 2 per carton (pricing and specifications are for one chair)												
	Bar Stool w/Arms COM: 0.75 YD 0.69 M Unit weight: 28.5 LB 13 KG Carton weight: 31.5 LB 14.29 KG Carton volume: 21.5 FT³ 0.61 MT³	Upholstered seat & back. Stacks 3 high on floor.													
			6637	1	2	3	4	5	6	7	8	9	10	11	12
			693	717	737	761	799	834	869	900	938	974	1023	1092	
			OVERALL DIMENSIONS			SEAT DIMENSIONS			BACK DIMENSIONS						
			W	D	H	W	D	H	W	H					
IN 25.5 MM 648	23.5 597	45 1143	18 457	17 432	30 762	18 457	15.5 394								
			RTA 00 2 per carton (pricing and specifications are for one chair)												
	Armless Bar Stool COM: 0.75 YD 0.69 M Unit weight: 27.5 LB 12.5 KG Carton weight: 32 LB 14.51 KG Carton volume: 18.25 FT³ 0.51 MT³	Upholstered seat & back. Stacks 3 high on floor.													
			6638	1	2	3	4	5	6	7	8	9	10	11	12
			620	644	664	688	726	761	796	827	865	901	950	1019	
			OVERALL DIMENSIONS			SEAT DIMENSIONS			BACK DIMENSIONS						
			W	D	H	W	D	H	W	H					
IN 20.75 MM 527	23.5 597	45 1143	18 457	17 432	30 762	18 457	15.5 394								
			RTA 00 2 per carton (pricing and specifications are for one chair)												

DESCRIPTION	FEATURES	MODEL#	STANDARD TEXTILE GRADES												
	Counter Stool w/Arms COM: N/A Unit weight: 22 LB 10 KG Carton weight: 25 LB 11.34 KG Carton volume: 21.5 FT³ 0.6 MT³	Polypropylene seat & back. Stacks 5 high on floor.	List price												
			6660504												
			OVERALL DIMENSIONS			SEAT DIMENSIONS			BACK DIMENSIONS						
			W	D	H	W	D	H	W	H					
IN	25.5	23.5	39.5	18	17.5	24	18	16							
MM	648	597	1003	457	445	610	457	406							
			RTA 002 per carton (pricing and specifications are for one chair)												
	Armless Counter Stool COM: N/A Unit weight: 21 LB 9.5 KG Carton weight: 25.5 LB 11.57 KG Carton volume: 18.25 FT³ 0.51 MT³	Polypropylene seat & back. Stacks 12 high on floor.	List price												
			6661431												
			OVERALL DIMENSIONS			SEAT DIMENSIONS			BACK DIMENSIONS						
			W	D	H	W	D	H	W	H					
IN	20.75	23.5	39.5	18	17.5	24	18	16							
MM	527	597	1003	457	445	610	457	406							
			RTA 002 per carton (pricing and specifications are for one chair)												
	Counter Stool w/Arms COM: 0.75 YD 0.69 M Unit weight: 23 LB 10.5 KG Carton weight: 26 LB 11.79 KG Carton volume: 21.5 FT³ 0.6 MT³	Upholstered seat/polypropylene back. Stacks 5 high on floor.	1	2	3	4	5	6	7	8	9	10	11	12	
			6662	606	630	650	674	712	747	782	813	851	887	936	1005
			OVERALL DIMENSIONS			SEAT DIMENSIONS			BACK DIMENSIONS						
			W	D	H	W	D	H	W	H					
IN	25.5	23.5	39.5	18	17.5	24.5	18	15.5							
MM	648	597	1003	457	445	622	457	394							
			RTA 002 per carton (pricing and specifications are for one chair)												
	Armless Counter Stool COM: 0.75 YD 0.69 M Unit weight: 22 LB 10 KG Carton weight: 26.5 LB 12.02 KG Carton volume: 18.25 FT³ 0.51 MT³	Upholstered seat/polypropylene back. Stacks 5 high on floor.	1	2	3	4	5	6	7	8	9	10	11	12	
			6663	532	556	576	600	638	673	708	739	777	813	862	931
			OVERALL DIMENSIONS			SEAT DIMENSIONS			BACK DIMENSIONS						
			W	D	H	W	D	H	W	H					
IN	20.75	23.5	39.5	18	17.5	24.5	18	15.5							
MM	527	597	1003	457	445	622	457	394							
			RTA 002 per carton (pricing and specifications are for one chair)												
	Counter Stool w/Arms COM: 0.75 YD 0.69 M Unit weight: 23.5 LB 10.7 KG Carton weight: 26.5 LB 12.02 KG Carton volume: 21.5 FT³ 0.6 MT³	Upholstered seat & back. Stacks 3 high on floor.	1	2	3	4	5	6	7	8	9	10	11	12	
			6667	655	679	699	723	761	796	831	862	900	936	985	1054
			OVERALL DIMENSIONS			SEAT DIMENSIONS			BACK DIMENSIONS						
			W	D	H	W	D	H	W	H					
IN	25.5	23.5	39.5	18	17	24.5	18	15.5							
MM	648	597	1003	457	432	622	457	394							
			RTA 002 per carton (pricing and specifications are for one chair)												

DESCRIPTION	FEATURES	MODEL#	STANDARD TEXTILE GRADES													
	Armless Counter Stool COM: 0.75 YD 0.69 M Unit weight: 22.5 LB 10.2 KG Carton weight: 25.5 LB 11.57 KG Carton volume: 17.5 FT³ 0.49 MT³	Upholstered seat & back. Stacks 3 high on floor.														
			6668	1 584	2 608	3 628	4 652	5 690	6 725	7 760	8 791	9 829	10 865	11 914	12 983	
			OVERALL DIMENSIONS			SEAT DIMENSIONS			BACK DIMENSIONS							
						W	D	H	W	D	H				W	H
						IN 20.75	23.5	39.5	18	17	24.5				18	15.5
						MM 527	597	1003	457	432	622				457	394
						RTA 00			2 per carton (pricing and specifications are for one chair)							

MODA



model 6961

Moda Stacking Chairs



For Moda stacking chairs, see page 159.

STANDARD FEATURES

- Moda is an upscale, classic looking multi-purpose product, ideal for conference rooms, training, break out and collaboration areas as well as light-use tasking.
- Chairs are molded with a one-piece shell. Available in Night (**BLK**), Cloud (**IVC**) or Shadow (**SHW**).
- Chair frame consists of a polished aluminum chassis on four steel legs in a durable Chrome finish.
- Standard with nylon glides (**N1**), suitable for carpet, rubber or concrete flooring.
- Upholstery options: fabric, vinyl or leather. Vinyl and leather models may feature stitch detail across the seat and/or back cushions, if applicable.

OPTIONAL FEATURES

- All models are available with optional armcaps in Black self-skinned urethane (**SSU**), in Black, Clear Grey or White finish plastic, or in Butternut, Ebony or Walnut woodgrain to match leg finishes.
- Model 6961 armcaps can also be upholstered in the matching fabric, vinyl or leather.
- Adjustable swivel glides (**SL**) are available for uneven floors, please specify.
- Glides with felt pads (**FG**) are available for vinyl sheet, cork or laminate flooring, please specify. Add \$17.
- Glides with rubber pads (**RG**) are available for vinyl sheet, hardwood, laminate, stone or ceramic flooring, please specify. Add \$17.

Please add option codes in the following order:

- **Model number**
6960 Armchair
6961 Armchair w/upholstered seat
- **Textile**
Specify textile code for seat (model 6961 only).
- **Shell finish** (no upcharge)
(**BLK**) Night
(**IVC**) Cloud
(**SHW**) Shadow
- **Armcap finish**
(**NC**) No armcaps.
(**GC**) Clear Grey plastic. Add \$24.
(**H3**) Black plastic. Add \$24.
(**H4**) White plastic. Add \$24.
(**SS**) Black SSU. Add \$47.
(**BT**) Butternut woodgrain plastic. Add \$96.
(**EB**) Ebony woodgrain plastic. Add \$96.
(**WU**) Walnut woodgrain plastic. Add \$96.
(**UP**) Upholstered (matches seat, model 6961 only). Add \$54.
- **Leg finish**
(**CHM**) Chrome. No upcharge.
(**TBL**) Black. Add \$72.
(**TTU**) Tungsten. Add \$72.
(**BT**) Butternut woodgrain. Add \$149.
(**EB**) Ebony woodgrain. Add \$149.
(**WU**) Walnut woodgrain. Add \$149.
- **Glide style** (no upcharge)
(**ST**) Fixed.
(**SL**) Adjustable swivel.
- **Glide type**
(**N1**) Standard nylon. No upcharge.
(**FG**) Felt. Add \$17.
(**RG**) Rubber. Add \$17.

EXAMPLE MODA FOUR-LEGGED CHAIR ORDER CODE:

6961	-HD05	-IVC	-NC	-CHM	-ST	-N1
Model #	Textile	Shell	Armcaps	Legs	Glide style	Glide type

DESCRIPTION

FEATURES

MODEL #

STANDARD TEXTILE GRADES



Four-Legged Armchair
COM: N/A
Unit weight: 16 LB | 7.3 KG
Carton weight: 25 LB | 11.34 KG
Carton volume: 17.5 FT³ | 0.49 MT³

Polypropylene seat & back.

List price

6960 690

OVERALL DIMENSIONS
W D H

SEAT DIMENSIONS
W D H

BACK DIMENSIONS
W H

IN	25	25	31	20.5	18	16	20	15
MM	635	635	787	521	457	406	508	381

RTA 00 1 per carton

	1	2	3	4	5	6	7	8	9	10	11	12
6961	812	836	856	880	918	953	988	1019	1057	1093	1142	1211

OVERALL DIMENSIONS
W D H

SEAT DIMENSIONS
W D H

BACK DIMENSIONS
W H

IN	25	25	31	20.5	18	16.5	20	14.5
MM	635	635	787	521	457	419	508	368

RTA 00 1 per carton



Four-Legged Armchair
COM: 0.75 YD | 0.69 M
Unit weight: 19 LB | 8.6 KG
Carton weight: 28 LB | 12.7 KG
Carton volume: 17.5 FT³ | 0.49 MT³

Upholstered seat/polypropylene back.

MODA



model 6962

Moda Four-Legged Chairs



For Moda four-legged chairs, please see page 158.

STANDARD FEATURES

- Moda is an upscale, classic looking multi-purpose product, ideal for conference rooms, training, break out and collaboration areas as well as light-use tasking.
- Chairs are molded with a one-piece shell. Available in Night (**BLK**), Cloud (**IVC**) or Shadow (**SHW**).
- Chair frame consists of 0.5" diameter solid steel rod available exclusively in a durable Chrome finish.
- Chairs can be ganged together using ganging clamp set 6970, providing min. 0.25" space between chairs.
- Standard with shell-matching nylon glides (**N1**), suitable for carpet, rubber or concrete flooring.
- Upholstery options: fabric, vinyl or leather. Vinyl and leather models may feature stitch detail across the seat and/or back cushions, if applicable.

OPTIONAL FEATURES



- All models are available with optional armcaps in Black self-skinned urethane (SSU), or in Black, Clear Grey or White finish plastic.
- Model 6963 armcaps can also be upholstered in the matching fabric, vinyl or leather.
- Glides with felt pads (**FG**) are available for vinyl sheet, cork or laminate flooring, please specify. Add \$17.
- Glides with rubber pads (**RG**) are available for vinyl sheet, hardwood, laminate, stone or ceramic flooring, please specify. Add \$17.

Please add option codes in the following order:

- **Model number**
6962 Armchair
6963 Armchair w/upholstered seat
- **Textile**
Specify textile code for seat (model 6963 only).
- **Shell finish** (no upcharge)
(**BLK**) Night
(**IVC**) Cloud
(**SHW**) Shadow
- **Glides**
(**N1**) Standard nylon. No upcharge.
(**FG**) Felt. Add \$17.
(**RG**) Rubber. Add \$17.
- **Armcap finish**
(**NC**) No armcaps.
(**SS**) Black SSU. Add \$47.
(**GC**) Clear Grey plastic. Add \$24.
(**H3**) Black plastic. Add \$24.
(**H4**) White plastic. Add \$24.
(**UP**) Upholstered (matches seat, model 6963 only). Add \$54.

EXAMPLE MODA STACKING CHAIR ORDER CODE:

6963	-HD05	-IVC	-N1	-NC
Model #	Textile	Shell	Glides	Armcaps

DESCRIPTION	FEATURES	MODEL #	STANDARD TEXTILE GRADES											
 Armchair, Sled Base COM: N/A Unit weight: 16 LB 7.3 KG Carton weight: 20.5 LB 9.3 KG Carton volume: 17.5 FT³ 0.49 MT³	Polypropylene seat & back. Stacks 5 high on floor. Stacks 14 high on dolly.	List price												
		6962	596											
		OVERALL DIMENSIONS			SEAT DIMENSIONS			BACK DIMENSIONS						
		W	D	H	W	D	H	W	H					
IN	25	25	31	20.5	18	16	20	15						
MM	635	635	787	521	457	406	508	381						
		RTA 00 2 per carton (pricing and specifications are for one chair)												
 Armchair, Sled Base COM: 0.75 YD 0.69 M Unit weight: 19 LB 8.6 KG Carton weight: 23.5 LB 10.66 KG Carton volume: 17.5 FT³ 0.49 MT³	Upholstered seat/polypropylene back. Stacks 4 high on floor. Stacks 8 high on dolly.													
		OVERALL DIMENSIONS			SEAT DIMENSIONS			BACK DIMENSIONS						
		W	D	H	W	D	H	W	H					
		IN	25	25	31	20.5	18	16.5	20	14.5				
		MM	635	635	787	521	457	419	508	368				
				RTA 00 2 per carton (pricing and specifications are for one chair)										

Medium Density Dolly
COM: N/A
Unit weight: 43 LB | 19.5 KG
Carton weight: 60 LB | 27.22 KG
Carton volume: 13.25 FT³ | 0.37 MT³



Can stack chairs up to 14 high.
For upholstered models, can stack
chairs up to 8 high.

MODEL#		STANDARD TEXTILE GRADES					
List price							
6969		923					
OVERALL DIMENSIONS			SEAT DIMENSIONS			BACK DIMENSIONS	
W	D	H	W	D	H	W	H
IN 25	63	36.75	-	-	-	-	-
MM 635	1600	933	-	-	-	-	-
RTA 1		1 per carton					
List price							



Ganging Clamps - Set of 2
COM: N/A
Unit weight: 0.13 LB | 0.1 KG
Carton weight: 0.3 LB | 0.14 KG
Carton volume: 0.3 FT³ | 0.01 MT³

OVERALL DIMENSIONS			SEAT DIMENSIONS			BACK DIMENSIONS	
	W	D	H	W	D	H	
IN	3	1.5	0.75	-	-	-	-
MM	76	38	19	-	-	-	-



 Pricing is for the set, specifications are for one clamp

POPCORN



model 6711



model 6712



Hand Hold Feature



	Popcorn Chair Stacking Capability		Popcorn Stool Stacking Capability	
	Stacking on floor	Stacking on dolly	Stacking on floor	Stacking on dolly
Armless				
Polypropylene seat	up to 10 high	up to 34 high	up to 8 high	N/A
Upholstered seat	up to 8 high	up to 15 high	up to 8 high	N/A
With Arms				
Polypropylene seat	up to 10 high	up to 34 high	up to 8 high	N/A
Upholstered seat	up to 8 high	up to 15 high	up to 8 high	N/A






STANDARD FEATURES






- Popcorn is a high quality stacking chair, ideal for multi-purpose stack applications within corporate, government and healthcare facilities.
- Chair frame is constructed of 0.5" diameter solid steel rod available exclusively in a durable Chrome finish. There is no crossbar to interfere with feet or leg positions.
- Chairs are "wall safe". Rear legs hit the baseboard first leaving clearance between the back of the chair and the wall, saving both the chair and the wall from damage.
- Upper back features a cut-out hand hold to assist in stacking and transportation.
- Seat and back consists of a one-piece polypropylene shell for strength and ease of cleaning and disinfecting.
- Chairs can be ganged together using ganging clamp set 6626, providing no space between armchair models and 5" space between armless models.
- Chrome frame without glides is standard and suitable for cork, rubberized and carpeted floors.
- Task chairs are standard with five prong, injection molded, fiberglass reinforced nylon Black spider base and dual wheel carpet casters (**C1**).
- Task chairs are available with a tablet. Tablet arms are extremely rugged, suitable for armed forces and student use. Tablet hinges up to allow ease of egress. Tablet slides forward and back to accommodate any body size comfortably.
- Standard tablet (**D8**) size is 18"D x 14.5"W and is made of Black polymer. Tablets are attached at the left or right (as seated) of the task chair.
- Upholstery options: fabric, vinyl or leather. Vinyl and leather models may feature stitch detail across the seat and/or back cushions, if applicable.
- Upholstered models are equipped with a smooth Black shroud underneath the seat to help prevent frame imprints on the lower chair while stacked.

OPTIONAL FEATURES


- Polypropylene shell and coordinating arms are available in 14 designer colors: Buzz Blue (BZB), Cactus (CCT), Carrot (CRO), Cloud (IVC), Dijon (DJN), Eggplant (EGP), Fog (FOG), Frost (FRO), Ink (INK), Latte (LAB), Night (BLK), Sand (SND), Scarlet (SAR) and Shadow (SHW). Please specify.
- An optional 18.5"D x 18.5"W high pressure laminate writing tablet is available. The core is hardwood veneer plywood with a radiused edge and finished in clear lacquer. This writing tablet is offered in the following finishes: Black (BLK), Clear Maple (CMB), Designer White (DWT) and Noce Grigio (NGL). Please specify. Add \$68.
- For hard surface flooring casters on task chairs, please specify (**C9R**). Add \$21.
- A selection of glide options is available. Glides must be chosen to best suit flooring type and site conditions. For more information, please refer to the glide section (page 341).
- Clear polycarbonate glides (**CG**) are available for carpet, rubber or concrete flooring, please specify. Add \$9.
- Glides with stainless steel pads (**SG**) are available for carpet or rubber flooring, please specify. Add \$19.
- Glides with felt pads (**FG**) are available for vinyl sheet, cork or laminate flooring, please specify. Add \$19.
- Glides with rubber pads (**RG**) are available for vinyl, hardwood, laminate, stone or ceramic flooring, please specify. Add \$19.

DESCRIPTION	FEATURES	MODEL #	STANDARD TEXTILE GRADES
	Armchair COM: N/A Unit weight: 21 LB 9.5 KG Carton weight: 23.5 LB 10.66 KG Carton volume: 23 FT³ 0.65 MT³	6710	List price 302
	Armless Chair COM: N/A Unit weight: 15 LB 6.8 KG Carton weight: 17.25 LB 7.82 KG Carton volume: 17 FT³ 0.48 MT³	6711	List price 223

DESCRIPTION	FEATURES	MODEL#	STANDARD TEXTILE GRADES													
	Armchair COM: 0.75 YD 0.69 M Unit weight: 22 LB 10 KG Carton weight: 25.25 LB 11.45 KG Carton volume: 26.75 FT³ 0.75 MT³	Upholstered seat/polypropylene back. Stacks 8 high on floor. Stacks 15 high on dolly.	6712	1	2	3	4	5	6	7	8	9	10	11	12	
				397	421	441	465	503	538	573	604	642	678	727	796	
				OVERALL DIMENSIONS			SEAT DIMENSIONS			BACK DIMENSIONS						
				W	D	H	W	D	H	W	H					
				IN 24.5 MM 622	23.5 597	32.5 826	18 457	18 457	17 432	19.5 495	15.5 394					
RTA 00				4 per carton (pricing and specifications are for one chair)												
	Armless Chair COM: 0.75 YD 0.69 M Unit weight: 16 LB 7.3 KG Carton weight: 19.25 LB 8.73 KG Carton volume: 19.25 FT³ 0.54 MT³	Upholstered seat/polypropylene back. Stacks 8 high on floor. Stacks 15 high on dolly.	6713	1	2	3	4	5	6	7	8	9	10	11	12	
				317	341	361	385	423	458	493	524	562	598	647	716	
				OVERALL DIMENSIONS			SEAT DIMENSIONS			BACK DIMENSIONS						
				W	D	H	W	D	H	W	H					
				IN 20 MM 508	23.5 597	32.5 826	18 457	18 457	17 432	19.5 495	15.5 394					
RTA 00				4 per carton (pricing and specifications are for one chair)												
	Bar Stool w/Arms COM: N/A Unit weight: 25 LB 11.4 KG Carton weight: 29.5 LB 13.38 KG Carton volume: 18.25 FT³ 0.51 MT³	Polypropylene seat & back. Stacks 8 high on floor.	List price													
			6710BS	499												
			OVERALL DIMENSIONS			SEAT DIMENSIONS			BACK DIMENSIONS							
			W	D	H	W	D	H	W	H						
			IN 24.5 MM 622	25.5 648	44.5 1130	18 457	18 457	29 737	19.5 495	16 406						
RTA 00				2 per carton (pricing and specifications are for one chair)												
	Counter Stool w/Arms COM: N/A Unit weight: 20 LB 9.1 KG Carton weight: 25.25 LB 11.45 KG Carton volume: 24 FT³ 0.67 MT³	Polypropylene seat & back. Stacks 8 high on floor.	List price													
			6710CS	468												
			OVERALL DIMENSIONS			SEAT DIMENSIONS			BACK DIMENSIONS							
			W	D	H	W	D	H	W	H						
			IN 24.5 MM 622	25.5 648	40.5 1029	18 457	18 457	24 610	19.5 495	16 406						
RTA 00				2 per carton (pricing and specifications are for one chair)												
	Armless Bar Stool COM: N/A Unit weight: 23 LB 10.5 KG Carton weight: 27.5 LB 12.47 KG Carton volume: 18.25 FT³ 0.51 MT³	Polypropylene seat & back. Stacks 8 high on floor.	List price													
			6711BS	418												
			OVERALL DIMENSIONS			SEAT DIMENSIONS			BACK DIMENSIONS							
			W	D	H	W	D	H	W	H						
			IN 20 MM 508	25.5 648	44.5 1130	18 457	18 457	29 737	19.5 495	16 406						
RTA 00				2 per carton (pricing and specifications are for one chair)												

DESCRIPTION	FEATURES	MODEL#	STANDARD TEXTILE GRADES																
	Armless Counter Stool COM: N/A Unit weight: 18 LB 8.2 KG Carton weight: 22.5 LB 10.21 KG Carton volume: 18.25 FT³ 0.51 MT³			List price															
				6711CS 386															
				OVERALL DIMENSIONS			SEAT DIMENSIONS			BACK DIMENSIONS									
				W	D	H	W	D	H	W	H								
				IN 20	25.5	40.5	18	18	24	19.5	16								
				MM 508	648	1029	457	457	610	495	406								
				RTA 00 2 per carton (pricing and specifications are for one chair)															
					Bar Stool w/Arms COM: 0.75 YD 0.69 M Unit weight: 27 LB 12.3 KG Carton weight: 30 LB 13.61 KG Carton volume: 21.5 FT³ 0.6 MT³														
								1	2	3	4	5	6	7	8	9	10	11	12
6712BS	593	617	637					661	699	734	769	800	838	874	923	992			
OVERALL DIMENSIONS			SEAT DIMENSIONS					BACK DIMENSIONS											
W	D	H	W					D	H	W				H					
IN 24.5	25.5	44.5	18					18	29.5	19.5				16					
MM 622	648	1130	457					457	749	495				406					
RTA 00 2 per carton (pricing and specifications are for one chair)																			
	Counter Stool w/Arms COM: 0.75 YD 0.69 M Unit weight: 22 LB 10 KG Carton weight: 26 LB 11.79 KG Carton volume: 21.5 FT³ 0.6 MT³																		
								1	2	3	4	5	6	7	8	9	10	11	12
				6712CS	562	586	606	630	668	703	738	769	807	843	892	961			
				OVERALL DIMENSIONS			SEAT DIMENSIONS			BACK DIMENSIONS									
				W	D	H	W	D	H	W	H								
				IN 24.5	25.5	40.5	18	18	24.5	19.5	16								
				MM 622	648	1029	457	457	622	495	406								
				RTA 00 2 per carton (pricing and specifications are for one chair)															
					Armless Bar Stool COM: 0.75 YD 0.69 M Unit weight: 25 LB 11.4 KG Carton weight: 29.5 LB 13.38 KG Carton volume: 18.25 FT³ 0.51 MT³														
								1	2	3	4	5	6	7	8	9	10	11	12
6713BS	514	538	558					582	620	655	690	721	759	795	844	913			
OVERALL DIMENSIONS			SEAT DIMENSIONS					BACK DIMENSIONS											
W	D	H	W					D	H	W				H					
IN 20	25.5	44.5	18					18	29.5	19.5				16					
MM 508	648	1130	457					457	749	495				406					
RTA 00 2 per carton (pricing and specifications are for one chair)																			
	Armless Counter Stool COM: 0.75 YD 0.69 M Unit weight: 20 LB 9.1 KG Carton weight: 24.5 LB 11.11 KG Carton volume: 18.25 FT³ 0.51 MT³																		
								1	2	3	4	5	6	7	8	9	10	11	12
				6713CS	480	504	524	548	586	621	656	687	725	761	810	879			
				OVERALL DIMENSIONS			SEAT DIMENSIONS			BACK DIMENSIONS									
				W	D	H	W	D	H	W	H								
				IN 20	25.5	40.5	18	18	24.5	19.5	16								
				MM 508	648	1029	457	457	622	495	406								
				RTA 00 2 per carton (pricing and specifications are for one chair)															

DESCRIPTION	FEATURES	MODEL#	STANDARD TEXTILE GRADES
-------------	----------	--------	-------------------------



Medium Density Dolly

COM: N/A

Unit weight: 24 LB | 10.9 KG

Carton weight: 29 LB | 13.15 KG

Carton volume: 9 FT³ | 0.25 MT³

For upholstered models.

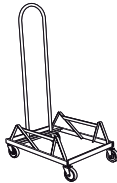
Can stack chairs up to 15 high.

Fits through standard 80" door frame.

6714

825

OVERALL DIMENSIONS			SEAT DIMENSIONS			BACK DIMENSIONS	
W	D	H	W	D	H	W	H
IN 23	31	18.5	-	-	-	-	-
MM 584	787	470	-	-	-	-	-
RTA 00		courier		1 per carton			



High Density Dolly

COM: N/A

Unit weight: 30 LB | 13.6 KG

Carton weight: 36 LB | 16.33 KG

Carton volume: 5.5 FT³ | 0.15 MT³

For polypropylene models.



Can stack chairs up to 34 high.

Fits through standard 80" door frame.

6715

825

OVERALL DIMENSIONS			SEAT DIMENSIONS			BACK DIMENSIONS	
W	D	H	W	D	H	W	H
IN 21.37	31.75	51.75	-	-	-	-	-
MM 543	806	1314	-	-	-	-	-
RTA 1		courier		1 per carton			

Ganging Clamps - Set of 2

COM: N/A

Unit weight: 0.25 LB | 0.1 KG

Carton weight: 0.3 LB | 0.14 KG

Carton volume: 0.04 FT³ | 0.001 MT³

6626

21

OVERALL DIMENSIONS			SEAT DIMENSIONS			BACK DIMENSIONS	
W	D	H	W	D	H	W	H
IN 1	6.5	0.75	-	-	-	-	-
MM 25	165	19	-	-	-	-	-
RTA 00		courier		2 per carton (pricing is for the set, specifications are for one bracket)			

SAS



model 8647

model 8648LBNS24



model 8648PS24

model 8648PS30

STANDARD FEATURES

- Sas side chairs and stools have a single, molded plywood veneer shell.
- Available with wood or upholstered seat.
- Seat dimensions do not account for upholstered models.
- Seat upholstery options: fabric, vinyl or leather. Vinyl and leather models may feature stitch detail across the seat and/or back cushions, if applicable.
- Counter and bar height stools available with mid or low backs.
- Wood side chairs stack up to 4 high on floor or up to 10 high on dolly. Wood stools stack up to 4 high on floor only.
- Upholstered models do not stack.
- Chairs and stools are standard with Black polyethylene glides.

OPTIONAL FEATURES

Please add option codes in the following order:

- **Textile**
Specify textile code.
- **Back shape (B)** Straight back. No upcharge.
- **Frame**
For leg frame finish options, please see page 360. For Chrome (**CHM**) finish, add \$77.
- **Shell finish**
(**AAM**) Absolute
(**BKM**) Black
(**ACM**) Cherry
(**EOM**) English Oak
(**ECM**) Espresso Cafe
(**TFM**) Fruitwood
(**HGM**) Gray
(**AHM**) Honey
(**TMM**) Mahogany
(**AVM**) Maple
(**MWM**) Medium Walnut
(**ASM**) Night
(**NBM**) Noce Biondo
(**NGM**) Noce Grigio
(**NEM**) Noce Leggero
(**NMM**) Noce Medio
(**SKM**) Shaker Cherry
(**TWM**) Walnut
(**WTM**) WC Cream
(**WHM**) White. Add \$75.
(**WCM**) Winter Cherry

EXAMPLE SAS ORDER CODE:


8647P	-HD05	-B	-AAM	-TBL
Model #	Textile	Back Shape	Shell	Frame Color

DESCRIPTION

FEATURES

MODEL #

STANDARD TEXTILE GRADES



Mid Back Side Chair, 18"H

COM: N/A

Unit weight: 12 LB | 5.5 KG

Carton weight: 16 LB | 7.26 KG


Carton volume: 12 FT³ | 0.33 MT³

Stacks 4 high on floor.
Stacks 10 high on dolly.
Upholstered models do not stack.

	1	2	3	4	5	6	7	8	9	10	11	12
8647	442											
8647P	542	566	586	610	648	683	718	749	787	823	872	941
Upholstered seat												

OVERALL DIMENSIONS			SEAT DIMENSIONS			BACK DIMENSIONS	
W	D	H	W	D	H	W	H
IN 18.75	21	33	16	15.5	18	16	15
MM 476	533	838	406	394	457	406	381

RTA 00 2 per carton



Mid Back Counter Stool, 24"H

COM: N/A

Unit weight: 16 LB | 7.3 KG

Carton weight: 23 LB | 10.43 KG




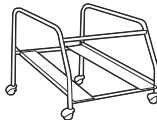
Carton volume: 13 FT³ | 0.36 MT³

Stacks 4 high on floor only.
Upholstered models do not stack.

	1	2	3	4	5	6	7	8	9	10	11	12
8648S24	657											
8648PS24	757	781	801	825	863	898	933	964	1002	1038	1087	1156
Upholstered seat												

OVERALL DIMENSIONS			SEAT DIMENSIONS			BACK DIMENSIONS	
W	D	H	W	D	H	W	H
IN 19.5	22	39	16	15.5	24	16	15
MM 495	559	991	406	394	610	406	381

RTA 00 1 per carton

DESCRIPTION	FEATURES	MODEL #	STANDARD TEXTILE GRADES													
	Mid Back Bar Stool, 30\"H COM: N/A Unit weight: 20 LB 9.1 KG Carton weight: 27 LB 12.25 KG Carton volume: 15.75 FT³ 0.44 MT³		1	2	3	4	5	6	7	8	9	10	11	12		
		8648S30	657													
		8648PS30	757	781	801	825	863	898	933	964	1002	1038	1087	1156		
		Upholstered seat														
		OVERALL DIMENSIONS			SEAT DIMENSIONS			BACK DIMENSIONS								
	W	D	H	W	D	H	W	H								
	IN	19.5	22	45	16	15.5	30	16	15							
	MM	495	559	1143	406	394	762	406	381							
	RTA 00	1 per carton														
	Low Back Counter Stool, 24\"H COM: N/A Unit weight: 16 LB 7.3 KG Carton weight: 23 LB 10.43 KG Carton volume: 8.25 FT³ 0.23 MT³		1	2	3	4	5	6	7	8	9	10	11	12		
		8648LBNS24	657													
		8648LBPS24	757	781	801	825	863	898	933	964	1002	1038	1087	1156		
		Upholstered seat														
		OVERALL DIMENSIONS			SEAT DIMENSIONS			BACK DIMENSIONS								
	W	D	H	W	D	H	W	H								
	IN	19.5	22	26.25	16	15.5	24	16	2.25							
	MM	495	559	667	406	394	610	406	57							
	RTA 00	1 per carton														
	Low Back Bar Stool, 30\"H COM: N/A Unit weight: 22 LB 10 KG Carton weight: 29 LB 13.15 KG Carton volume: 10.75 FT³ 0.3 MT³		1	2	3	4	5	6	7	8	9	10	11	12		
		8648LBNS30	657													
		8648LBPS30	757	781	801	825	863	898	933	964	1002	1038	1087	1156		
		Upholstered seat														
		OVERALL DIMENSIONS			SEAT DIMENSIONS			BACK DIMENSIONS								
	W	D	H	W	D	H	W	H								
	IN	19.5	22	32.25	16	15.5	30	16	2.25							
	MM	495	559	819	406	394	762	406	57							
	RTA 00	1 per carton														
	Dolly COM: N/A Unit weight: 19 LB 8.6 KG Carton weight: 24 LB 10.89 KG Carton volume: 10.75 FT³ 0.3 MT³	List price														
		8649	410													
		OVERALL DIMENSIONS			SEAT DIMENSIONS			BACK DIMENSIONS								
			W	D	H	W	D	H	W	H						
			IN	25.75	28.5	22	-	-	-	-	-					
	MM	654	724	559	-	-	-	-	-							
	RTA 00	1 per carton														
	Black finish															



model 6514MB (TBL)



model 6515WS (TTU)








model 6508TR (CHM)


STANDARD FEATURES


- Sonic series includes: beam seating, four-legged models, sled base models, tablet models, stools, caster models and task seating.
- Four-legged/freestanding models are standard with straight legs or with a "WS" wall saver frame and durable Black glides.
- "WS" models have a wall saver frame design; rear legs hit the baseboard first leaving clearance between the back of the chair and the wall, saving both the chair and the wall from damage.
- Four-legged/freestanding chairs are standard with Chrome legs.
- Four-legged/freestanding models are stackable up to 5 high on floor and 10 high on dolly 6517WS.
- Units available with or without arms. Arms match selected seat/back finish.
- Tablet arms are extremely rugged, suitable for armed forces and student use. Tablet hinges up to allow ease of egress. Tablet slides forward and back to accommodate any body size comfortably. Tablet models do not stack.
- Standard tablet (**D8**) size is 18"D x 14.5"W and is made of Black polymer. An optional 18.5"D x 18.5"W high pressure laminate writing tablet is available. The core is hardwood veneer plywood with a radiused edge and finished in clear lacquer. Tablets are attached at the left (**TL**) or right (**TR**) (as seated). Please specify.
- Task chairs standard with five prong, injection molded, fiberglass reinforced nylon Black spider base
- Upholstery options: fabric, vinyl or leather. Vinyl and leather models may feature stitch detail across the seat and/or back cushions, if applicable.
- Mesh back (**MB**) models are available in Black mesh only.
- for details.


OPTIONAL FEATURES


- **Seat, back + arms finish**
Polypropylene seats, backs and nylon arms are available in 14 designer colors. Arms match selected seat/back finish or can be specified with Black (BLK) arms. No upcharge.
(BZB) Buzz Blue (EGP) Eggplant (BLK) Night
(CCT) Cactus (FOG) Fog (SND) Sand
(CRO) Carrot (FRO) Frost (SAR) Scarlet
(IVC) Cloud (INK) Ink (SHW) Shadow
(DJN) Dijon (LAB) Latte
- **Frame finish**
For leg frame finish options, please see page 360.
- **Glide type**
Glides must be chosen to best suit flooring type and site conditions. For more information, please refer to the glide section (page 341).
four-legged chair + stool models
(BG) Black nylon glides for some hard floor/carpeted surfaces. Standard.
(NM) White nylon non-marking glides for some hard floor/carpeted surfaces. No upcharge.
(FG) Glides w/felt pads are available for vinyl sheet, cork or laminate flooring, please specify (0.375" higher than standard). Add \$43.
(RG) Glides with rubber pads are available for vinyl, hardwood, laminate, stone or ceramic flooring, please specify (0.563" higher than standard). Add \$43.
(B) Glides with stainless steel pads are available for carpet or rubber flooring, please specify (0.313" higher than standard). Add \$17.
- **sled base chair models**
(ST) Black nylon glides.
(NM) White non-marking glides.
- **Caster type**
four-legged chair models
(C1) 2" caster for carpeted surfaces
(C9R) 2.5" caster for most hard floor surfaces. Add \$17.
task base models
(C65) 2" caster for carpeted surfaces
(C65R) 2" caster for most hard floor surfaces. Add \$21.
- **Tablets**
Standard tablet
(D8) Black polymer. 18"D x 14.5"W
High pressure laminate tablet
18.5"D x 18.5"W. Add \$68. Please specify finish:
(BLK) Black (DWT) Designer White
(CMB) Clear Maple (NGL) Noce Grigio
- **Pedestal base**
Black base with 2" height adjustable cylinders. Please specify:
(SH) Swivel, auto return to max height. No upcharge.
(SN) Non-swivel, auto return to max height. Add \$16.
(SC) Swivel, auto return to center and return to max height. Add \$26.


DESCRIPTION		FEATURES	MODEL#	STANDARD TEXTILE GRADES										
		Bookrack COM: N/A Unit weight: 3 LB 1.4 KG Carton weight: 5 LB 2.27 KG Carton volume: 3.6 FT³ 0.1 MT³	List price											
			6500BR	204										
		Armless Chair COM: N/A Unit weight: 7.5 LB 3.4 KG Carton weight: 11.5 LB 5.22 KG Carton volume: 13.75 FT³ 0.38 MT³	List price											
			6508	228										
			6508WS	260										
		Armless Chair w/Tablet COM: N/A Unit weight: 20 LB 9.1 KG Carton weight: 26 LB 11.79 KG Carton volume: 14.25 FT³ 0.4 MT³	List price											
			6508MB	290										
			6508WSMB	321										
		Armless Chair COM: 0.75 YD 0.69 M Unit weight: 10 LB 4.5 KG Carton weight: 14 LB 6.35 KG Carton volume: 13.75 FT³ 0.38 MT³	List price											
			6509	228										
			6509MB	290										
		Armless Chair w/Tablet COM: 0.75 YD 0.69 M Unit weight: 22 LB 10 KG Carton weight: 28 LB 12.7 KG Carton volume: 14.25 FT³ 0.4 MT³	List price											
			6509TR	290										
			6509TRMB	321										
		Armless Chair COM: 0.75 YD 0.69 M Unit weight: 10 LB 4.5 KG Carton weight: 14 LB 6.35 KG Carton volume: 13.75 FT³ 0.38 MT³	List price											
			6509	228										
			6509MB	290										
		Armless Chair w/Tablet COM: 0.75 YD 0.69 M Unit weight: 22 LB 10 KG Carton weight: 28 LB 12.7 KG Carton volume: 14.25 FT³ 0.4 MT³	List price											
			6509TR	290										
			6509TRMB	321										


DESCRIPTION		FEATURES	MODEL#	STANDARD TEXTILE GRADES																	
	6511	Armless Chair COM: 0.75 YD 0.69 M Unit weight: 11 LB 5 KG Carton weight: 15 LB 6.8 KG Carton volume: 13.75 FT³ 0.38 MT³	Upholstered seat & back. Stacks 5 high on floor. Stacks 10 high on dolly.																		
				OVERALL DIMENSIONS W D H												SEAT DIMENSIONS W D H			BACK DIMENSIONS W H		
				IN 21.5 22 33.5 17 15.5 18.5 17 15 MM 546 559 851 432 394 470 432 381																	
				RTA 00												2 per carton (pricing and specifications are for one chair)					


	6511TR	Armless Chair w/Tablet COM: 0.75 YD 0.69 M Unit weight: 23 LB 10.5 KG Carton weight: 29 LB 13.15 KG Carton volume: 14.25 FT³ 0.4 MT³	Upholstered seat & back. Does not stack. Specify (L) left or (R) right tablet. (Example: 6511TL or 6511TR).																		
				OVERALL DIMENSIONS W D H												SEAT DIMENSIONS W D H			BACK DIMENSIONS W H		
				IN 24.75 26.5 32.5 17 16 18.5 17 15 MM 629 673 826 432 406 470 432 381																	
				RTA 00												1 per carton					

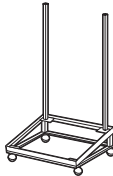





	6513	Armchair COM: N/A Unit weight: 9.5 LB 4.3 KG Carton weight: 13.5 LB 6.12 KG Carton volume: 13.75 FT³ 0.38 MT³	Polypropylene seat. Stacks 5 high on floor. Stacks 10 high on dolly.																		
				OVERALL DIMENSIONS W D H												SEAT DIMENSIONS W D H			BACK DIMENSIONS W H		
				IN 23 22 33 17 16 18 17 15 MM 584 559 838 432 406 457 432 381																	
				RTA 00												2 per carton (pricing and specifications are for one chair)					





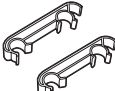


	6514	Armchair COM: 0.75 YD 0.69 M Unit weight: 12 LB 5.5 KG Carton weight: 16 LB 7.26 KG Carton volume: 13.75 FT³ 0.38 MT³	Upholstered seat. Stacks 5 high on floor. Stacks 10 high on dolly.																		
				OVERALL DIMENSIONS W D H												SEAT DIMENSIONS W D H			BACK DIMENSIONS W H		
				IN 23 22 33 17 16 18.5 17 14.5 MM 584 559 838 432 406 470 432 368																	
				RTA 00												2 per carton (pricing and specifications are for one chair)					



	6613MB (mesh back)																				
				OVERALL DIMENSIONS W D H												SEAT DIMENSIONS W D H			BACK DIMENSIONS W H		



	6514MB (mesh back)																				
				OVERALL DIMENSIONS W D H												SEAT DIMENSIONS W D H			BACK DIMENSIONS W H		



	6515	Armchair COM: 0.75 YD 0.69 M Unit weight: 13 LB 5.9 KG Carton weight: 17 LB 7.71 KG Carton volume: 13.75 FT³ 0.38 MT³	Upholstered seat & back. Stacks 5 high on floor. Stacks 10 high on dolly.																		
				OVERALL DIMENSIONS W D H												SEAT DIMENSIONS W D H			BACK DIMENSIONS W H		
				IN 23 22 33.5 17 15.5 18.5 17 15 MM 584 559 851 432 394 470 432 381																	
				RTA 00												2 per carton (pricing and specifications are for one chair)					


DESCRIPTION		FEATURES	MODEL#	STANDARD TEXTILE GRADES											
 Dolly - Wall Saver COM: N/A Unit weight: 17 LB 7.7 KG Carton weight: 20 LB 9.07 KG Carton volume: 4 FT³ 0.11 MT³		Accommodates 10 chairs.	List price												
			6517WS 388 Wall saver												
			OVERALL DIMENSIONS		SEAT DIMENSIONS			BACK DIMENSIONS							
			W	D	H	W	D	H	W	H					
			IN 23.25	24.75	12.25	-	-	-	-	-					
			MM 591	629	311	-	-	-	-	-					
			RTA 1	courier		2 cartons									
 6518		Polypropylene seat. Stacks 5 high on floor. Stacks 10 high on dolly.	List price												
			6518 290 6518WS 318 6518MB 351 6518WSMB 380												
			OVERALL DIMENSIONS		SEAT DIMENSIONS			BACK DIMENSIONS							
			W	D	H	W	D	H	W	H					
			IN 21.5	22	33	17	16	18	17	15					
			MM 546	559	838	432	406	457	432	381					
			RTA 00	2 per carton (pricing and specifications are for one chair)											
 6519		Upholstered seat. Stacks 5 high on floor. Stacks 10 high on dolly.		1	2	3	4	5	6	7	8	9	10	11	12
			6519	351	375	395	419	457	492	527	558	596	632	681	750
			6519WS	380	404	424	448	486	521	556	587	625	661	710	779
			6519MB	411	435	455	479	517	552	587	618	656	692	741	810
			6519WSMB	440	464	484	508	546	581	616	647	685	721	770	839
			OVERALL DIMENSIONS		SEAT DIMENSIONS			BACK DIMENSIONS							
			W	D	H	W	D	H	W	H					
			IN 21.5	22	33	17	16	18.5	17	14.5					
			MM 546	559	838	432	406	470	432	368					
			RTA 00	2 per carton (pricing and specifications are for one chair)											
 6521		Upholstered seat & back. Stacks 5 high on floor. Stacks 10 high on dolly.		1	2	3	4	5	6	7	8	9	10	11	12
			6521	388	412	433	456	493	529	564	595	633	669	718	787
			6521WS	419	443	464	487	524	560	595	626	664	700	749	818
			6521WS	419	443	464	487	524	560	595	626	664	700	749	818
			Wall saver												
			OVERALL DIMENSIONS		SEAT DIMENSIONS			BACK DIMENSIONS							
			W	D	H	W	D	H	W	H					
			IN 21.5	22	33.5	17	16	18.5	17	15					
			MM 546	559	851	432	406	470	432	381					
			RTA 00	2 per carton (pricing and specifications are for one chair)											
 6523		Polypropylene seat. Stacks 5 high on floor. Stacks 10 high on dolly.	List price												
			6523 357 6523WS 386 6523MB 417 6523WSMB 446												
			OVERALL DIMENSIONS		SEAT DIMENSIONS			BACK DIMENSIONS							
			W	D	H	W	D	H	W	H					
			IN 23	22	33	17	16	18	17	15					
			MM 584	559	838	432	406	457	432	381					
			RTA 00	2 per carton (pricing and specifications are for one chair)											
 6523MB (mesh back)															


DESCRIPTION		FEATURES	MODEL#	STANDARD TEXTILE GRADES											
				1	2	3	4	5	6	7	8	9	10	11	12
		6524	6524MB (mesh back)	OVERALL DIMENSIONS			SEAT DIMENSIONS			BACK DIMENSIONS					
				W	D	H	W	D	H	W	H				
				IN 23	22	33	17	16	18.5	17	14.5				
				MM 584	559	838	432	406	470	432	368				
				RTA 002 per carton (pricing and specifications are for one chair)											
				1	2	3	4	5	6	7	8	9	10	11	12
		6525	6525WS Wall saver	OVERALL DIMENSIONS			SEAT DIMENSIONS			BACK DIMENSIONS					
				W	D	H	W	D	H	W	WH				
				IN 23	22	33.5	17	16	18.5	17	15				
				MM 584	559	851	432	406	470	432	381				
				RTA 002 per carton (pricing and specifications are for one chair)											
				List price											
		6522	16												
				OVERALL DIMENSIONS			SEAT DIMENSIONS			BACK DIMENSIONS					
				W	D	H	W	D	H	W	H				
				IN 0.87	7.75	1.5	-	-	-	-	-	-			
				MM 22	197	38	-	-	-	-	-	-			
				RTA 00courierPricing is for the set, specifications are for one bracket											
				List price											
		6526	18												
				OVERALL DIMENSIONS			SEAT DIMENSIONS			BACK DIMENSIONS					
				W	D	H	W	D	H	W	H				
				IN 0.75	5.75	1.25	-	-	-	-	-	-			
				MM 19	146	32	-	-	-	-	-	-			
				RTA 00courierPricing is for the set, specifications are for one bracket											
				List price											
		6558	6558MB (mesh back)	OVERALL DIMENSIONS			SEAT DIMENSIONS			BACK DIMENSIONS					
				W	D	H	W	D	H	W	H				
				IN 22	23	44	17	16	28	17	15				
				MM 559	584	1118	432	406	711	432	381				
				RTA 001 per carton											










DESCRIPTION		FEATURES	MODEL#	STANDARD TEXTILE GRADES											
 6558CS	 6558CSMB (mesh back)	Polypropylene seat. Stacks 5 high on floor.	List price												
			6558CS 401												
			6558CSMB 463 Mesh back												
			OVERALL DIMENSIONS			SEAT DIMENSIONS			BACK DIMENSIONS						
			W	D	H	W	D	H	W	H					
IN 22		22.5	38	17	16	24	17	15							
MM 559		572	965	432	406	610	432	381							
			RTA 00										2 per carton (pricing and specifications are for one chair)		






 6559	 6559MB (mesh back)	Upholstered seat. Stacks 5 high on floor.													
			1	2	3	4	5	6	7	8	9	10	11	12	
			6559	444	468	488	512	550	585	620	651	689	725	774	843
			6559MB	505	529	549	573	611	646	681	712	750	786	835	904
			OVERALL DIMENSIONS			SEAT DIMENSIONS			BACK DIMENSIONS						
W		D	H	W	D	H	W	H							
IN 22		23	44	17	16	28.5	17	15							
MM 559		584	1118	432	406	724	432	381							
			RTA 00										1 per carton		


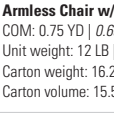

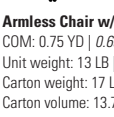
 6559CS	 6559CSMB (mesh back)	Upholstered seat. Stacks 5 high on floor.													
			1	2	3	4	5	6	7	8	9	10	11	12	
			6559CS	444	468	488	512	550	585	620	651	689	725	774	843
			6559CSMB	505	529	549	573	611	646	681	712	750	786	835	904
			OVERALL DIMENSIONS			SEAT DIMENSIONS			BACK DIMENSIONS						
W		D	H	W	D	H	W	H							
IN 22		22.5	38	17	16	24.5	17	15							
MM 559		572	965	432	406	622	432	381							
			RTA 00										2 per carton (pricing and specifications are for one chair)		

 6561														
	1	2	3	4	5	6	7	8	9	10	11	12		
	6561	484	508	529	552	589	625	660	691	729	765	814	883	
	OVERALL DIMENSIONS			SEAT DIMENSIONS			BACK DIMENSIONS							
	W		D	H	W	D	H	W	H					
IN 22		23	44.5	17	16	28.5	17	15						
MM 559		584	1130	432	406	724	432	381						
			RTA 00										1 per carton	

 6561CS														
	1	2	3	4	5	6	7	8	9	10	11	12		
	6561CS	484	508	529	552	589	625	660	691	729	765	814	883	
	OVERALL DIMENSIONS			SEAT DIMENSIONS			BACK DIMENSIONS							
	W		D	H	W	D	H	W	H					
IN 22		22.5	38	17	15.5	24.5	17	15						
MM 559		572	965	432	394	622	432	381						
			RTA 00										2 per carton (pricing and specifications are for one chair)	

DESCRIPTION	FEATURES	MODEL#	STANDARD TEXTILE GRADES										
<div><div>6563</div></div> <div><div>6563MB (mesh back)</div></div> <div>Bar Stool w/Arms COM: N/A Unit weight: 18 LB 8.2 KG Carton weight: 27 LB 12.25 KG Carton volume: 17.5 FT³ 0.49 MT³</div> <div>Polypropylene seat. Stacks 5 high on floor.</div>	List price												
	6563		472										
	6563MB Mesh back		532										
	OVERALL DIMENSIONS W D H		SEAT DIMENSIONS W D H BACK DIMENSIONS W H										
	IN 23 23 44 MM 584 584 1118		17 16 28 432 406 711 17 15 432 381										
RTA 00		1 per carton											
<div><div>6563CS</div></div> <div><div>6563CSMB (mesh back)</div></div> <div>Counter Stool w/Arms COM: N/A Unit weight: 15 LB 6.8 KG Carton weight: 19.5 LB 8.85 KG Carton volume: 17.75 FT³ 0.5 MT³</div> <div>Polypropylene seat. Stacks 5 high on floor.</div>	List price												
	6563CS		472										
	6563CSMB Mesh back		532										
	OVERALL DIMENSIONS W D H		SEAT DIMENSIONS W D H BACK DIMENSIONS W H										
	IN 23 22.5 38 MM 584 572 965		17 16 24 432 406 610 17 15 432 381										
RTA 00		2 per carton (pricing and specifications are for one chair)											
<div><div>6564</div></div> <div><div>6564MB (mesh back)</div></div> <div>Bar Stool w/Arms COM: 0.75 YD 0.69 M Unit weight: 19 LB 8.6 KG Carton weight: 28 LB 12.7 KG Carton volume: 17.5 FT³ 0.49 MT³</div> <div>Upholstered seat. Stacks 5 high on floor.</div>	1	2	3	4	5	6	7	8	9	10	11	12	
	6564	514	538	558	582	620	655	690	721	759	795	844	913
	6564MB Mesh back	574	598	618	642	680	715	750	781	819	855	904	973
	OVERALL DIMENSIONS W D H		SEAT DIMENSIONS W D H BACK DIMENSIONS W H										
	IN 23 23 44 MM 584 584 1118		17 16 28.5 432 406 724 17 15 432 381										
RTA 00		1 per carton											
<div><div>6564CS</div></div> <div><div>6564CSMB (mesh back)</div></div> <div>Counter Stool w/Arms COM: 0.75 YD 0.69 M Unit weight: 18 LB 8.2 KG Carton weight: 22.5 LB 10.21 KG Carton volume: 17.75 FT³ 0.5 MT³</div> <div>Upholstered seat. Stacks 5 high on floor.</div>	1	2	3	4	5	6	7	8	9	10	11	12	
	6564CS	514	538	558	582	620	655	690	721	759	795	844	913
	6564CSMB Mesh back	574	598	618	642	680	715	750	781	819	855	904	973
	OVERALL DIMENSIONS W D H		SEAT DIMENSIONS W D H BACK DIMENSIONS W H										
	IN 23 22.5 38 MM 584 572 965		17 16 24 432 406 610 17 15 432 381										
RTA 00		2 per carton (pricing and specifications are for one chair)											
<div><div>6565</div></div> <div></div> <div>Bar Stool w/Arms COM: 0.75 YD 0.69 M Unit weight: 20 LB 9.1 KG Carton weight: 29 LB 13.15 KG Carton volume: 17.5 FT³ 0.49 MT³</div> <div>Upholstered seat & back. Stacks 5 high on floor.</div>	1	2	3	4	5	6	7	8	9	10	11	12	
	6565	552	576	597	620	658	693	729	759	798	834	882	951
	OVERALL DIMENSIONS W D H		SEAT DIMENSIONS W D H BACK DIMENSIONS W H										
	IN 23 23 44.5 MM 584 584 1130		17 16 28.5 432 406 724 17 15 432 381										
RTA 00		1 per carton											

DESCRIPTION		FEATURES	MODEL#	STANDARD TEXTILE GRADES													
 Counter Stool w/Arms COM: 0.75 YD 0.69 M Unit weight: 19 LB 8.6 KG Carton weight: 23.5 LB 10.66 KG Carton volume: 17.75 FT³ 0.5 MT³		Upholstered seat & back. Stacks 5 high on floor.		1	2	3	4	5	6	7	8	9	10	11	12		
			6565CS	552	576	597	620	657	693	728	759	797	833	882	951		
			OVERALL DIMENSIONS			SEAT DIMENSIONS			BACK DIMENSIONS								
			W	D	H	W	D	H	W	H							
			IN 23	22.5	38	17	15.5	24.5	17	15							
MM 584	572	965	432	394	622	432	381										
			RTA 00	2 per carton (pricing and specifications are for one chair)													
			List price														
			6573	392													
			6573MB	452													
 Armchair w/Casters COM: N/A Unit weight: 11.5 LB 5.2 KG Carton weight: 15.75 LB 7.14 KG Carton volume: 15.5 FT³ 0.43 MT³		Polypropylene seat. Does not stack.		1	2	3	4	5	6	7	8	9	10	11	12		
			6574	433	457	477	501	539	574	609	640	678	714	763	832		
			6574MB	493	517	537	561	599	634	669	700	738	774	823	892		
			OVERALL DIMENSIONS			SEAT DIMENSIONS			BACK DIMENSIONS								
			W	D	H	W	D	H	W	H							
IN 23	22	33	17	16	18	17	15										
MM 584	559	838	432	406	457	432	381										
			RTA 00	2 per carton (pricing and specifications are for one chair), 1 per carton for chair w/tablet													
 Armchair w/Casters COM: 0.75 YD 0.69 M Unit weight: 14 LB 6.4 KG Carton weight: 18.25 LB 8.28 KG Carton volume: 15.5 FT³ 0.43 MT³		Upholstered seat. Does not stack.		1	2	3	4	5	6	7	8	9	10	11	12		
			6574	433	457	477	501	539	574	609	640	678	714	763	832		
			6574MB	493	517	537	561	599	634	669	700	738	774	823	892		
			OVERALL DIMENSIONS			SEAT DIMENSIONS			BACK DIMENSIONS								
			W	D	H	W	D	H	W	H							
IN 23	22	33	17	16	18.5	17	14.5										
MM 584	559	838	432	406	470	432	368										
			RTA 00	2 per carton (pricing and specifications are for one chair), 1 per carton for chair w/tablet													
 Armchair w/Casters COM: 0.75 YD 0.69 M Unit weight: 15 LB 6.8 KG Carton weight: 19.25 LB 8.73 KG Carton volume: 15.5 FT³ 0.43 MT³		Upholstered seat & back. Does not stack.		1	2	3	4	5	6	7	8	9	10	11	12		
			6575	478	502	522	545	584	619	654	685	723	760	808	877		
			OVERALL DIMENSIONS			SEAT DIMENSIONS			BACK DIMENSIONS								
			W	D	H	W	D	H	W	H							
			IN 23	22	33.5	17	15.5	18.5	17	15							
MM 584	559	851	432	394	470	432	381										
			RTA 00	2 per carton (pricing and specifications are for one chair), 1 per carton for chair w/tablet													
 Armless Chair w/Casters COM: N/A Unit weight: 9.5 LB 4.3 KG Carton weight: 13.75 LB 6.24 KG Carton volume: 15.5 FT³ 0.43 MT³		Polypropylene seat. Does not stack.		1	2	3	4	5	6	7	8	9	10	11	12		
			6577	324													
			6577MB	385													
			OVERALL DIMENSIONS			SEAT DIMENSIONS			BACK DIMENSIONS								
			W	D	H	W	D	H	W	H							
IN 21.5	22	33	17	16	18	17	15										
MM 546	559	838	432	406	457	432	381										
			RTA 00	2 per carton (pricing and specifications are for one chair), 1 per carton for chair w/tablet													

DESCRIPTION		FEATURES	MODEL#	STANDARD TEXTILE GRADES											
	6578	Upholstered seat. Does not stack.	6578	1	2	3	4	5	6	7	8	9	10	11	12
				372 431	396 455	416 475	440 499	478 537	513 572	548 607	579 638	617 676	653 712	702 761	771 830
	6578MB (mesh back)	Upholstered seat. Does not stack.	6578MB	OVERALL DIMENSIONS			SEAT DIMENSIONS			BACK DIMENSIONS					
				W	D	H	W	D	H	W	H				
	6579	Upholstered seat & back. Does not stack.	6579	IN 21.5 MM 546	22 559	33 838	17 432	16 406	18.5 470		17 432	14.5 368			
				2 per carton (pricing and specifications are for one chair), 1 per carton for chair w/tablet											
	6579	Upholstered seat & back. Does not stack.	6579	1	2	3	4	5	6	7	8	9	10	11	12
				410	434	454	477	516	551	586	617	655	692	740	809
	6579	Upholstered seat & back. Does not stack.	6579	OVERALL DIMENSIONS			SEAT DIMENSIONS			BACK DIMENSIONS					
				W	D	H	W	D	H	W	H				
	6579	Upholstered seat & back. Does not stack.	6579	IN 21.5 MM 546	22 559	33.5 851	17 432	15.5 394	18.5 470		17 432	15 381			
				2 per carton (pricing and specifications are for one chair), 1 per carton for chair w/tablet											

STREAM



model 2075APP



model 2076NPU



model 2075CSAPP

	Stream Chair Stacking Capability		Stream Stools Stacking Capability
	Stacks on floor	Stacks on dolly (2085)	Stacks on floor only
Four-Leg (Glide/Caster) + Sled Base Models			
Polypropylene seat	up to 5 high	up to 15 high	up to 5 high
Poly back & upholstered seat	up to 5 high	up to 10 high	up to 5 high
Upholstered seat & back	up to 5 high	up to 10 high	up to 5 high

STANDARD FEATURES

- Stream series multi-purpose product includes: four-legged models, sled base models, tablet models, stools and task seating.
- Units available with or without arms. Arms match selected seat/back finish.
- Bases are available in paint and plated finishes. See options column.
- Four-legged chairs are standard with non-marking nylon bullet glides (FG). Bullet glides can be specified in any plastic color (including a natural color). Bullet glides are not recommended for LVT flooring. Casters are available with upcharge.
- Sled chairs are available with Black or opaque non marking glides.
- Four-legged and sled models are stackable on dolly 2085. Please see stacking chart below for details.
- Upholstered models are equipped with a color coordinated shroud under the seat to help prevent frame imprints on the lower chair while stacked.
- Select four-legged and sled chair styles are available as tablet models. Tablet and backpack rack models do not stack.
- Upholstery options: fabric, vinyl or leather. Vinyl and leather models may feature stitch detail across the seat and/or back cushions, if applicable.

OPTIONAL FEATURES


- Polypropylene seats and backs are available in 14 colors: Buzz Blue (BZB), Cactus (CCT), Carrot (CRO), Cloud (IVC), Dijon (DJN), Eggplant (EGP), Fog (FOG), Frost (FRO), Ink (INK), Latte (LAB), Night (BLK), Sand (SND), Scarlet (SAR) and Shadow (SHW). Please specify.
- Several glide options are available. Glides must be chosen to best suit flooring type and site conditions. For more information, please refer to the glide section (page 341).
- Four-legged chairs are optionally available with casters, please specify (FC). Add \$108.
- For carpet casters, please specify (DC). No additional upcharge.
- For hard surface flooring casters, please specify (RC). Add \$18.






Please add option codes in the following order:

- Model number**
2075 Four-legged chair
2075BR Four-legged chair w/backpack rack
2075BS Bar stool
2075CS Counter stool
2076 Sled base chair
- **Arm suffix (add to end of model #)**
(A) Chair with arms.
(N) Chair without arms.
- **Upholstery suffix (add to end of model #)**
(PP) Plastic back, plastic seat.
(PU) Plastic back, upholstered seat.
(UU) Upholstered back, upholstered seat.
- **Tablet suffix (add to end of model #)**
(T) Ordering w/tablet surface (chair models only).
- Textile**
Specify textile code for back (UU models only). Specify textile code for seat (PU, UU models only).
- Seat/back finish** (no upcharge)
(BZB) Buzz Blue (FRO) Frost
(CCT) Cactus (INK) Ink
(CRO) Carrot (LAB) Latte
(IVC) Cloud (BLK) Night
(DJN) Dijon (SND) Sand
(EGP) Eggplant (SAR) Scarlet
(FOG) Fog (SHW) Shadow
- Frame with bullet glides or casters** (four-legged chair models only)
(FG) Glides.
(FC) Casters. Add \$108.
- Caster type** (if applicable)
(DC) C107 carpet.
(RC) C107R hard floor. Add \$18.
- Frame finish**
For leg frame finish options, please see page 360. Upcharges apply for plated finishes:
(CHM) Chrome. Add \$25 for armchairs.
Add \$49 for stools.
(BCH) Brushed Chrome. Add \$138 for armchairs.
Add \$212 for stools.
(SBR) Satin Brass. Add \$217 for armchairs.
Add \$341 for stools.
(ACO) Antique Copper. Add \$217 for armchairs.
Add \$341 for stools.
- Glide type** (four-legged chair models only)
(BG) Bullet glides for some hard floor/carpeted surfaces. Choose bullet glide color. (standard)
(FG) Glides w/felt pads are available for vinyl sheet, cork or laminate flooring, please specify. Add \$19.
(RG) Glides with rubber pads are available for vinyl, hardwood, laminate, stone or ceramic flooring, please specify. Add \$19.
(SG) Glides with stainless steel pads are available for carpet or rubber flooring, please specify. Add \$19.
- Bullet glide color** (four-legged chair models only)
(BZB) Buzz Blue (INK) Ink
(CCT) Cactus (LAB) Latte
(CRO) Carrot (NAT) Natural
(IVC) Cloud (BLK) Night
(DJN) Dijon (SND) Sand
(EGP) Eggplant (SAR) Scarlet
(FOG) Fog (SHW) Shadow
(FRO) Frost
- Sled chair glides type** (sled chair models only)
(GL) Black glides.
(NM) Opaque non-marking glides.
- Tablet**
(LT) Left
(RT) Right
- Tablet finish**
(D8) Black polymer. No upcharge.
(BLK) Black laminate. Add \$68.
(CMB) Clear Maple laminate. Add \$68.
(DWT) Designer White laminate. Add \$68.
(NGL) Noce Grigio laminate. Add \$68.

EXAMPLE STREAM ORDER CODE:

2075NPP	-	-	-IVC	-FG	-CHM	-RG	-	-	-
Model #	Back Textile	Seat Textile	Seat/back finish	Frame w/ glide or casters	Frame finish	Glide or caster type	Bullet glide color	Tablet	Tablet finish

DESCRIPTION		FEATURES	MODEL#	STANDARD TEXTILE GRADES													
	Armchair COM: N/A Unit weight: 13 LB 5.9 KG Carton weight: 16.25 LB 7.37 KG Carton volume: 26.75 FT³ 0.75 MT³	Polypropylene seat & back. Bullet glides or casters. Stacks 5 high on floor. Stacks 15 high on dolly.	List price														
			2075APP	436													
			OVERALL DIMENSIONS			SEAT DIMENSIONS			BACK DIMENSIONS								
				W	D	H	W	D	H	W	H						
			IN	24	25	33.25	18	18	17	16	16.5						
			MM	610	635	845	457	457	432	406	419						
			RTA 00	4 per carton (pricing and specifications are for one seat unit)													
				1	2	3	4	5	6	7	8	9	10	11	12		
			2075APU	616	640	660	684	722	757	792	823	861	897	946	1015		
			Upholstered seat														
			2075AUU	741	765	786	809	846	882	918	948	986	1023	1071	1140		
			Upholstered seat & back														
			OVERALL DIMENSIONS			SEAT DIMENSIONS			BACK DIMENSIONS								
				W	D	H	W	D	H	W	H						
			IN	24	25	33.25	18	18	17.5	16	16						
			MM	610	635	845	457	457	445	406	406						
			RTA 00	4 per carton (pricing and specifications are for one seat unit)													
			List price														
			2075NPP	373													
			OVERALL DIMENSIONS			SEAT DIMENSIONS			BACK DIMENSIONS								
				W	D	H	W	D	H	W	H						
			IN	20.5	25	33.25	18	18	18	16	16.5						
			MM	521	635	845	457	457	457	406	419						
			RTA 00	4 per carton (pricing and specifications are for one seat unit)													
				1	2	3	4	5	6	7	8	9	10	11	12		
			2075NPU	554	578	598	622	660	695	730	761	799	835	884	953		
			Upholstered seat														
			2075NUU	679	703	724	747	784	820	856	886	924	961	1009	1078		
			Upholstered seat & back														
			OVERALL DIMENSIONS			SEAT DIMENSIONS			BACK DIMENSIONS								
				W	D	H	W	D	H	W	H						
			IN	20.5	25	33.25	18	18	17.5	16	16						
			MM	521	635	845	457	457	445	406	406						
			RTA 00	4 per carton (pricing and specifications are for one seat unit)													

	2075APU		2075AUU	Armchair COM: 0.75 YD 0.69 M Unit weight: 16 LB 7.3 KG Carton weight: 19.25 LB 8.73 KG Carton volume: 26.75 FT³ 0.75 MT³	Bullet glides or casters. Stacks 5 high on floor. Stacks 10 high on dolly.
				Armless Chair COM: N/A Unit weight: 9 LB 4.1 KG Carton weight: 12.25 LB 5.56 KG Carton volume: 19.25 FT³ 0.54 MT³	Polypropylene seat & back. Bullet glides or casters. Stacks 5 high on floor. Stacks 15 high on dolly.
	2075NPU		2075NUU	Armchair COM: 0.75 YD 0.69 M Unit weight: 12 LB 5.5 KG Carton weight: 15.25 LB 6.92 KG Carton volume: 19.25 FT³ 0.54 MT³	Bullet glides or casters. Stacks 5 high on floor. Stacks 10 high on dolly.

DESCRIPTION	FEATURES	MODEL#	STANDARD TEXTILE GRADES
-------------	----------	--------	-------------------------



Bar Stool w/Arms
COM: N/A
Unit weight: 21 LB | 9.5 KG
Carton weight: 25 LB | 11.34 KG
Carton volume: 21.5 FT³ | 0.6 MT³

Polypropylene seat & back.
Stacks 5 high on floor.

List price												
2075BSAPP 635												
OVERALL DIMENSIONS			SEAT DIMENSIONS			BACK DIMENSIONS						
W	D	H	W	D	H	W	H					
IN 24	24.75	45	18	18	29	16	16.5					
MM 610	629	1143	457	457	737	406	419					
RTA 00 2 per carton (pricing and specifications are for one seat unit)												
	1	2	3	4	5	6	7	8	9	10	11	12
2075BSAPU Upholstered seat	816	840	860	884	922	957	992	1023	1061	1097	1146	1215
2075BSAAU Upholstered seat & back	940	964	985	1008	1045	1081	1117	1147	1185	1222	1270	1339
OVERALL DIMENSIONS			SEAT DIMENSIONS			BACK DIMENSIONS						
W	D	H	W	D	H	W	H					
IN 24	24.75	45	18	18	29.5	16	16					
MM 610	629	1143	457	457	749	406	406					
RTA 00 2 per carton (pricing and specifications are for one seat unit)												




2075BSAPU






2075BSAAU



Bar Stool w/Arms
COM: 0.75 YD | 0.69 M
Unit weight: 24 LB | 10.9 KG
Carton weight: 28 LB | 12.7 KG
Carton volume: 21.5 FT³ | 0.6 MT³


Stacks 5 high on floor.









DESCRIPTION	FEATURES	MODEL#	STANDARD TEXTILE GRADES											
	Armless Bar Stool COM: N/A Unit weight: 17 LB 7.7 KG Carton weight: 21 LB 9.53 KG Carton volume: 17.75 FT³ 0.5 MT³	Polypropylene seat & back. Stacks 5 high on floor.	List price											
			2075BSNPP 573											
			OVERALL DIMENSIONS			SEAT DIMENSIONS			BACK DIMENSIONS					
			W	D	H	W	D	H	W	H				
			IN 22 MM 559	24.75 629	45 1143	18 457	18 457	29 737	16 406	16.5 419				
			RTA 00 2 per carton (pricing and specifications are for one seat unit)											
			1	2	3	4	5	6	7	8	9	10	11	12
			2075BSNPU 753 777 797 821 859 894 929 960 998 1034 1083 1152 Upholstered seat											
			2075BSNUU 878 902 923 946 983 1019 1055 1085 1123 1160 1208 1277 Upholstered seat & back											
			OVERALL DIMENSIONS			SEAT DIMENSIONS			BACK DIMENSIONS					
			W	D	H	W	D	H	W	H				
			IN 22 MM 559	24.75 629	45 1143	18 457	18 457	29.5 749	16 406	16 406				
			RTA 00 2 per carton (pricing and specifications are for one seat unit)											

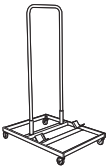


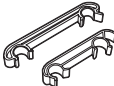

	2075BSNPU		2075BSNUU	List price											
				2075CSAPP 573											
				OVERALL DIMENSIONS			SEAT DIMENSIONS			BACK DIMENSIONS					
				W	D	H	W	D	H	W	H				
				IN 24 MM 610	24.75 629	40 1016	18 457	18 457	24 610	16 406	16.5 419				
				RTA 00 2 per carton (pricing and specifications are for one seat unit)											
				1	2	3	4	5	6	7	8	9	10	11	12
				2075CSAPU 753 777 797 821 859 894 929 960 998 1034 1083 1152 Upholstered seat											
				2075CSAUU 878 902 923 946 983 1019 1055 1085 1123 1160 1208 1277 Upholstered seat & back											
				OVERALL DIMENSIONS			SEAT DIMENSIONS			BACK DIMENSIONS					
				W	D	H	W	D	H	W	H				
				IN 24 MM 610	24.75 629	40 1016	18 457	18 457	24.5 622	16 406	16 406				
				RTA 00 2 per carton (pricing and specifications are for one seat unit)											

	Counter Stool w/Arms COM: N/A Unit weight: 20 LB 9.1 KG Carton weight: 24 LB 10.89 KG Carton volume: 21.5 FT³ 0.6 MT³	Polypropylene seat & back. Stacks 5 high on floor.	List price											
			2075CSAPP 573											
			OVERALL DIMENSIONS			SEAT DIMENSIONS			BACK DIMENSIONS					
			W	D	H	W	D	H	W	H				
			IN 24 MM 610	24.75 629	40 1016	18 457	18 457	24 610	16 406	16.5 419				
			RTA 00 2 per carton (pricing and specifications are for one seat unit)											
			1	2	3	4	5	6	7	8	9	10	11	12
			2075CSAPU 753 777 797 821 859 894 929 960 998 1034 1083 1152 Upholstered seat											
			2075CSAUU 878 902 923 946 983 1019 1055 1085 1123 1160 1208 1277 Upholstered seat & back											
			OVERALL DIMENSIONS			SEAT DIMENSIONS			BACK DIMENSIONS					
			W	D	H	W	D	H	W	H				
			IN 24 MM 610	24.75 629	40 1016	18 457	18 457	24.5 622	16 406	16 406				
			RTA 00 2 per carton (pricing and specifications are for one seat unit)											

	2075CSAPU		2075CSAUU	List price											
				2075CSNPP 510											
				OVERALL DIMENSIONS			SEAT DIMENSIONS			BACK DIMENSIONS					
				W	D	H	W	D	H	W	H				
				IN 22 MM 559	24.75 629	40 1016	18 457	18 457	24 610	16 406	16.5 419				
				RTA 00 2 per carton (pricing and specifications are for one seat unit)											

	Armless Counter Stool COM: N/A Unit weight: 16 LB 7.3 KG Carton weight: 20 LB 9.07 KG Carton volume: 19 FT³ 0.53 MT³	Polypropylene seat & back. Stacks 5 high on floor.	List price											
			2075CSNPP 510											
			OVERALL DIMENSIONS			SEAT DIMENSIONS			BACK DIMENSIONS					
			W	D	H	W	D	H	W	H				
			IN 22 MM 559	24.75 629	40 1016	18 457	18 457	24 610	16 406	16.5 419				
			RTA 00 2 per carton (pricing and specifications are for one seat unit)											

DESCRIPTION		FEATURES	MODEL#	STANDARD TEXTILE GRADES													
				1	2	3	4	5	6	7	8	9	10	11	12		
 2075CSNPU	 2075CSNUU	Armless Counter Stool COM: 0.75 YD 0.69 M Unit weight: 19 LB 8.6 KG Carton weight: 23 LB 10.43 KG Carton volume: 19 FT³ 0.53 MT³	Stacks 5 high on floor.	OVERALL DIMENSIONS			SEAT DIMENSIONS			BACK DIMENSIONS							
				W D H			W D H			W H							
				IN 22	24.75	40	18	18	24.5	16	16						
				MM 559	629	1016	457	457	622	406	406						
				RTA 00 2 per carton (pricing and specifications are for one seat unit)													
				List price													
 2076APP				523													
				OVERALL DIMENSIONS			SEAT DIMENSIONS			BACK DIMENSIONS							
				W D H			W D H			W H							
				IN 24	25	33.25	18	18	17	16	16.5						
				MM 610	635	845	457	457	432	406	419						
				RTA 00 4 per carton (pricing and specifications are for one seat unit)													
				List price													
 2076APU		 2076AUU	Polypropylene seat & back. Stacks 5 high on floor. Stacks 15 high on dolly.	OVERALL DIMENSIONS			SEAT DIMENSIONS			BACK DIMENSIONS							
						W D H			W D H			W H					
						IN 24	25	33.25	18	18	17.5	16	16				
						MM 610	635	845	457	457	445	406	406				
				RTA 00 4 per carton (pricing and specifications are for one seat unit)													
				List price													
 2076NPP				461													
				OVERALL DIMENSIONS			SEAT DIMENSIONS			BACK DIMENSIONS							
				W D H			W D H			W H							
				IN 20.5	25	33.25	18	18	18	16	16.5						
				MM 521	635	845	457	457	457	406	419						
				RTA 00 4 per carton (pricing and specifications are for one seat unit)													
				List price													
 2076NPU		 2076NUU	Stacks 5 high on floor. Stacks 10 high on dolly.	OVERALL DIMENSIONS			SEAT DIMENSIONS			BACK DIMENSIONS							
						W D H			W D H			W H					
						IN 20.5	25	33.25	18	18	17.5	16	16				
						MM 521	635	845	457	457	445	406	406				
				RTA 00 4 per carton (pricing and specifications are for one seat unit)													

DESCRIPTION	FEATURES	MODEL#	STANDARD TEXTILE GRADES								
 Dolly COM: N/A Unit weight: 32 LB 14.5 KG Carton weight: 41 LB 18.6 KG Carton volume: 6.75 FT³ 0.19 MT³	Accommodates 10-15 chairs depending on model.	List price									
		2085		775							
		OVERALL DIMENSIONS			SEAT DIMENSIONS			BACK DIMENSIONS			
		W D H			W D H			W H			
		IN 24	33.5	53	-	-	-	-	-	-	
		MM 610	851	1346	-	-	-	-	-	-	
		RTA 00	1 per carton								
 Ganging Clamps - Set of 2 COM: N/A Unit weight: 0.09 LB 0.04 KG Carton weight: 0.2 LB 0.09 KG Carton volume: 1 FT³ 0.02 MT³	For use with armchair models. Chair clearance 0.25"	List price									
		5233		15							
		OVERALL DIMENSIONS			SEAT DIMENSIONS			BACK DIMENSIONS			
		W D H			W D H			W H			
		IN 0.87	7.75	1.5	-	-	-	-	-	-	
		MM 22	197	38	-	-	-	-	-	-	
		RTA 00		Pricing is for the set, specifications are for one clamp							
 Ganging Brackets - Set of 2 COM: N/A Unit weight: 23 LB 10.5 KG Carton weight: 30 LB 13.61 KG Carton volume: 14.75 FT³ 0.41 MT³	For use with armless models. Chair clearance 0.25"	List price									
		6522		16							
		OVERALL DIMENSIONS			SEAT DIMENSIONS			BACK DIMENSIONS			
		W D H			W D H			W H			
		IN 0.87	7.75	1.5	-	-	-	-	-	-	
		MM 22	197	38	-	-	-	-	-	-	
		RTA 00		Pricing is for the set, specifications are for one clamp							

BALLARA



model 9751



model 9751NA & 9757L



Quilted seat option
4x4 Square grid pattern
See optional features
for more details.



model 9752NA Two Seat Sofa, 9755 Corner Table, 9751NA Lounge Chair, 9757L Left Tablet

STANDARD FEATURES

- Ballara is a modular series that includes seating, storage, power, tables and tablets.
- It can fulfill many space planning scenarios including corner, in-line, open concept, as well as traditional receptions.
- Furniture pieces, seating or tables can be used as standalone items or linked together with ganging brackets to create infinite configurations.
- Four high back (banquette) models available in two different heights (42" or 48") and two seat options (two-seat or three-seat armless sofas).
- Tablets can be mounted outside to accommodate various work/collaborative settings. Tablets have a 14" round surface and a 2-point locking mechanism for easy handling and stability.
- Fixed cushions are accented by a metal base and frame. Frames are standard in Black.
- Table frames and tablet metal components are standard in Black. Tables feature durable and matching 3mm edges.
- Ganging brackets and power units are standard in Black.
- Power units include one power outlet and two USB ports and can be mounted under any seat or table. Wire management is included.
- Upholstery options: fabric, vinyl or leather. Vinyl and leather models may feature stitch detail across the seat and/or back cushions, if applicable.
- All models are standard with Black polypropylene foot glides.

OPTIONAL FEATURES

- Quilted seat (**Q**) is available. Backless stools, add \$131 each. Single seat models, add \$131. Two seater sofa, add \$263. Three seater sofa, add \$395.
- All chair frames, table frames, tablet metal components, ganging brackets and metal brackets are available in paint and plated finishes. Please see page 360 for options. Chrome (**CHM**) or Brushed Chrome (**BCH**) are available with an upcharge. Add \$174 for counter height/bar height stools. Add \$174 for single seat lounge chairs and bench. Add \$231 for two seat sofas and bench. Add \$275 for three seat sofas and bench. Add \$174 for tables. Add \$231 for 2-seat length tables. Add \$85 for tablets. Add \$15 for ganging brackets. Add \$9 for metal brackets on floating tables (BCH finish only).
- Corner tables, storage tables, floating tables and tablets are offered in the following laminate finishes: Absolute Acajou (ACJ), Asian Night (ASN), Avant Cherry (AWC), Avant Honey (AWH), Black (BLK), Blizzard (BZD), Brushed Cobalt (BRC), Clear Maple (CMB), Custom Grey (CGY), Dark Espresso (DES), Designer White (DWT), Fashionista (FAS), First Class (FCL), Noce Biondo (NBL), Noce Grigio (NGL), Noce Leggero (NEL), Noce Medio (NML), Quartered Mahogany (QTM), Sheer Beauty (SBY), Stonedust (SDT), Storm Grey (SOG), Walnut Heights (WHE), White Chocolate (WHC) and Winter Cherry (WCR).

SAMPLE LAYOUTS

Layout A



Qty	Model Number	Description	Dimensions	List Price
1	9751L	Lounge Chair - Left Arm	28.5 x 31 x 30	1500
1	9751R	Lounge Chair - Right Arm	28.5 x 31 x 30	1500
1	9755	Corner Table	27.25 x 27.25 x 12.5	584
2	9759	Ganging Bracket	1 x 0.75 x 10	19 x 2
SAMPLE LAYOUT TOTAL IN STANDARD BLACK FRAME				3622
SAMPLE LAYOUT TOTAL IN OPTIONAL FRAME FINISHES				4174

Layout B



Qty	Model Number	Description	Dimensions	List Price
1	9751L	Lounge Chair - Left Arm	28.5 x 31 x 30	1500
1	9751R	Lounge Chair - Right Arm	28.5 x 31 x 30	1500
1	9755	Corner Table	27.25 x 27.25 x 12.5	584
2	9759	Ganging Bracket	1 x 0.75 x 10	19 x 2
SAMPLE LAYOUT TOTAL IN STANDARD BLACK FRAME				3622
SAMPLE LAYOUT TOTAL IN OPTIONAL FRAME FINISHES				4174

Layout C



Qty	Model Number	Description	Dimensions	List Price
1	9751L	Lounge Chair - Left Arm	28.5 x 31 x 30	1500
1	9751R	Lounge Chair - Right Arm	28.5 x 31 x 30	1500
1	9751NA	Lounge Chair - No Arms	26.5 x 31 x 30	1229
2	9755	Corner Table	27.25 x 27.25 x 12.5	584 x 2
4	9759	Ganging Bracket	1 x 0.75 x 10	19 x 4
SAMPLE LAYOUT TOTAL IN STANDARD BLACK FRAME				5473
SAMPLE LAYOUT TOTAL IN OPTIONAL FRAME FINISHES				6403

SAMPLE LAYOUTS

Layout D



Qty	Model Number	Description	Dimensions	List Price
1	9751L	Lounge Chair - Left Arm	28.5 x 31 x 30	1500
1	9751R	Lounge Chair - Right Arm	28.5 x 31 x 30	1500
1	9751NA	Lounge Chair - Armless	26.5 x 31 x 30	1229
2	9755	Corner Table	27.25 x 27.25 x 12.5	584 x 2
1	9757L	Left Tablet	14 x 17.25 x 14	460
1	9758R	Right Tablet	14 x 17.25 x 14	460
4	9759	Ganging Bracket	1 x 0.75 x 10	19 x 4

SAMPLE LAYOUT TOTAL IN STANDARD BLACK FRAME	6393
SAMPLE LAYOUT TOTAL IN OPTIONAL FRAME FINISHES	7493


Layout E



Qty	Model Number	Description	Dimensions	List Price
1	9752L-OB	Two Seat Sofa Open Back - Left Arm	54 x 31 x 30	2459
1	9752NA	Two Seat Sofa - Armless	52 x 31 x 30	2248
1	9754	Storage Table	27.25 x 27.25 x 16.5	953
1	9755	Corner Table	27.25 x 27.25 x 12.5	584
1	9758R	Right Tablet	14 x 17.25 x 14	460
2	9759	Ganging Bracket	1 x 0.75 x 10	19 x 2

SAMPLE LAYOUT TOTAL IN STANDARD BLACK FRAME	6742
SAMPLE LAYOUT TOTAL IN OPTIONAL FRAME FINISHES	7667


Layout F



Qty	Model Number	Description	Dimensions	List Price
1	9753NA-OB	Three Seat Sofa Open Back - Armless	80.5 x 31 x 30	3208
1	9751L	Lounge Chair - Left Arm	28.5 x 31 x 30	1500
1	9755	Corner Table	27.25 x 27.25 x 12.5	584
1	9757L	Left Tablet	14 x 17.25 x 14	460
1	9758R	Right Tablet	14 x 17.25 x 14	460
2	9759	Ganging Bracket	1 x 0.75 x 10	19 x 2

SAMPLE LAYOUT TOTAL IN STANDARD BLACK FRAME	6250
SAMPLE LAYOUT TOTAL IN OPTIONAL FRAME FINISHES	7073

Layout G



Qty	Model Number	Description	Dimensions	List Price
1	9753NA-OB	Three Seat Sofa Open Back - Armless	80.5 x 31 x 30	3208
1	9751	Lounge Chair	30.5 x 31 x 30	1771
1	9755	Corner Table	27.25 x 27.25 x 12.5	584
1	9757L	Left Tablet	14 x 17.25 x 14	460
1	9759	Ganging Bracket	1 x 0.75 x 10	19

SAMPLE LAYOUT TOTAL IN STANDARD BLACK FRAME	6061
SAMPLE LAYOUT TOTAL IN OPTIONAL FRAME FINISHES	6799

Layout H




Qty	Model Number	Description	Dimensions	List Price
1	9751L	Lounge Chair - Left Arm	28.5 x 31 x 30	1500
1	9751R	Lounge Chair - Right Arm	28.5 x 31 x 30	1500
1	9751NA	Lounge Chair - No Arms	26.5 x 31 x 30	1229
2	9755	Corner Table	27.25 x 27.25 x 12.5	584 x 2
4	9759	Ganging Bracket	1 x 0.75 x 10	19 x 4

SAMPLE LAYOUT TOTAL IN STANDARD BLACK FRAME	5473
SAMPLE LAYOUT TOTAL IN OPTIONAL FRAME FINISHES	6403


SAMPLE LAYOUTS

Layout I



Qty	Model Number	Description	Dimensions	List Price
1	9753NA-OB	Three Seat Sofa Open Back - Armless	80.5 x 31 x 30	3208
1	9752NA	Two Seat Sofa - Armless	52 x 31 x 30	2248
2	9754	Storage Table	27.25 x 27.25 x 16.5	953 x 2
1	9755	Corner Table	27.25 x 27.25 x 12.5	584
1	9757L	Left Tablet	14 x 17.25 x 14	460
1	9758R	Right Tablet	14 x 17.25 x 14	460
2	9759	Ganging Bracket	1 x 0.75 x 10	19 x 2
SAMPLE LAYOUT TOTAL IN STANDARD BLACK FRAME				8904
SAMPLE LAYOUT TOTAL IN OPTIONAL FRAME FINISHES				10132

Layout J



Qty	Model Number	Description	Dimensions	List Price
1	9753NA-OB	Three Seat Sofa Open Back - Armless	80.5 x 31 x 30	3208
1	9751L	Lounge Chair - Left Arm	28.5 x 31 x 30	1500
1	9751R	Lounge Chair - Right Arm	28.5 x 31 x 30	1500
2	9754	Storage Table	27.25 x 27.25 x 16.5	953 x 2
1	9755	Corner Table	27.25 x 27.25 x 12.5	584
1	9757L	Left Tablet	14 x 17.25 x 14	460
1	9758R	Right Tablet	14 x 17.25 x 14	460
2	9759	Ganging Bracket	1 x 0.75 x 10	19 x 2
SAMPLE LAYOUT TOTAL IN STANDARD BLACK FRAME				9656
SAMPLE LAYOUT TOTAL IN OPTIONAL FRAME FINISHES				11001

Layout K



Qty	Model Number	Description	Dimensions	List Price
2	9753NA-OB	Three Seat Sofa Open Back - Armless	80.5 x 31 x 30	3208 x 2
2	9755	Corner Table	27.25 x 27.25 x 12.5	584 x 2
2	9759	Ganging Bracket	1 x 0.75 x 10	19 x 2
SAMPLE LAYOUT TOTAL IN STANDARD BLACK FRAME				7622
SAMPLE LAYOUT TOTAL IN OPTIONAL FRAME FINISHES				8550

Layout L



Qty	Model Number	Description	Dimensions	List Price
1	9752NA	Two Seat Sofa - Armless	52 x 31 x 30	2248
1	9751L	Lounge Chair - Left Arm	28.5 x 31 x 30	1500
1	9751R	Lounge Chair - Right Arm	28.5 x 31 x 30	1500
2	9755	Corner Table	27.25 x 27.25 x 12.5	584 x 2
4	9759	Ganging Bracket	1 x 0.75 x 10	19 x 4
SAMPLE LAYOUT TOTAL IN STANDARD BLACK FRAME				6492
SAMPLE LAYOUT TOTAL IN OPTIONAL FRAME FINISHES				7479


Layout M



Qty	Model Number	Description	Dimensions	List Price
1	9753NA-OB	Three Seat Sofa Open Back - Armless	80.5 x 31 x 30	3208
1	9752L-OB	Two Seat Sofa Open Back - Left Arm	54 x 31 x 30	2459
1	9752NA	Two Seat Sofa - Armless	52 x 31 x 30	2248
2	9755	Corner Table	27.25 x 27.25 x 12.5	584 x 2
1	9754	Storage Table	27.25 x 27.25 x 16.5	953
1	9758R	Right Tablet	14 x 17.25 x 14	460
4	9759	Ganging Bracket	1 x 0.75 x 10	19 x 4
SAMPLE LAYOUT TOTAL IN STANDARD BLACK FRAME				10572
SAMPLE LAYOUT TOTAL IN OPTIONAL FRAME FINISHES				11976

SAMPLE LAYOUTS


Layout N



Qty	Model Number	Description	Dimensions	List Price
1	9753NA-OB	Three Seat Sofa Open Back - Armless	80.5 x 31 x 30	3208
1	9751L	Lounge Chair - Left Arm	28.5 x 31 x 30	1500
1	9751R	Lounge Chair - Right Arm	28.5 x 31 x 30	1500
2	9755	Corner Table	27.25 x 27.25 x 12.5	584 x 2
4	9759	Ganging Bracket	1 x 0.75 x 10	19 x 4

SAMPLE LAYOUT TOTAL IN STANDARD BLACK FRAME 7452
SAMPLE LAYOUT TOTAL IN OPTIONAL FRAME FINISHES 8483


Layout O



Qty	Model Number	Description	Dimensions	List Price
1	9753NA-OB	Three Seat Sofa Open Back - Armless	80.5 x 31 x 30	3208
1	9752NA	Two Seat Sofa - Armless	52 x 31 x 30	2248
1	9751	Lounge Chair	30.5 x 31 x 30	1771
1	9754	Storage Table	27.25 x 27.25 x 16.5	953
2	9755	Corner Table	27.25 x 27.25 x 12.5	584 x 2
1	9757L	Left Tablet	14 x 17.25 x 14	460
3	9759	Ganging Bracket	1 x 0.75 x 10	19 x 3

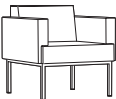
SAMPLE LAYOUT TOTAL IN STANDARD BLACK FRAME 9865
SAMPLE LAYOUT TOTAL IN OPTIONAL FRAME FINISHES 11197

Layout P

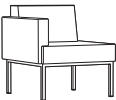


Qty	Model Number	Description	Dimensions	List Price
1	9753NA-OB	Three Seat Sofa Open Back - Armless	80.5 x 31 x 30	3208
1	9752L-OB	Two Seat Sofa Open Back - Left Arm	54 x 31 x 30	2459
2	9754	Storage Table	27.25 x 27.25 x 16.5	953 x 2
1	9755	Corner Table	27.25 x 27.25 x 12.5	584
1	9758R	Right Tablet	14 x 17.25 x 14	460
2	9759	Ganging Bracket	1 x 0.75 x 10	19 x 2

SAMPLE LAYOUT TOTAL IN STANDARD BLACK FRAME 8655
SAMPLE LAYOUT TOTAL IN OPTIONAL FRAME FINISHES 9798



Lounge Chair
COM: 4.25 YD | 3.89 M
Unit weight: 61 LB | 27.7 KG
Carton weight: 71 LB | 32.21 KG
Carton volume: 21.5 FT³ | 0.6 MT³



9751R



9751L

Lounge Chair - One Arm
COM: 3.25 YD | 2.97 M
Unit weight: 51 LB | 23.2 KG
Carton weight: 61 LB | 27.67 KG
Carton volume: 20 FT³ | 0.56 MT³

Ganging clip required for sectional use.

R for right arm.
L for left arm.

	1	2	3	4	5	6	7	8	9	10	11	12
9751	1771	1907	2022	2154	2370	2570	2770	2944	3161	3365	3641	4032



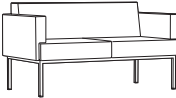
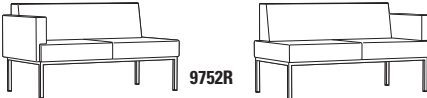
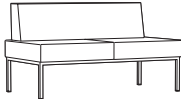

OVERALL DIMENSIONS			SEAT DIMENSIONS			BACK DIMENSIONS		
W	D	H	W	D	H	W	H	
IN 30.5	31	30	24	20.5	18.5	22	12.5	
MM 775	787	762	610	521	470	559	318	

RTA 00 1 per carton

	1	2	3	4	5	6	7	8	9	10	11	12
9751R	1500	1604	1692	1793	1958	2111	2264	2397	2563	2719	2930	3229
9751L												

OVERALL DIMENSIONS			SEAT DIMENSIONS			BACK DIMENSIONS		
W	D	H	W	D	H	W	H	
IN 28.5	31	30	24	20.5	18.5	22	12.5	
MM 724	787	762	610	521	470	559	318	

RTA 00 1 per carton

DESCRIPTION		FEATURES	MODEL #	STANDARD TEXTILE GRADES												
				1	2	3	4	5	6	7	8	9	10	11	12	
	Lounge Chair - Armless COM: 2.25 YD 2.06 M Unit weight: 41 LB 18.6 KG Carton weight: 51 LB 23.13 KG Carton volume: 18.75 FT³ 0.52 MT³	Ganging clip required for sectional use.		9751NA	1229	1301	1362	1432	1546	1652	1758	1850	1965	2073	2219	2426
			OVERALL DIMENSIONS			SEAT DIMENSIONS			BACK DIMENSIONS							
			W	D	H	W	D	H	W	H						
			IN 26.5 MM 673	31 787	30 762	24 610	20.5 521	18.5 470	22 559	12.5 318						
			RTA 00	1 per carton												
				1	2	3	4	5	6	7	8	9	10	11	12	
	Corner Unit COM: 3 YD 2.74 M Unit weight: 62 LB 28.2 KG Carton weight: 72 LB 32.66 KG Carton volume: 18.5 FT³ 0.52 MT³	Ganging clip required for sectional use.		9764	1621	1717	1798	1891	2044	2185	2326	2449	2602	2746	2941	3217
			OVERALL DIMENSIONS			SEAT DIMENSIONS			BACK DIMENSIONS							
			W	D	H	W	D	H	W	H						
			IN 28.5 MM 724	28.5 724	30 762	22 559	20.5 521	18.5 470	22 559	12.5 318						
			RTA 00	1 per carton												
				1	2	3	4	5	6	7	8	9	10	11	12	
	Two Seat Sofa COM: 6.25 YD 5.72 M Unit weight: 99 LB 45 KG Carton weight: 111 LB 50.35 KG Carton volume: 37.5 FT³ 1.06 MT³			9752	2794	2994	3163	3357	3675	3969	4263	4519	4838	5138	5544	6119
			OVERALL DIMENSIONS			SEAT DIMENSIONS			BACK DIMENSIONS							
			W	D	H	W	D	H	W	H						
			IN 56 MM 1422	31 787	30 762	48 1219	20.5 521	18.5 470	44 1118	12.5 318						
			RTA 00	1 per carton												
				1	2	3	4	5	6	7	8	9	10	11	12	
	Two Seat Sofa COM: 5 YD 4.57 M Unit weight: 89 LB 40.5 KG Carton weight: 101 LB 45.81 KG Carton volume: 36.25 FT³ 1.02 MT³	Ganging clip required for sectional use. R for right arm. L for left arm.		9752R 9752L	2490	2650	2785	2940	3195	3430	3665	3870	4125	4365	4690	5150
			OVERALL DIMENSIONS			SEAT DIMENSIONS			BACK DIMENSIONS							
			W	D	H	W	D	H	W	H						
			IN 54 MM 1372	31 787	30 762	48 1219	20.5 521	18.5 470	44 1118	12.5 318						
			RTA 00	1 per carton												
				1	2	3	4	5	6	7	8	9	10	11	12	
	Two Seat Sofa - Armless COM: 4 YD 3.66 M Unit weight: 79 LB 35.9 KG Carton weight: 91 LB 41.28 KG Carton volume: 35.5 FT³ 1 MT³	Ganging clip required for sectional use.		9752NA	2248	2376	2484	2608	2812	3000	3188	3352	3556	3748	4008	4376
			OVERALL DIMENSIONS			SEAT DIMENSIONS			BACK DIMENSIONS							
			W	D	H	W	D	H	W	H						
			IN 52 MM 1321	31 787	30 762	48 1219	20.5 521	18.5 470	44 1118	12.5 318						
			RTA 00	1 per carton												
				1	2	3	4	5	6	7	8	9	10	11	12	
	Two Seat Sofa - 42" High Back COM: 8 YD 7.32 M Unit weight: 105 LB 47.7 KG Carton weight: 120 LB 54.43 KG Carton volume: 48.5 FT³ 1.37 MT³	Ganging clip required for sectional use.		9752NAHB42	2563	2819	3035	3283	3691	4067	4443	4771	5179	5563	6083	6819
			OVERALL DIMENSIONS			SEAT DIMENSIONS			BACK DIMENSIONS							
			W	D	H	W	D	H	W	H						
			IN 52 MM 1321	31 787	42 1067	48 1219	20.5 521	18.5 470	44 1118	24.5 622						
			RTA 00	1 per carton												

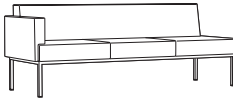
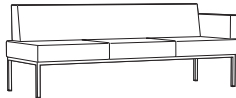
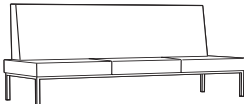
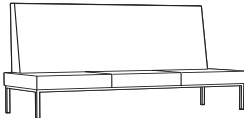
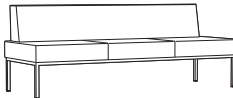
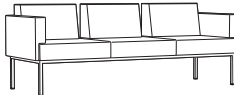
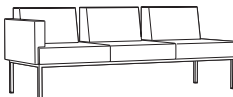
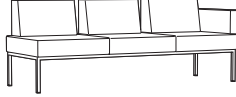
DESCRIPTION	FEATURES	MODEL #	STANDARD TEXTILE GRADES												
	Two Seat Sofa - 48" High Back COM: 8.75 YD 8 M Unit weight: 115 LB 52.3 KG Carton weight: 130 LB 58.97 KG Carton volume: 55 FT³ 1.55 MT³	Ganging clip required for sectional use.		1	2	3	4	5	6	7	8	9	10	11	12
			9752NAHB48	2671	2951	3187	3459	3905	4316	4727	5086	5532	5952	6521	7326
			OVERALL DIMENSIONS			SEAT DIMENSIONS			BACK DIMENSIONS						
			W	D	H	W	D	H	W	H					
			IN 52	31	48	48	20.5	18.5	44	30.5					
			MM 1321	787	1219	1219	521	470	1118	775					
			RTA 00	1 per carton											

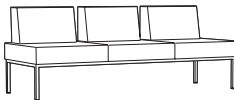


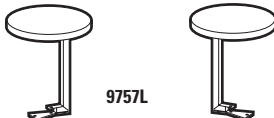


				1	2	3	4	5	6	7	8	9	10	11	12	
				9752-OB	2761	2961	3130	3324	3642	3936	4230	4486	4805	5105	5511	6086
				OVERALL DIMENSIONS			SEAT DIMENSIONS			BACK DIMENSIONS						
				W	D	H	W	D	H	W	H					
				IN 56	29.5	30	54	20.5	18.5	48	12.5					
				MM 1422	749	762	1372	521	470	1219	318					
				RTA 00	1 per carton											




				1	2	3	4	5	6	7	8	9	10	11	12	
				9752R-OB	2459	2627	2769	2932	3199	3446	3693	3908	4176	4428	4769	5252
				9752L-OB												
				OVERALL DIMENSIONS			SEAT DIMENSIONS			BACK DIMENSIONS						
				W	D	H	W	D	H	W	H					
				IN 54	31	30	48	20.5	18.5	44	12.5					
				MM 1372	787	762	1219	521	470	1118	318					
				RTA 00	1 per carton											



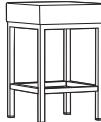

				1	2	3	4	5	6	7	8	9	10	11	12	
				9752NA-OB	2218	2354	2469	2601	2817	3017	3217	3391	3608	3812	4088	4479
				OVERALL DIMENSIONS			SEAT DIMENSIONS			BACK DIMENSIONS						
				W	D	H	W	D	H	W	H					
				IN 52	31	30	48	20.5	18.5	44	12.5					
				MM 1321	787	762	1219	521	470	1118	318					
				RTA 00	1 per carton											

				1	2	3	4	5	6	7	8	9	10	11	12	
				9753	3784	4088	4345	4639	5124	5570	6017	6406	6891	7347	7964	8838
				OVERALL DIMENSIONS			SEAT DIMENSIONS			BACK DIMENSIONS						
				W	D	H	W	D	H	W	H					
				IN 82.5	31	30	76.5	20.5	18.5	66	12.5					
				MM 2096	787	762	1943	521	470	1676	318					
				RTA 00	1 per carton											

DESCRIPTION		FEATURES	MODEL #	STANDARD TEXTILE GRADES												
				1	2	3	4	5	6	7	8	9	10	11	12	
 9753R	 9753L	Ganging clip required for sectional use. R for right arm. L for left arm.	9753R	3528	3792	4015	4271	4691	5079	5467	5805	6226	6622	7158	7917	
			OVERALL DIMENSIONS			SEAT DIMENSIONS			BACK DIMENSIONS							
			W	D	H	W	D	H	W	H						
			IN 81.5 MM 2070	31 787	30 762	80.5 2045	20.5 521	18.5 470	74 1880	12.5 318						
			RTA 00	1 per carton												
				1	2	3	4	5	6	7	8	9	10	11	12	
 9753NAHB42		Ganging clip required for sectional use.	9753NAHB42	3912	4304	4635	5015	5639	6215	6791	7293	7918	8506	9302	10429	
			OVERALL DIMENSIONS			SEAT DIMENSIONS			BACK DIMENSIONS							
			W	D	H	W	D	H	W	H						
			IN 80.5 MM 2045	31 787	42 1067	74 1880	20.5 521	18.5 470	74 1880	24.5 622						
			RTA 00	1 per carton												
				1	2	3	4	5	6	7	8	9	10	11	12	
 9753NAHB48		Ganging clip required for sectional use.	9753NAHB48	4144	4568	4926	5337	6012	6635	7258	7801	8477	9113	9974	11193	
			OVERALL DIMENSIONS			SEAT DIMENSIONS			BACK DIMENSIONS							
			W	D	H	W	D	H	W	H						
			IN 80.5 MM 2045	31 787	48 1219	80.5 2045	20.5 521	18.5 470	74 1880	30.5 775						
			RTA 00	1 per carton												
				1	2	3	4	5	6	7	8	9	10	11	12	
 9753NA		Ganging clip required for sectional use.	9753NA	3240	3464	3653	3870	4227	4556	4885	5172	5529	5865	6320	6964	
			OVERALL DIMENSIONS			SEAT DIMENSIONS			BACK DIMENSIONS							
			W	D	H	W	D	H	W	H						
			IN 80.5 MM 2045	31 787	30 762	80.5 2045	20.5 521	18.5 470	74 1880	12.5 318						
			RTA 00	1 per carton												
				1	2	3	4	5	6	7	8	9	10	11	12	
 9753-OB		Ganging clip required for sectional use.	9753-OB	3751	4007	4223	4471	4879	5255	5631	5959	6367	6751	7271	8007	
			OVERALL DIMENSIONS			SEAT DIMENSIONS			BACK DIMENSIONS							
			W	D	H	W	D	H	W	H						
			IN 82.5 MM 2096	31 787	30 762	80.5 2045	20.5 521	18.5 470	74 1880	12.5 318						
			RTA 00	1 per carton												
				1	2	3	4	5	6	7	8	9	10	11	12	
 9753R-OB	 9753L-OB	Ganging clip required for sectional use. R for right arm. L for left arm.	9753R-OB	3495	3719	3908	4125	4482	4811	5140	5427	5784	6120	6575	7219	
			OVERALL DIMENSIONS			SEAT DIMENSIONS			BACK DIMENSIONS							
			W	D	H	W	D	H	W	H						
			IN 81.5 MM 2070	31 787	30 762	80.5 2045	20.5 521	18.5 470	74 1880	12.5 318						
			RTA 00	1 per carton												

DESCRIPTION	FEATURES	MODEL #	STANDARD TEXTILE GRADES														
	Three Seat Sofa - Open Back - Armless COM: 6.25 YD 5.72 M Unit weight: 118 LB 53.6 KG Carton weight: 133 LB 60.33 KG Carton volume: 51.5 FT³ 1.45 MT³			1	2	3	4	5	6	7	8	9	10	11	12		
				9753NA-OB	3208	3408	3577	3771	4089	4383	4677	4933	5252	5552	5958	6533	
				OVERALL DIMENSIONS			SEAT DIMENSIONS			BACK DIMENSIONS							
				W	D	H	W	D	H	W	H						
				IN 80.5 MM 2045	31 787	30 762	80.5 2045	20.5 521	18.5 470	74 1880	12.5 318						
		RTA 00		1 per carton													
			List price														
		9754		953													
	Storage Table COM: N/A Unit weight: 59 LB 26.8 KG Carton weight: 65 LB 29.48 KG Carton volume: 11.5 FT³ 0.32 MT³			OVERALL DIMENSIONS			SEAT DIMENSIONS			BACK DIMENSIONS							
				W	D	H	W	D	H	W	H						
				IN 27.25 MM 692	27.25 692	16.5 419	-	-	-	-	-	-					
				RTA 00		courier		1 per carton									
						List price											
		9755		584													
	Corner Table COM: N/A Unit weight: 34 LB 15.5 KG Carton weight: 40 LB 18.14 KG Carton volume: 8 FT³ 0.22 MT³			OVERALL DIMENSIONS			SEAT DIMENSIONS			BACK DIMENSIONS							
				W	D	H	W	D	H	W	H						
				IN 27.25 MM 692	27.25 692	12.5 318	-	-	-	-	-	-					
				RTA 00		courier		1 per carton									
						List price											
		9757L 9758R		460													
	Tablet COM: N/A Unit weight: 9 LB 4.1 KG Carton weight: 12 LB 5.44 KG Carton volume: 2.5 FT³ 0.07 MT³			OVERALL DIMENSIONS			SEAT DIMENSIONS			BACK DIMENSIONS							
				W	D	H	W	D	H	W	H						
				IN 14 MM 356	17.25 438	14 356	-	-	-	-	-	-					
				RTA 00		courier		1 per carton									
						List price											
		9759		19													
	Ganging Bracket COM: N/A Unit weight: 0.25 LB 0.1 KG Carton weight: 0.52 LB 0.24 KG Carton volume: 0.5 FT³ 0.01 MT³			OVERALL DIMENSIONS			SEAT DIMENSIONS			BACK DIMENSIONS							
				W	D	H	W	D	H	W	H						
				IN 1 MM 25	0.75 19	10 254	-	-	-	-	-	-					
				RTA 00		courier		25 per carton									
						List price											
		9760		375													
	Power Unit w/10 Ft. power cord COM: N/A Unit weight: 2 LB 0.9 KG Carton weight: 3 LB 1.36 KG Carton volume: 0.5 FT³ 0.01 MT³			OVERALL DIMENSIONS			SEAT DIMENSIONS			BACK DIMENSIONS							
				W	D	H	W	D	H	W	H						
				IN 6 MM 152	2.75 70	2.75 70	-	-	-	-	-	-					
				RTA 00		courier		1 per carton									
						List price											
		9760		375													

DESCRIPTION	FEATURES	MODEL #	STANDARD TEXTILE GRADES											
	One Seat Bench COM: 2 YD 1.83 M Unit weight: 31 LB 14.1 KG Carton weight: 37 LB 16.78 KG Carton volume: 10.75 FT³ 0.3 MT³	Ganging clip required for sectional use.												
			OVERALL DIMENSIONS			SEAT DIMENSIONS			BACK DIMENSIONS					
			W	D	H	W	D	H	W	H				
			IN 27.5 MM 699	28.5 724	17.5 445	27.5 699	28.5 724	18.5 470	-	-				
			RTA 00	1 per carton										
	Two Seat Bench COM: 4 YD 3.66 M Unit weight: 49 LB 22.3 KG Carton weight: 57 LB 25.85 KG Carton volume: 21.25 FT³ 0.6 MT³	Ganging clip required for sectional use.												
			OVERALL DIMENSIONS			SEAT DIMENSIONS			BACK DIMENSIONS					
			W	D	H	W	D	H	W	H				
			IN 54 MM 1372	28.5 724	17.5 445	54 1372	28.5 724	18.5 470	-	-				
			RTA 00	1 per carton										
	Three Seat Bench COM: 6 YD 5.49 M Unit weight: 70 LB 31.8 KG Carton weight: 80 LB 36.29 KG Carton volume: 29.5 FT³ 0.83 MT³	Ganging clip required for sectional use.												
			OVERALL DIMENSIONS			SEAT DIMENSIONS			BACK DIMENSIONS					
			W	D	H	W	D	H	W	H				
			IN 80.5 MM 2045	28.5 724	17.5 445	80.5 2045	28.5 724	18.5 470	-	-				
			RTA 00	1 per carton										
	Coffee Storage Table (2 Seat Length) COM: N/A Unit weight: 102 LB 46.4 KG Carton weight: 112 LB 50.8 KG Carton volume: 20.5 FT³ 0.58 MT³	Ganging clip required for sectional use.	List price											
			9765	1503										
			OVERALL DIMENSIONS			SEAT DIMENSIONS			BACK DIMENSIONS					
			W	D	H	W	D	H	W	H				
			IN 53.75 MM 1365	27.25 692	16.5 419	-	-	-	-	-				
RTA 00	courier	1 per carton												
	Coffee Table (2 Seat Length) COM: N/A Unit weight: 56 LB 25.5 KG Carton weight: 68 LB 30.84 KG Carton volume: 17.75 FT³ 0.5 MT³	Freestanding.	List price											
			9766	969										
			OVERALL DIMENSIONS			SEAT DIMENSIONS			BACK DIMENSIONS					
			W	D	H	W	D	H	W	H				
			IN 54 MM 1372	27.5 699	13 330	-	-	-	-	-				
RTA 00	courier	1 per carton												
	Floating Side Table COM: N/A Unit weight: 15 LB 6.8 KG Carton weight: 20 LB 9.07 KG Carton volume: 2.2 FT³ 0.06 MT³	To be used in between chair/sofa models.	List price											
			9767	501										
			OVERALL DIMENSIONS			SEAT DIMENSIONS			BACK DIMENSIONS					
			W	D	H	W	D	H	W	H				
			IN 13.5 MM 343	27.25 692	1 25	-	-	-	-	-				
RTA 00	courier	1 per carton												

DESCRIPTION	FEATURES	MODEL #	STANDARD TEXTILE GRADES												
	Floating Storage Side Table COM: N/A Unit weight: 15 LB 6.8 KG Carton weight: 20 LB 9.07 KG Carton volume: 2.2 FT³ 0.06 MT³	To be used in between chair/sofa models.	List price												
			9768704												
			OVERALL DIMENSIONS			SEAT DIMENSIONS			BACK DIMENSIONS						
			W	D	H	W	D	H	W	H					
			IN 13.5 MM 343	27.25 692	5 127	-	-	-	-	-					
			RTA 00		1 per carton										
	24" Stool COM: 0.75 YD 0.69 M Unit weight: 17 LB 7.7 KG Carton weight: 22 LB 9.98 KG Carton volume: 4.75 FT³ 0.13 MT³			1	2	3	4	5	6	7	8	9	10	11	12
			9769S24	587	611	631	655	693	728	763	794	832	868	917	986
			OVERALL DIMENSIONS			SEAT DIMENSIONS			BACK DIMENSIONS						
			W	D	H	W	D	H	W	H					
			IN 15 MM 381	15 381	24 610	-	-	24 610	-	-					
			RTA 00	1 per carton											
	30" Stool COM: 0.75 YD 0.69 M Unit weight: 18 LB 8.2 KG Carton weight: 23 LB 10.43 KG Carton volume: 5.5 FT³ 0.15 MT³			1	2	3	4	5	6	7	8	9	10	11	12
			9769S30	656	680	700	724	762	797	832	863	901	937	986	1055
			OVERALL DIMENSIONS			SEAT DIMENSIONS			BACK DIMENSIONS						
			W	D	H	W	D	H	W	H					
			IN 15 MM 381	15 381	30 762	-	-	30 762	-	-					
			RTA 00	1 per carton											

CALIDON



model GC36301

Tandem Side Table
model GC36319R

Calidon freestanding tables



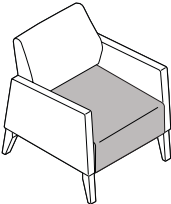
For Calidon freestanding tables, please see page 76.

EXAMPLE CALIDON ORDER CODE:

GC36308	-NS	-PU75	-NS
Model #	Sealed back seams	Back/arm textile	Sealed seat seams

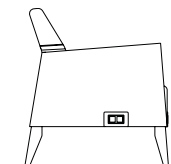
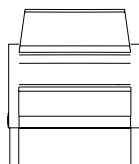

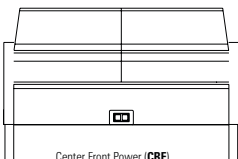

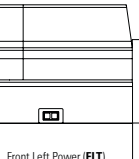
-PU75	-AAM	-TPM-J-SLT	-NM	-NB
Seat textile	Frame finish	Power	Glides	Moisture barrier

CONTRASTING TEXTILES APPLICATION



Back and arms are separate from seat.

POWER LOCATION DIAGRAM

Right Side Power (SRT)
Models GC36308, GC36309 and GC36310Front Power Not Available
Model GC36308Left Side Power (SLT)
Models GC36308, GC36309 and GC36310Center Front Power (CRF)
Model GC36309 onlyFront Right Power (FRT)
Model GC36310 onlyFront Left Power (FLT)
Model GC36310 only

STANDARD FEATURES

- Calidon series consists of wood frame guest, lounge, bariatric and bench seating, in addition to fully upholstered lounge seating. Calidon freestanding and tandem/bridge tables complement the line.
- Calidon is designed for the rigors of high use environments. Lounge units include metal frame supports.
- Frame design features a wall saver leg to prevent back contact and damage to walls.
- All guest and lounge chairs feature a clean out between seat and back, and tall legs for ease of cleaning.
- For added comfort, seats are standard with high density Ultracell foam.
- Active weight capacity up to 400 lbs./seat for standard seating; up to 600 lbs. for bariatric seating.
- For healthcare textiles, visit the website at globalfurnituregroup.com.
- Textiles with a minimum of 100,000 double rubs must be specified to meet Global 24/7 warranty coverage.
- Can be upholstered in standard Global textiles if Healthcare 24/7 application compliance is not required.
- Tandem table models (GC36319 to GC36321) connect to guest seating only. Tandem tables are specified left or right, as seated. Refer to page 76 for more details.
- No seating or bench models gang together.

OPTIONAL FEATURES






- All guest and lounge models can be specified with armcaps, securely fastened with metal-to-metal connectors, allowing for field replacement if required. Urethane armcaps are available on open (wood) arm models. Solid surface armcaps are available on open (wood) and fully upholstered arm models. Armcaps cannot be retrofitted in the field on units with no existing armcaps.
- Fully upholstered lounge seating can be specified with a tamper resistant power/USB unit, which includes one AC outlet, two 10-watt USB ports and a 10 ft long, 3-prong power cord. The power unit is Black with matching face plate and cord. Power is factory installed and must be specified at time of order. Add \$160. Power locations vary by model. See power location diagram.
- For contrasting textile specification, the back and arms are specified in one textile. The seat is specified separately. Use the Build-it tool on globalfurnituregroup.com for pricing.

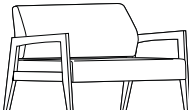


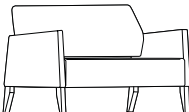
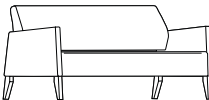
SUGGESTED APPLICATIONS

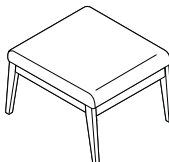
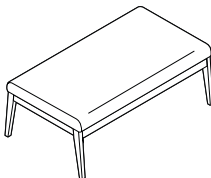
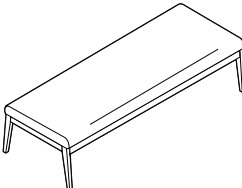
- Bariatric seating
- Guest seating
- Lobbies
- Treatment/Exam rooms
- Patient rooms
- Resident rooms
- Lounge rooms

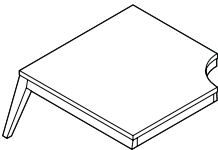
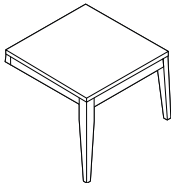
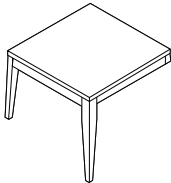
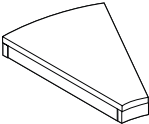
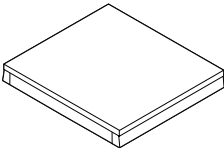
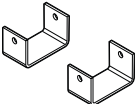
Please add option codes in the following order:

- Model number**
GC36301 to GC36303 Guest chairs
GC36304 Bariatric guest chair
GC36305 to GC36307 Lounge chairs
GC36308 to GC36310 Fully upholstered lounge
GC36311 to GC36313 Benches
GC36318 to GC36320 Tandem/bridge tables
- Sealed back seams**
(NS) No sealed back seams.
(SS) Sealed back seams. Upcharges vary, see model.
- Back and arm textile**
 Specify textile code.
- Sealed seat seams**
(NS) No sealed seams.
(SS) Sealed seat seams. Upcharges vary, see model.
- Seat textile**
 Specify textile code.
- Armcap option**
(FNA) No armcaps.
(FAC) With armcaps.
- Frame finish**
(AAM) Absolute
(CJM) Charcoal Java
(ACM) Cherry
(EMM) Empire Mahogany
(EOM) English Oak
(ECM) Espresso Cafe
(TFM) Fruitwood
(HGM) Gray
(HOM) Harvest Oak
(AHM) Honey
(JOM) Jet Onyx
(LHM) Light Honey
(TMM) Mahogany
(AVM) Maple
(MWM) Medium Walnut
(ASM) Night
(NBM) Noce Biondo
(NGM) Noce Grigio
(NEM) Noce Leggero
(NMM) Noce Medio
(SBM) Sandy Beach
(SKM) Shaker Cherry
(SOM) Silver Oak
(TWM) Walnut
(WTM) WC Cream
(WHM) White
(WCM) Winter Cherry
- Armcap finish** (guest chairs only with **FAC** specified)
(SSU) Urethane armcaps (for wood arm guest and lounge with **FAC** specified). Upcharges vary, see model.
- Urethane finishes**
(BLK) Black
(KAL) Kalua
(LAB) Latte
(J52) Mocha
(SHW) Shadow
(TOA) Toast
- Solid surface finishes**
Grade 1:
(SWH) Designer White
Grade 2:
(SBT) Beige Tempest
(SBX) Black Onyx Mirage
(SMG) Milk Glass Spectra
(SFW) Frosty White Mirage
(SHS) Hot Stone
(SNM) Northern Melange
- Power/USB unit position** (fully upholstered, lounge models only, as specified below).
(NPM) No power.
(TPM) Tamper resistant power unit.
(J) Black
(SRT) Side right. Add \$160.
(SLT) Side left. Add \$160.
(FLT) Front left (three seater only). Add \$160.
(FRT) Front right (three seater only). Add \$160.
(CRF) Center front (two seater only). Add \$160.
(SLR) Side left and right. Add \$322.
(FLR) Front left and right. Add \$322.
- Glides**
(NM) Non-marking
(NS) Non-slip. Guest single seat, bariatric and lounge chairs, add \$22. Guest two seater, add \$32. Guest three seater, add \$43.
- Moisture Barrier** (seat only)
(NB) No moisture barrier.
(MB) Moisture barrier. Upcharges vary, see model.

DESCRIPTION	MODEL# / FEATURES	STANDARD TEXTILE GRADES											
		COM	2	3	4	5	6	7	8	9	10	11	12
 <p>Wood Guest Single Seat COM: 1.9 YD 1.74 M Unit weight: 26 LB 11.8 KG Carton weight: 38 LB 17.24 KG Carton volume: 16.5 FT³ 0.46 MT³</p>	GC36301	1164	1225	1276	1335	1432	1521	1611	1688	1785	1877	2000	2175
	Active weight 400 lbs.	OVERALL DIMENSIONS			SEAT DIMENSIONS			BACK DIMENSIONS					
		W	D	H	W	D	H	W	H				
	Solid surface GRD1 armcaps, add \$290. IN 23.5	597	673	876	21.5	18	18	21.5	16.5				
	Solid surface GRD2 armcaps, add \$310. MM 597				546	457	457	546	419				
 <p>Wood Guest Two Seater, Full Center Arm COM: 3.8 YD 3.47 M Unit weight: 50 LB 22.7 KG Carton weight: 68 LB 30.84 KG Carton volume: 31.75 FT³ 0.89 MT³</p>	GC36302	2191	2313	2415	2533	2727	2905	3084	3240	3434	3616	3863	4213
	Active weight 400 lbs./seat	OVERALL DIMENSIONS			SEAT DIMENSIONS			BACK DIMENSIONS					
		W	D	H	W	D	H	W	WH				
	Solid surface GRD1 armcaps, add \$435. IN 46	1168	673	876	21.5	18	18	21.5	16.5				
	Solid surface GRD2 armcaps, add \$465. MM 1168				546	457	457	546	419				
 <p>Wood Guest Three Seater, Full Center Arms COM: 5.7 YD 5.21 M Unit weight: 75 LB 34.1 KG Carton weight: 101 LB 45.81 KG Carton volume: 47.5 FT³ 1.34 MT³</p>	GC36303	3220	3402	3556	3733	4024	4292	4560	4793	5084	5358	5728	6252
	Active weight 400 lbs./seat	OVERALL DIMENSIONS			SEAT DIMENSIONS			BACK DIMENSIONS					
		W	D	H	W	D	H	W	H				
	Solid surface GRD1 armcaps, add \$580. IN 68	1727	673	876	21.5	18	18	21.5	16.5				
	Solid surface GRD2 armcaps, add \$620. MM 1727				546	457	457	546	419				
 <p>Wood Guest Bariatric Chair COM: 2.5 YD 2.29 M Unit weight: 41 LB 18.6 KG Carton weight: 55 LB 24.95 KG Carton volume: 22.25 FT³ 0.63 MT³</p>	GC36304	1698	1778	1846	1924	2050	2168	2286	2388	2516	2636	2798	3028
	Active weight 600 lbs.	OVERALL DIMENSIONS			SEAT DIMENSIONS			BACK DIMENSIONS					
		W	D	H	W	D	H	W	H				
	Solid surface GRD1 armcaps, add \$290. IN 32.75	832	673	876	31	18	18	30.5	16.5				
	Solid surface GRD2 armcaps, add \$310. MM 832				787	457	457	775	419				
 <p>Wood Lounge Single Seat COM: 2.5 YD 2.29 M Unit weight: 37 LB 16.8 KG Carton weight: 49 LB 22.23 KG Carton volume: 18.25 FT³ 0.51 MT³</p>	GC36305	1576	1656	1724	1802	1928	2046	2164	2266	2394	2514	2676	2906
	Active weight 400 lbs.	OVERALL DIMENSIONS			SEAT DIMENSIONS			BACK DIMENSIONS					
		W	D	H	W	D	H	W	H				
	Solid surface GRD1 armcaps, add \$305. IN 25.75	654	749	826	24	21	16	23.5	16.5				
	Solid surface GRD2 armcaps, add \$329. MM 654				610	533	406	597	419				

DESCRIPTION	MODEL# / FEATURES		STANDARD TEXTILE GRADES											
			COM	2	3	4	5	6	7	8	9	10	11	12
 Wood Lounge Two Seater COM: 4 YD 3.66 M Unit weight: 60 LB 27.3 KG Carton weight: 77 LB 34.93 KG Carton volume: 32.75 FT³ 0.92 MT³	GC36306		2190	2318	2426	2551	2754	2942	3130	3294	3498	3690	3950	4318
	Active weight 400 lbs./seat	OVERALL DIMENSIONS			SEAT DIMENSIONS			BACK DIMENSIONS						
		W	D	H	W	D	H	W	H					
		Solid surface GRD1 armcaps, add \$305. IN 47.5		29.5	32.5	45	21	16	44.5	16.5				
		Solid surface GRD2 armcaps, add \$329. MM 1207		749	826	1143	533	406	1130	419				
				RTA 00		1 per carton								
 Wood Lounge Three Seater COM: 5.25 YD 4.8 M Unit weight: 86 LB 39.1 KG Carton weight: 109 LB 49.44 KG Carton volume: 50.75 FT³ 1.43 MT³	GC36307		2738	2906	3048	3211	3479	3725	3972	4187	4455	4707	5048	5531
	Active weight 400 lbs./seat	OVERALL DIMENSIONS			SEAT DIMENSIONS			BACK DIMENSIONS						
		W	D	H	W	D	H	W	H					
		Solid surface GRD1 armcaps, add \$305. IN 70.5		29.5	32.5	68	21	16	67.5	16.5				
		Solid surface GRD2 armcaps, add \$329. MM 1791		749	826	1727	533	406	1715	419				
				RTA 00		1 per carton								
 Fully Upholstered Lounge Single Seat COM: 4 YD 3.66 M Unit weight: 46 LB 20.9 KG Carton weight: 58 LB 26.31 KG Carton volume: 18.75 FT³ 0.53 MT³	GC36308		1713	1841	1949	2074	2277	2465	2653	2817	3021	3213	3473	3841
	Active weight 400 lbs.	OVERALL DIMENSIONS			SEAT DIMENSIONS			BACK DIMENSIONS						
		W	D	H	W	D	H	W	H					
		Solid surface GRD1 armcaps, add \$335. IN 27.5		29.5	33.5	24	21	16	23.5	17.5				
		Solid surface GRD2 armcaps, add \$355. MM 699		749	851	610	533	406	597	445				
				RTA 00		1 per carton								
 Fully Upholstered Lounge Two Seater COM: 5.75 YD 5.26 M Unit weight: 72 LB 32.7 KG Carton weight: 89 LB 40.37 KG Carton volume: 33.75 FT³ 0.95 MT³	GC36309		2328	2512	2668	2846	3139	3409	3680	3915	4209	4485	4858	5387
	Active weight 400 lbs./seat	OVERALL DIMENSIONS			SEAT DIMENSIONS			BACK DIMENSIONS						
		W	D	H	W	D	H	W	H					
		Solid surface GRD1 armcaps, add \$335. IN 49.5		29.5	33.5	44.5	18	16	45.5	17.5				
		Solid surface GRD2 armcaps, add \$355. MM 1257		749	851	1130	457	406	1156	445				
				RTA 00		1 per carton								
 Fully Upholstered Lounge Three Seater COM: 7 YD 6.4 M Unit weight: 99 LB 45 KG Carton weight: 123 LB 55.79 KG Carton volume: 52 FT³ 1.47 MT³	GC36310		2875	3099	3288	3506	3862	4191	4520	4807	5164	5500	5955	6599
	Active weight 400 lbs./seat	OVERALL DIMENSIONS			SEAT DIMENSIONS			BACK DIMENSIONS						
		W	D	H	W	D	H	W	H					
		Solid surface GRD1 armcaps, add \$335. IN 71.5		29.5	33.5	66.5	18	16	67.5	17.5				
		Solid surface GRD2 armcaps, add \$355. MM 1816		749	851	1689	457	406	1715	445				
				RTA 00		1 per carton								

DESCRIPTION	MODEL# / FEATURES		STANDARD TEXTILE GRADES											
		COM	2	3	4	5	6	7	8	9	10	11	12	
	GC36311	1339	1371	1398	1429	1480	1527	1574	1615	1666	1714	1779	1871	
		OVERALL DIMENSIONS			SEAT DIMENSIONS			BACK DIMENSIONS						
		W	D	H	W	D	H	W	H					
	Active weight 400 lbs.	IN 24 MM 610	28 711	18 457	24 610	26.75 679	18 457	- -	- -					
	Moisture barrier (MB), add \$81. Sealed seat seams (SS), add \$22. RTA 00 1 per carton													
		COM	2	3	4	5	6	7	8	9	10	11	12	
	GC36312	1953	2017	2071	2133	2235	2329	2423	2505	2607	2703	2833	3017	
		OVERALL DIMENSIONS			SEAT DIMENSIONS			BACK DIMENSIONS						
		W	D	H	W	D	H	W	H					
	Active weight 400 lbs./seat	IN 48 MM 1219	28 711	18 457	48 1219	26.75 679	18 457	- -	- -					
	Moisture barrier (MB), add \$161. Sealed seat seams (SS), add \$44. RTA 00 1 per carton													
		COM	2	3	4	5	6	7	8	9	10	11	12	
	GC36313	2275	2371	2452	2545	2698	2839	2980	3103	3256	3400	3595	3871	
		OVERALL DIMENSIONS			SEAT DIMENSIONS			BACK DIMENSIONS						
		W	D	H	W	D	H	W	H					
	Active weight 400 lbs./seat	IN 72 MM 1829	28 711	18 457	72 1829	26.75 679	18 457	- -	- -					
	Moisture barrier (MB), add \$243. Sealed seat seams (SS), add \$65. RTA 00 1 per carton													

TABLES	MODEL #	DIMENSIONS ^{IN} ^{MM}	WEIGHT ^{LB} ^{KG}	VOLUME ^{FT³} ^{MT³}	LIST PRICE
 Corner Table, 90 degree	W x D x H				
	GC36318	31.25 x 31.25 x 15.75 794 x 794 x 400	34 15.5	14.5 0.41	\$711
	<ul style="list-style-type: none"> For a thermally fused laminate top (LP), specify model GC36318-LP. For a high pressure laminate top (HP), specify model GC36318-HP. Add \$72. For a solid surface top (CO), specify model GC36318-CO. Add \$1970 for Grade 1. Add \$2250 for Grade 2. <p>Coordinating edge and solid wood frame. Must be connected to a guest chair. Includes one set of U-channel connectors and hardware. 1 per carton. Power and data can be added on the surface of the table (LBT) or (RBT). Add \$232. See power location diagram for placement on page 76.</p>				
 Tandem Side Table, Left	GC36319L	22.25 x 26.5 x 15.75 565 x 673 x 400	15 6.8	6.75 0.19	\$474
	<ul style="list-style-type: none"> For a thermally fused laminate top (LP), specify model GC36319L-LP. For a high pressure laminate top (HP), specify model GC36319L-HP. Add \$42. For a solid surface top (CO), specify model GC36319L-CO. Add \$869 for Grade 1. Add \$1159 for Grade 2. <p>Coordinating edge and solid wood frame. Must be connected to a guest chair. Includes one set of U-channel connectors and hardware. 1 per carton. Power and data can be added on the surface of the table (CNT). Add \$232.</p>				
 Tandem Side Table, Right	GC36319R	22.25 x 26.5 x 15.75 565 x 673 x 400	15 6.8	6.75 0.19	\$474
	<ul style="list-style-type: none"> For a thermally fused laminate top (LP), specify model GC36319R-LP. For a high pressure laminate top (HP), specify model GC36319R-HP. Add \$42. For a solid surface top (CO), specify model GC36319R-CO. Add \$869 for Grade 1. Add \$1159 for Grade 2. <p>Coordinating edge and solid wood frame. Must be connected to a guest chair. Includes one set of U-channel connectors and hardware. 1 per carton. Power and data can be added on the surface of the table (CNT). Add \$232.</p>				
 Corner Table, 30 Degree	GC36320	15.75 x 22.5 x 3 400 x 572 x 76	16 7.25	1.5 0.04	\$357
	<ul style="list-style-type: none"> For a thermally fused laminate top (LP), specify model GC36320-LP. For a high pressure laminate top (HP), specify model GC36320-HP. Add \$42. For a solid surface top (CO), specify model GC36320-CO. Add \$690 for Grade 1. Add \$840 for Grade 2. <p>Coordinating edge and solid wood frame. Must be connected between two guest chairs. Includes two sets of U-channel connectors and hardware. 1 per carton. Power and data can be added on the surface of the table (CNT). Add \$232.</p>				
 In-Line Table, Square	GC36321	23.5 x 21 x 3 597 x 533 x 76	16 7.3	1.9 0.05	\$386
	<ul style="list-style-type: none"> For a thermally fused laminate top (LP), specify model GC36321-LP. For a high pressure laminate top (HP), specify model GC36321-HP. Add \$42. For a solid surface top (CO), specify model GC36321-CO. Add \$822 for Grade 1. Add \$1032 for Grade 2. <p>Coordinating edge and solid wood frame. Must be connected between two guest chairs. Includes two sets of U-channel connectors and hardware. 1 per carton. Power and data can be added on the surface of the table (CNT). Add \$232.</p>				
 U-Channel (set of 2)	GC36322	1.5 x 2.87 x 1.62 38 x 73 x 41	0.5 0.2	0.1 -	\$42
	Includes hardware. 4 sets per carton.				

DRIFT SEATING



model 8034



model 8037



model 8030



model 8052



model 8022



model 8026

Drift Tables



For Drift tables, please see page 251.

EXAMPLE DRIFT SEATING ORDER CODE:

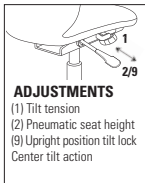
8030P	-S2	-WA50	-SE	-WA50	-R11
Model number	Sealed Seams (back)	Back/arm textile	Sealed seams (seat)	Seat textile	Patch color
-AAM	-NM	-NB			
Base finish	Glide type	Moisture barrier			

Release vinyl for arm and head patches

(R11) White	(R21) Red Barn	(R31) Green
(R12) Chalk	(R22) Brave Red	(R32) Blue
(R13) Stone	(R23) Gypsy Red	(R33) Black
(R14) Taupe	(R24) Cajun	(R34) Cool Grey
(R15) Orange	(R25) Vineyard	(R35) Thunder Grey
(R16) Country	(R26) Olive	(R36) Navy
(R17) Tuscan	(R27) Bonsai	(R37) Dark Chocolate
(R18) Cottage	(R28) Summer's Dream	(R38) Espresso
(R19) Yellow	(R29) Calico	

MECHANISM OPTIONS:

Tilter mechanism (-4)



Ergonomic features:

B, C, S, U

STANDARD FEATURES

- The soft seat, contoured back and arms provide the perfect balance of style and comfort.
- Wood fixed bases are made from beechwood and available in all standard wood finishes.
- Wood fixed and swivel base models are standard with White non-marking polycarbonate glides (see right column for additional glide options).
- Sled bases are standard in paint or plated finishes (see right column for upcharges).
- Sled base models are standard with clear polycarbonate glides (see right column for additional glide options).
- For increased durability on side and lounge chairs, select P and PH suffix models which are available with arm and head patches made from Global's Release vinyl. Please specify color.
- For ease of cleaning on side and lounge chairs, models with F suffix have flip-forward seats (material under seat matches chosen seat textile).
- Sealed seams are available on chair backs and/or seats (with upcharge). For sealed seams on Ottoman, choose model 8026S which is available in sealed seam approved textiles only.
- Moisture barrier can be added to seat cushions only (with upcharge) but cannot be combined with sealed seams.
- Assembled using tamperproof screws and comes shipped fully assembled.
- Upholstery options: fabric, vinyl or leather. Vinyl and leather models may feature stitch detail across the seat and/or back cushions, if applicable.
- Active weight capacity for this series is 300 lbs

SIDE CHAIRS

- Available with six base options: sled, wood fixed, wood four star swivel, Chrome four star swivel, high four star swivel and five star base on casters.
- High four star swivel base is polished aluminum with White non-marking glides (see right column for additional glide options).
- Chairs on casters with five star 360° base swivel, are height adjustable with a 4" seat height range and include a tilting mechanism with upright tilt lock. Carpet and hard floor casters are available (see right column for caster options).

LOUNGE CHAIRS

- Available with four base options: sled, wood fixed, wood four star swivel and Chrome four star swivel.
- Chrome four star swivel models are available with 360° self-centering or swivel option. Base only available in polished Chrome.
- Available in two seat heights: 17" with a classic lounge angle or 18" with a reduced back angle for ease of sitting and standing.

STOOLS

- Counter or bar height stools are available with three base options: sled, wood fixed and metal four star swivel.




OTTOMAN

- Features a weighted bottom to always maintain an upright position and White non-marking glides.

Please add option codes in the following order:

- Model number**
specify model number
- Back seams and textile**
(NS) no sealed back seams
(S2) sealed back seams. See model for upcharge. Specify textile code.
- Seat seams and textile**
(NS) no sealed seat seams
(SE) sealed seat seams. See model for upcharge. Specify textile code.
- Arm and head patch textile**
(for P and PH suffix models) See bottom left for Release vinyl arm and head patches color chart.
- Base height** (lounge seating only)
(S17) 17" seat height
(S18) 18" seat height
- Wood base finish** (wood base models only)




(AAM) Absolute	(NLW) Natural Walnut
(BKM) Black	(ASM) Night
(ACM) Cherry	(NBM) Noce Biondo
(EOM) English Oak	(NGM) Noce Grigio
(ECM) Espresso Cafe	(NEM) Noce Leggero
(TFM) Fruitwood	(NMM) Noce Medio
(HGM) Gray	(SKM) Shaker Cherry
(AHM) Honey	(TWM) Walnut
(TMM) Mahogany	(WTM) WC Cream
(AVM) Maple	(VHM) White
(MWM) Medium Walnut	(WCM) Winter Cherry
- Frame finish** (sled base models only)
For leg frame finish options, please see page 360. Upcharges apply for the following plated finish:
(CHM) Chrome. Add \$41 for side/lounge.
Add \$79 for counter. Add \$79 for bar.
- Base finish** (five star base side chair only)
(A7) polished aluminum
- Cylinder selection**
(Chrome swivel lounge models only)
(DSC) swivel cylinder
(DAC) self-centering
- Glide type** (wood base seating only)
(NM) White non-marking nylon for most surfaces (standard)
(SG) steel cushioned glides for carpeted surfaces. Add \$17.
(RG) non-slip rubber glides for most hard floor surfaces. Add \$22.
(FG) felt glides for most hard floor surfaces. Add \$22.
- Glide type** (wire sled base seating)
(CG) clear polycarbonate glides for most surfaces (standard)
(XG) no glides
(SG) steel cushioned glides for carpeted surfaces. Add \$19.
(RG) rubber glides for most hard floor surfaces. Add \$19.
(FG) felt glides for most hard floor surfaces. Add \$19.
- Glide type** (high four star base chairs)
(NM) White polyethylene non-marking for most surfaces (standard)
(FG) felt glides for most hard floor surfaces. Add \$22.
- Caster type** (five star base chairs)
(DC) 2" casters for carpeted surfaces.
(RC) 2" casters for most hard floor surfaces. Add \$17.
- Moisture barrier** (not available with sealed seams)
(NB) no moisture barrier.
(MB) moisture barrier (seat only). Add \$81.


DESCRIPTION	FEATURES	MODEL #	STANDARD TEXTILE GRADES																									
			1	2	3	4	5	6	7	8	9	10	11	12														
	Ottoman COM: 2 YD 1.83 M Unit weight: 25 LB 11.4 KG Carton weight: 31 LB 14.06 KG Carton volume: 8.5 FT³ 0.24 MT³		8026	803	867	922	983	1086	1179	1274	1355	1458	1554	1683	1867													
			8026S	905	969	1024	1085	1188	1281	1376	1457	1560	1656	1785	1969													
			sealed seams																									
			OVERALL DIMENSIONS			SEAT DIMENSIONS			BACK DIMENSIONS																			
			W	D	H	W	D	H	W	H																		
	Side Chair w/Sled Base COM: 2 YD 1.83 M Unit weight: 22 LB 10 KG Carton weight: 31 LB 14.06 KG Carton volume: 13.25 FT³ 0.37 MT³	<div>sealed seam upcharges</div> <table><tr><td></td><td>(\$2)</td><td>(\$E)</td></tr><tr><td>8023</td><td>Add \$33</td><td>Add \$25</td></tr><tr><td>8023F</td><td>Add \$33</td><td>Add \$40</td></tr><tr><td>8023P</td><td>Add \$49</td><td>Add \$25</td></tr><tr><td>8023PF</td><td>Add \$49</td><td>Add \$40</td></tr></table>		(\$2)	(\$E)	8023	Add \$33	Add \$25	8023F	Add \$33	Add \$40	8023P	Add \$49	Add \$25	8023PF	Add \$49	Add \$40	IN 18.5	18.5	18	-	-	-	-	-	-	-	-
				(\$2)	(\$E)																							
			8023	Add \$33	Add \$25																							
			8023F	Add \$33	Add \$40																							
			8023P	Add \$49	Add \$25																							
8023PF	Add \$49	Add \$40																										
MM 470	470	457	-	-	-	-	-	-	-	-	-																	
		RTA 00		1 per carton																								


	1	2	3	4	5	6	7	8	9	10	11	12
8023	1389	1453	1507	1570	1671	1765	1859	1941	2043	2139	2269	2453
8023F	1489	1561	1622	1692	1806	1912	2018	2110	2225	2333	2479	2686
flip-forward seat												
8023P	1409	1473	1527	1590	1691	1785	1879	1961	2063	2159	2289	2473
with arm patches												
8023PF	1509	1581	1642	1712	1826	1932	2038	2130	2245	2353	2499	2706
with arm patches + flip-forward seat												
OVERALL DIMENSIONS			SEAT DIMENSIONS			BACK DIMENSIONS						
W D H			W D H			W H						
IN 24.5	23	31	18	17.5	18	15	13					
MM 622	584	787	457	445	457	381	330					
		RTA 00	1 per carton									


	1	2	3	4	5	6	7	8	9	10	11	12
8030	1469	1533	1587	1650	1751	1845	1939	2021	2123	2219	2349	2533
8030F	1569	1641	1702	1772	1886	1992	2098	2190	2305	2413	2559	2766
flip-forward seat												
8030P	1489	1553	1607	1670	1771	1865	1959	2041	2143	2239	2369	2553
with arm patches												
8030PF	1589	1661	1722	1792	1906	2012	2118	2210	2325	2433	2579	2786
with arm patches + flip-forward seat												
OVERALL DIMENSIONS			SEAT DIMENSIONS			BACK DIMENSIONS						
W D H			W D H			W H						
IN 24.5	23	31	18	17.5	18	15	13					
MM 622	584	787	457	445	457	381	330					
		RTA 00	1 per carton									


	1	2	3	4	5	6	7	8	9	10	11	12
8031	1706	1770	1824	1887	1988	2082	2176	2258	2360	2456	2586	2770
8031F	1806	1878	1939	2009	2123	2229	2335	2427	2542	2650	2796	3003
flip-forward seat												
8031P	1726	1790	1844	1907	2008	2102	2196	2278	2380	2476	2606	2790
with arm patches												
8031PF	1826	1898	1959	2029	2143	2249	2355	2447	2562	2670	2816	3023
with arm patches + flip-forward seat												
OVERALL DIMENSIONS			SEAT DIMENSIONS			BACK DIMENSIONS						
W D H			W D H			W H						
IN 24.5	23	31	18	17.5	18	15	13					
MM 622	584	787	457	445	457	381	330					
		RTA 00	1 per carton									

DESCRIPTION		FEATURES		MODEL #	STANDARD TEXTILE GRADES												
					1	2	3	4	5	6	7	8	9	10	11	12	
	Side Chair w/Chrome Swivel Base COM: 2 YD 1.83 M Unit weight: 24 LB 10.9 KG Carton weight: 31 LB 14.06 KG Carton volume: 15.75 FT³ 0.44 MT³	sealed seam upcharges	(S2)	(SE)	8032	1748	1812	1866	1929	2030	2124	2218	2300	2402	2498	2628	2812
					8032F	1848	1920	1981	2051	2165	2271	2377	2469	2584	2692	2838	3045
					flip-forward seat												
					8032P	1768	1832	1886	1949	2050	2144	2238	2320	2422	2518	2648	2832
					with arm patches												
					8032PF	1868	1940	2001	2071	2185	2291	2397	2489	2604	2712	2858	3065
				with arm patches + flip-forward seat													
					OVERALL DIMENSIONS			SEAT DIMENSIONS			BACK DIMENSIONS						
					W	D	H	W	D	H	W	H					
				IN	24.5	23	31	18	17.5	18	15	13					
				MM	622	584	787	457	445	457	381	330					
				RTA 00	1 per carton												
	Side Chair w/High Four Star Swivel Base COM: 2 YD 1.83 M Unit weight: 26.5 LB 12 KG Carton weight: 35.5 LB 16.1 KG Carton volume: 13.25 FT³ 0.37 MT³	sealed seam upcharges	(S2)	(SE)	8021	1558	1622	1676	1739	1840	1934	2028	2110	2212	2308	2438	2622
					8021P	1578	1642	1696	1759	1860	1954	2048	2130	2232	2328	2458	2642
					with arm patches												
					Fixed seat cushion only.												
					OVERALL DIMENSIONS			SEAT DIMENSIONS			BACK DIMENSIONS						
					W	D	H	W	D	H	W	H					
				IN	24.5	23	32	18	17.5	18.5	15	13					
				MM	622	584	813	457	445	470	381	330					
				RTA 00	1 per carton												
	Side Chair w/Five Star Swivel Tilt Base on Casters COM: 2 YD 1.83 M Unit weight: 28.5 LB 13 KG Carton weight: 37.5 LB 17.01 KG Carton volume: 15.75 FT³ 0.44 MT³	sealed seam upcharges	(S2)	(SE)	8022	1701	1765	1819	1882	1983	2077	2171	2253	2355	2451	2581	2765
					8022P	1721	1785	1839	1902	2003	2097	2191	2273	2375	2471	2601	2785
					with arm patches												
					Tilting mechanism with tilt lock. Fixed seat cushion only.												
					OVERALL DIMENSIONS			SEAT DIMENSIONS			BACK DIMENSIONS						
					W	D	H	W	D	H	W	H					
				IN	24.5	23	32.5	18	17.5	15	15	13					
				MM	622	584	826	457	445	381	381	330					
				RTA 00	1 per carton												
	Low Back Lounge Chair w/Sled Base COM: 3.25 YD 2.97 M Unit weight: 42 LB 19.1 KG Carton weight: 52 LB 23.59 KG Carton volume: 19.25 FT³ 0.54 MT³	sealed seam upcharges	(S2)	(SE)	8024	1829	1933	2021	2122	2287	2440	2593	2726	2892	3048	3259	3558
					8024F	1954	2082	2190	2315	2518	2706	2894	3058	3262	3454	3714	4082
					flip-forward seat												
					8024P	1849	1953	2041	2142	2307	2460	2613	2746	2912	3068	3279	3578
					with arm patches												
					8024PF	1974	2102	2210	2335	2538	2726	2914	3078	3282	3474	3734	4102
				with arm patches + flip-forward seat													
					OVERALL DIMENSIONS			SEAT DIMENSIONS			BACK DIMENSIONS						
					W	D	H	W	D	H	W	H					
				IN	29	30	33	21.5	20	17	21	16					
				MM	737	762	838	546	508	432	533	406					
				RTA 00	1 per carton												

DESCRIPTION	FEATURES	MODEL #	STANDARD TEXTILE GRADES																										
	<div>sealed seam upcharges</div> <table><tr><th></th><th>(S2)</th><th>(SE)</th></tr><tr><td>8025</td><td>Add \$68</td><td>Add \$29</td></tr><tr><td>8025F</td><td>Add \$68</td><td>Add \$44</td></tr><tr><td>8025P</td><td>Add \$84</td><td>Add \$29</td></tr><tr><td>8025PF</td><td>Add \$84</td><td>Add \$44</td></tr></table>		(S2)	(SE)	8025	Add \$68	Add \$29	8025F	Add \$68	Add \$44	8025P	Add \$84	Add \$29	8025PF	Add \$84	Add \$44		1	2	3	4	5	6	7	8	9	10	11	12
			(S2)	(SE)																									
		8025	Add \$68	Add \$29																									
		8025F	Add \$68	Add \$44																									
		8025P	Add \$84	Add \$29																									
8025PF	Add \$84	Add \$44																											
	8025	2329	2433	2521	2622	2787	2940	3093	3226	3392	3548	3759	4058																
	8025F	2454	2582	2690	2815	3018	3206	3394	3558	3762	3954	4214	4582																
	flip-forward seat																												
	8025P	2349	2453	2541	2642	2807	2960	3113	3246	3412	3568	3779	4078																
	with arm patches																												
	8025PF	2474	2602	2710	2835	3038	3226	3414	3578	3782	3974	4234	4602																
	with arm patches + flip-forward seat																												
		OVERALL DIMENSIONS			SEAT DIMENSIONS			BACK DIMENSIONS																					
		W	D	H	W	D	H	W	H																				
		IN 29	30	33	21.5	20	17	21	16																				
		MM 737	762	838	546	508	432	533	406																				
		RTA 00		1 per carton																									

	<div>sealed seam upcharges</div> <table><tr><th></th><th>(S2)</th><th>(SE)</th></tr><tr><td>8033</td><td>Add \$68</td><td>Add \$29</td></tr><tr><td>8033F</td><td>Add \$68</td><td>Add \$44</td></tr><tr><td>8033P</td><td>Add \$84</td><td>Add \$29</td></tr><tr><td>8033PF</td><td>Add \$84</td><td>Add \$44</td></tr></table>		(S2)	(SE)	8033	Add \$68	Add \$29	8033F	Add \$68	Add \$44	8033P	Add \$84	Add \$29	8033PF	Add \$84	Add \$44		1	2	3	4	5	6	7	8	9	10	11	12
			(S2)	(SE)																									
		8033	Add \$68	Add \$29																									
		8033F	Add \$68	Add \$44																									
		8033P	Add \$84	Add \$29																									
8033PF	Add \$84	Add \$44																											
	8033	2329	2433	2521	2622	2787	2940	3093	3226	3392	3548	3759	4058																
	8033F	2454	2582	2690	2815	3018	3206	3394	3558	3762	3954	4214	4582																
	flip-forward seat																												
	8033P	2349	2453	2541	2642	2807	2960	3113	3246	3412	3568	3779	4078																
	with arm patches																												
	8033PF	2474	2602	2710	2835	3038	3226	3414	3578	3782	3974	4234	4602																
	with arm patches + flip-forward seat																												
		OVERALL DIMENSIONS			SEAT DIMENSIONS			BACK DIMENSIONS																					
		W	D	H	W	D	H	W	H																				
		IN 29	30	33	21.5	20	17	21	16																				
		MM 737	762	838	546	508	432	533	406																				
		RTA 00		1 per carton																									

	<div>sealed seam upcharges</div> <table><tr><th></th><th>(S2)</th><th>(SE)</th></tr><tr><td>8034</td><td>Add \$68</td><td>Add \$29</td></tr><tr><td>8034F</td><td>Add \$68</td><td>Add \$44</td></tr><tr><td>8034P</td><td>Add \$84</td><td>Add \$29</td></tr><tr><td>8034PF</td><td>Add \$84</td><td>Add \$44</td></tr></table>		(S2)	(SE)	8034	Add \$68	Add \$29	8034F	Add \$68	Add \$44	8034P	Add \$84	Add \$29	8034PF	Add \$84	Add \$44		1	2	3	4	5	6	7	8	9	10	11	12
			(S2)	(SE)																									
		8034	Add \$68	Add \$29																									
		8034F	Add \$68	Add \$44																									
		8034P	Add \$84	Add \$29																									
8034PF	Add \$84	Add \$44																											
	8034	2344	2448	2536	2637	2802	2955	3108	3241	3407	3563	3774	4073																
	8034F	2469	2597	2705	2830	3033	3221	3409	3573	3777	3969	4229	4597																
	flip-forward seat																												
	8034P	2364	2468	2556	2657	2822	2975	3128	3261	3427	3583	3794	4093																
	with arm patches																												
	8034PF	2489	2617	2725	2850	3053	3241	3429	3593	3797	3989	4249	4617																
	with arm patches + flip-forward seat																												
		OVERALL DIMENSIONS			SEAT DIMENSIONS			BACK DIMENSIONS																					
		W	D	H	W	D	H	W	H																				
		IN 29	30	33	21.5	20	17	21	16																				
		MM 737	762	838	546	508	432	533	406																				
		RTA 00		1 per carton																									


	<div>sealed seam upcharges</div> <table><tr><th></th><th>(S2)</th><th>(SE)</th></tr><tr><td>8016</td><td>Add \$74</td><td>Add \$29</td></tr><tr><td>8016F</td><td>Add \$74</td><td>Add \$44</td></tr><tr><td>8016P</td><td>Add \$90</td><td>Add \$29</td></tr><tr><td>8016PF</td><td>Add \$90</td><td>Add \$44</td></tr></table>		(S2)	(SE)	8016	Add \$74	Add \$29	8016F	Add \$74	Add \$44	8016P	Add \$90	Add \$29	8016PF	Add \$90	Add \$44		1	2	3	4	5	6	7	8	9	10	11	12
			(S2)	(SE)																									
		8016	Add \$74	Add \$29																									
		8016F	Add \$74	Add \$44																									
		8016P	Add \$90	Add \$29																									
8016PF	Add \$90	Add \$44																											
	8016	1923	2035	2130	2238	2417	2581	2746	2889	3068	3236	3463	3785																
	8016F	2073	2209	2324	2456	2672	2872	3072	3246	3463	3667	3943	4334																
	flip-forward seat																												
	8016P	1943	2055	2150	2258	2437	2601	2766	2909	3088	3256	3483	3805																
	with arm patches																												
	8016PF	2093	2229	2344	2476	2692	2892	3092	3266	3483	3687	3963	4354																
	with arm patches + flip-forward seat																												
		OVERALL DIMENSIONS			SEAT DIMENSIONS			BACK DIMENSIONS																					
		W	D	H	W	D	H	W	H																				
		IN 29	31.5	38.5	21.5	20	17	21	21.5																				
		MM 737	800	978	546	508	432	533	546																				
		RTA 00		1 per carton																									


DESCRIPTION


FEATURES


MODEL #

STANDARD TEXTILE GRADES

			1	2	3	4	5	6	7	8	9	10	11	12
	8027	2423	2535	2630	2738	2917	3081	3246	3389	3568	3736	3963	4285	
	8027F	2573	2709	2824	2956	3172	3372	3572	3746	3963	4167	4443	4834	
	flip-forward seat													
	8027P	2443	2555	2650	2758	2937	3101	3266	3409	3588	3756	3983	4305	
	with arm patches													
	8027PF	2593	2729	2844	2976	3192	3392	3592	3766	3983	4187	4463	4854	
with arm patches + flip-forward seat														
OVERALL DIMENSIONS			SEAT DIMENSIONS			BACK DIMENSIONS								
W D H			W D H			W H								
IN 29	31.5	38.5	21.5			20	17	21		21.5				
MM 737	800	978	546			508	432	533		546				
RTA 00			1 per carton											

			1	2	3	4	5	6	7	8	9	10	11	12
	8035	2423	2535	2630	2738	2917	3081	3246	3389	3568	3736	3963	4285	
	8035F	2573	2709	2824	2956	3172	3372	3572	3746	3963	4167	4443	4834	
	flip-forward seat													
	8035P	2443	2555	2650	2758	2937	3101	3266	3409	3588	3756	3983	4305	
	with arm patches													
	8035PF	2593	2729	2844	2976	3192	3392	3592	3766	3983	4187	4463	4854	
with arm patches + flip-forward seat														
OVERALL DIMENSIONS			SEAT DIMENSIONS			BACK DIMENSIONS								
W D H			W D H			W H								
IN 29	31.5	38.5	21.5			20	17	21		21.5				
MM 737	800	978	546			508	432	533		546				
RTA 00			1 per carton											







			1	2	3	4	5	6	7	8	9	10	11	12
	8036	2439	2551	2646	2754	2933	3097	3262	3405	3584	3752	3979	4301	
	8036F	2589	2725	2840	2972	3188	3388	3588	3762	3979	4183	4459	4850	
	flip-forward seat													
	8036P	2459	2571	2666	2774	2953	3117	3282	3425	3604	3772	3999	4321	
	with arm patches													
	8036PF	2609	2745	2860	2992	3208	3408	3608	3782	3999	4203	4479	4870	
with arm patches + flip-forward seat														
OVERALL DIMENSIONS			SEAT DIMENSIONS			BACK DIMENSIONS								
W D H			W D H			W H								
IN 29	31.5	38.5	21.5			20	17	21		21.5				
MM 737	800	978	546			508	432	533		546				
RTA 00			1 per carton											

			1	2	3	4	5	6	7	8	9	10	11	12
	8028	2150	2270	2371	2488	2679	2855	3031	3185	3376	3556	3800	4145	
	8028F	2325	2469	2591	2731	2959	3171	3383	3567	3797	4013	4305	4719	
	flip-forward seat													
	8028P	2170	2290	2391	2508	2699	2875	3051	3205	3396	3576	3820	4165	
	with arm patches													
	8028PF	2345	2489	2611	2751	2979	3191	3403	3587	3817	4033	4325	4739	
with arm patches + flip-forward seat														
8028PH	2200	2320	2421	2538	2729	2905	3081	3235	3426	3606	3850	4195		
with arm + head patches														
8028PHF	2375	2519	2641	2781	3009	3221	3433	3617	3847	4063	4355	4769		
with arm + head patches + flip-forward seat														
OVERALL DIMENSIONS			SEAT DIMENSIONS			BACK DIMENSIONS								
W D H			W D H			W H								
IN 29	31.5	44.5	21.5			20	17	21		27.5				
MM 737	800	1130	546			508	432	533		699				
RTA 00			1 per carton											

DESCRIPTION	FEATURES	MODEL #	STANDARD TEXTILE GRADES																																
  High Back Lounge Chair w/Four-Legged Wood Base COM: 3.75 YD 3.43 M Unit weight: 46.5 LB 21.1 KG Carton weight: 56.5 LB 25.63 KG Carton volume: 28.25 FT³ 0.79 MT³	<div>sealed seam upcharges</div> <table><tr><th></th><th>(S2)</th><th>(SE)</th></tr><tr><td>8029</td><td>Add \$76</td><td>Add \$29</td></tr><tr><td>8029F</td><td>Add \$76</td><td>Add \$44</td></tr><tr><td>8029P</td><td>Add \$93</td><td>Add \$29</td></tr><tr><td>8029PF</td><td>Add \$93</td><td>Add \$44</td></tr><tr><td>8029PH</td><td>Add \$112</td><td>Add \$29</td></tr><tr><td>8029PHF</td><td>Add \$112</td><td>Add \$44</td></tr></table>		(S2)	(SE)	8029	Add \$76	Add \$29	8029F	Add \$76	Add \$44	8029P	Add \$93	Add \$29	8029PF	Add \$93	Add \$44	8029PH	Add \$112	Add \$29	8029PHF	Add \$112	Add \$44		1	2	3	4	5	6	7	8	9	10	11	12
			(S2)	(SE)																															
		8029	Add \$76	Add \$29																															
		8029F	Add \$76	Add \$44																															
		8029P	Add \$93	Add \$29																															
		8029PF	Add \$93	Add \$44																															
		8029PH	Add \$112	Add \$29																															
		8029PHF	Add \$112	Add \$44																															
		8029	2650	2770	2871	2988	3179	3355	3531	3685	3876	4056	4300	4645																					
		8029F	2825	2969	3091	3231	3459	3671	3883	4067	4297	4513	4805	5219																					
flip-forward seat																																			
8029P	2670	2790	2891	3008	3199	3375	3551	3705	3896	4076	4320	4665																							
with arm patches																																			
8029PF	2845	2989	3111	3251	3479	3691	3903	4087	4317	4533	4825	5239																							
with arm patches + flip-forward seat																																			
8029PH	2700	2820	2921	3038	3229	3405	3581	3735	3926	4106	4350	4695																							
with arm + head patches																																			
8029PHF	2875	3019	3141	3281	3509	3721	3933	4117	4347	4563	4855	5269																							
with arm + head patches + flip-forward seat																																			
			OVERALL DIMENSIONS			SEAT DIMENSIONS			BACK DIMENSIONS																										
			W	D	H	W	D	H	W	H																									
IN	29	31.5	44.5	21.5	20	17	21	27.5																											
MM	737	800	1130	546	508	432	533	699																											
RTA 00			1 per carton																																

	1	2	3	4	5	6	7	8	9	10	11	12		
8037	2650	2770	2871	2988	3179	3355	3531	3685	3876	4056	4300	4645		
8037F	2825	2969	3091	3231	3459	3671	3883	4067	4297	4513	4805	5219		
flip-forward seat														
8037P	2670	2790	2891	3008	3199	3375	3551	3705	3896	4076	4320	4665		
with arm patches														
8037PF	2845	2989	3111	3251	3479	3691	3903	4087	4317	4533	4825	5239		
with arm patches + flip-forward seat														
8037PH	2700	2820	2921	3038	3229	3405	3581	3735	3926	4106	4350	4695		
with arm + head patches														
8037PHF	2875	3019	3141	3281	3509	3721	3933	4117	4347	4563	4855	5269		
with arm + head patches + flip-forward seat														
			OVERALL DIMENSIONS			SEAT DIMENSIONS			BACK DIMENSIONS					
			W	D	H	W	D	H	W	H				
IN	29	31.5	44.5	21.5	20	17	21	27.5						
MM	737	800	1130	546	508	432	533	699						
RTA 00			1 per carton											

	1	2	3	4	5	6	7	8	9	10	11	12		
8038	2666	2786	2887	3004	3195	3371	3547	3701	3892	4072	4316	4661		
8038F	2841	2985	3107	3247	3475	3687	3899	4083	4313	4529	4821	5235		
flip-forward seat														
8038P	2686	2806	2907	3024	3215	3391	3567	3721	3912	4092	4336	4681		
with arm patches														
8038PF	2861	3005	3127	3267	3495	3707	3919	4103	4333	4549	4841	5255		
with arm patches + flip-forward seat														
8038PH	2716	2836	2937	3054	3245	3421	3597	3751	3942	4122	4366	4711		
with arm + head patches														
8038PHF	2891	3035	3157	3297	3525	3737	3949	4133	4363	4579	4871	5285		
with arm + head patches + flip-forward seat														
			OVERALL DIMENSIONS			SEAT DIMENSIONS			BACK DIMENSIONS					
			W	D	H	W	D	H	W	H				
IN	29	31.5	44.5	21.5	20	17	21	27.5						
MM	737	800	1130	546	508	432	533	699						
RTA 00			1 per carton											

DESCRIPTION		FEATURES		MODEL #	STANDARD TEXTILE GRADES														
	Counter Stool w/Sled Base COM: 1.5 YD 1.37 M Unit weight: 23.5 LB 10.7 KG Carton weight: 30 LB 13.61 KG Carton volume: 9 FT³ 0.25 MT³	<div>sealed seam upcharges</div> <table><tr><td>(S2)</td><td>(SE)</td></tr><tr><td>8051</td><td>Add \$26Add \$17</td></tr></table>	(S2)	(SE)	8051	Add \$26Add \$17	<div>RTA 00</div> <div>1 per carton</div>												
			(S2)	(SE)															
			8051	Add \$26Add \$17															
			OVERALL DIMENSIONS			SEAT DIMENSIONS			BACK DIMENSIONS										
W	D	H	W	D	H	W	H												
IN 19.25 MM 489	19 483	34.5 876	15.5 394	15.75 400	24.5 622	12.5 318	10 254												
	Counter Stool w/Four-Legged Wood Base COM: 1.5 YD 1.37 M Unit weight: 22 LB 10 KG Carton weight: 28 LB 12.7 KG Carton volume: 9 FT³ 0.25 MT³	<div>sealed seam upcharges</div> <table><tr><td>(S2)</td><td>(SE)</td></tr><tr><td>8052</td><td>Add \$26Add \$17</td></tr></table>	(S2)	(SE)	8052	Add \$26Add \$17	<div>RTA 00</div> <div>1 per carton</div>												
			(S2)	(SE)															
			8052	Add \$26Add \$17															
			OVERALL DIMENSIONS			SEAT DIMENSIONS			BACK DIMENSIONS										
W	D	H	W	D	H	W	H												
IN 19.25 MM 489	19 483	34.5 876	15.5 394	15.75 400	24.5 622	12.5 318	10 254												
	Counter Stool w/Chrome Swivel Base COM: 1.5 YD 1.37 M Unit weight: 36.5 LB 16.6 KG Carton weight: 43 LB 19.5 KG Carton volume: 11.5 FT³ 0.32 MT³	<div>sealed seam upcharges</div> <table><tr><td>(S2)</td><td>(SE)</td></tr><tr><td>8053</td><td>Add \$26Add \$17</td></tr></table>	(S2)	(SE)	8053	Add \$26Add \$17	<div>RTA 00</div> <div>1 per carton</div>												
			(S2)	(SE)															
			8053	Add \$26Add \$17															
			OVERALL DIMENSIONS			SEAT DIMENSIONS			BACK DIMENSIONS										
W	D	H	W	D	H	W	H												
IN 19.25 MM 489	20 508	34.5 876	15.5 394	15.75 400	24.5 622	12.5 318	10 254												
	Bar Stool w/Sled Base COM: 1.5 YD 1.37 M Unit weight: 25 LB 11.4 KG Carton weight: 33 LB 14.97 KG Carton volume: 11 FT³ 0.31 MT³	<div>sealed seam upcharges</div> <table><tr><td>(S2)</td><td>(SE)</td></tr><tr><td>8054</td><td>Add \$26Add \$17</td></tr></table>	(S2)	(SE)	8054	Add \$26Add \$17	<div>RTA 00</div> <div>1 per carton</div>												
			(S2)	(SE)															
			8054	Add \$26Add \$17															
			OVERALL DIMENSIONS			SEAT DIMENSIONS			BACK DIMENSIONS										
W	D	H	W	D	H	W	H												
IN 19.25 MM 489	20 508	40 1016	15.5 394	15.75 400	29.5 749	12.5 318	10 254												
	Bar Stool w/Four-Legged Wood Base COM: 1.5 YD 1.37 M Unit weight: 22.5 LB 10.2 KG Carton weight: 30 LB 13.61 KG Carton volume: 11 FT³ 0.31 MT³	<div>sealed seam upcharges</div> <table><tr><td>(S2)</td><td>(SE)</td></tr><tr><td>8055</td><td>Add \$26Add \$17</td></tr></table>	(S2)	(SE)	8055	Add \$26Add \$17	<div>RTA 00</div> <div>1 per carton</div>												
			(S2)	(SE)															
			8055	Add \$26Add \$17															
			OVERALL DIMENSIONS			SEAT DIMENSIONS			BACK DIMENSIONS										
W	D	H	W	D	H	W	H												
IN 19.25 MM 489	20 508	40 1016	15.5 394	15.75 400	29.5 749	12.5 318	10 254												
	Bar Stool w/Chrome Swivel Base COM: 1.5 YD 1.37 M Unit weight: 38 LB 17.3 KG Carton weight: 45.5 LB 20.64 KG Carton volume: 13.25 FT³ 0.37 MT³	<div>sealed seam upcharges</div> <table><tr><td>(S2)</td><td>(SE)</td></tr><tr><td>8056</td><td>Add \$26Add \$17</td></tr></table>	(S2)	(SE)	8056	Add \$26Add \$17	<div>RTA 00</div> <div>1 per carton</div>												
			(S2)	(SE)															
			8056	Add \$26Add \$17															
			OVERALL DIMENSIONS			SEAT DIMENSIONS			BACK DIMENSIONS										
W	D	H	W	D	H	W	H												
IN 19.25 MM 489	20 508	40 1016	15.5 394	15.75 400	29.5 749	12.5 318	10 254												

DRIFT TABLES



model 8041R2616C



model 8042SQ2816I



model 8042SQ2816WSF

Drift Seating



For Drift seating, please see page 244.

DRIFT TABLE FINISHES COORDINATION CHART			
TFL/HPL TOP FINISH		COORDINATING WOOD BASE FINISH	
ACJ	Absolute Acajou	AAM	Absolute
		MWM	Medium Walnut
ASN	Asian Night	ASM	Night
AWC	Avant Cherry	ACM	Cherry
AWH	Avant Honey	AHM	Honey
BLK	Black	BKM	Black
CMB	Clear Maple	AVM	Maple
DES	Dark Espresso	ECM	Espresso Cafe
DWT	Designer White	WHM	White
NBL	Noce Biondo	NBM	Noce Biondo
NEL	Noce Leggero	NEM	Noce Leggero
NGL	Noce Grigio	NGM	Noce Grigio
NML	Noce Medio	NMM	Noce Medio
QTM	Quartered Mahogany	TMM	Mahogany
WCR	Winter Cherry	WCM	Winter Cherry
WHC	White Chocolate	WTM	WC Cream
WHE	Walnut Heights	NLW	Natural Walnut
TFL/HPL TOP FINISHES WITH NO COORDINATING WOOD BASE FINISHES		WOOD BASE FINISHES WITH NO COORDINATING HPL TOP FINISHES	
BRC**	Brushed Cobalt	EOM	English Oak
FAS**	Fashionista	NLW	Natural Walnut
FCL**	First Class	SKM	Shaker Cherry
SBY**	Sheer Beauty		
SOG**	Storm Grey		
**Chrome base models are available for all TFL/HPL top finishes			

Please note that these finishes are coordinating and not exact matches.
Please reach out to your Global Sales representative for physical samples of finishes prior to ordering.

STANDARD FEATURES

- Tables are available in three shapes, multiple sizes, two edge styles and three top materials. All offer three base options: sled, four-legged wood and a polished chrome base.
- Table bases are fixed and do not swivel.
- Sled bases are available in two heights.
- Wood bases are made from beechwood and are available in all standard wood finishes.
- Sled bases are standard in paint and optionally available in Chrome. See upcharges.
- Chrome bases are available in polished chrome only.
- Table tops are available in either laminate or solid surface.
- Laminate flat edge tops are available in either a 1" thick thermally fused laminate (TFL) with 2mm edgeband or 1-1/16" thick high pressure laminate (HPL) with 2mm edgeband (see upcharge).
- Laminate knife edge tops are only available in 1-3/16" thick high pressure laminate (HPL) with 2.5mm edgeband.
- Solid surface tops are 1.25" thick, available with flat or knife edge tops.
- Polished chrome bases are equipped with White non-marking polycarbonate glides that are suitable for most hard and carpeted floor surfaces.
- Tables are shipped fully assembled.

Please specify based on the following criteria:

- **Model number** (suffix determines edge detail)
sled base models
_____ **I** laminate flat edge
_____ **K** laminate knife edge
_____ **SF** solid surface flat edge
_____ **SK** solid surface knife edge
polished chrome base models
_____ **C** laminate flat edge
_____ **CK** laminate knife edge
_____ **CSF** solid surface flat edge
_____ **CSK** solid surface knife edge
four-legged wood base models
_____ **W** laminate flat edge
_____ **WK** laminate knife edge
_____ **WSF** solid surface flat edge
_____ **WSK** solid surface knife edge

- **Top details**
LAMINATE
Surface type (laminate flat edge tables only)
(TFL) Thermally fused laminate
(HPL) High pressure laminate
Top finish (see model for HPL upcharges)
(ACJ) Absolute Acajou (FCL) First Class
(ASN) Asian Night (NBL) Noce Biondo
(AWC) Avant Cherry (NGL) Noce Grigio
(AWH) Avant Honey (NEL) Noce Leggero
(BLK) Black (NML) Noce Medio
(BZD) Blizzard (QTM) Quartered Mahogany
(BRC) Brushed Cobalt (SBY) Sheer Beauty
(CMB) Clear Maple (SDT) Stonedust
(CGY) Custom Grey (SOG) Storm Grey
(DES) Dark Espresso (WHE) Walnut Heights
(DWT) Designer White (WHC) White Chocolate
(FAS) Fashionista (WCR) Winter Cherry

- **SOLID SURFACE**
Top finish (see model for grade 2 upcharges)
(SWH) Designer White - grade 1
(SBT) Beige Tempest - grade 2
(SBX) Black Onyx Mirage - grade 2
(SFW) Frosty White Mirage - grade 2
(SHS) Hot Stone - grade 2
(SMG) Milk Glass Spectra - grade 2
(SNM) Northern Melange - grade 2

- **Base finish**
SLED BASE
For leg frame finish options, please see page 360. Upcharges apply for the following plated finish:
(CHM) Chrome. Add \$33.
WOOD BASE (see coordination chart)
(AAM) Absolute (NLW) Natural Walnut
(BKM) Black (ASM) Night
(ACM) Cherry (NBM) Noce Biondo
(EOM) English Oak (NGM) Noce Grigio
(ECM) Espresso Cafe (NEM) Noce Leggero
(TFM) Fruitwood (NMM) Noce Medio
(HGM) Gray (SKM) Shaker Cherry
(AHM) Honey (TWM) Walnut
(TMM) Mahogany (WTM) WC Cream
(AVM) Maple (WHM) White
(MWM) Medium Walnut (WCM) Winter Cherry

- **POLISHED CHROME BASE**
(CHM) Chrome.
- **Glide type**
SLED BASE GLIDES
(CG) clear polycarbonate glides for most surfaces (standard)
(XG) no glides (carpeted surface)
(SG) steel cushioned glides for carpeted surfaces. Add \$19.
(RG) rubber glides for most hard floor surfaces. Add \$19.
(FG) felt glides for most hard floor surfaces. Add \$19.
WOOD BASE GLIDES
(NM) White non-marking nylon for most surfaces (standard)
(SG) steel cushioned glides for carpeted surfaces. Add \$17.
(RG) non-slip rubber glides for most hard floor surfaces. Add \$22.
(FG) felt glides for most hard floor surfaces. Add \$22.



Round Table w/Polished Chrome Four Star Base



Round Table w/Sled Base



Round Table w/Wood Four Star Base

DESCRIPTION	MODEL #	DIMENSIONS	WT/LB.	CUBIC FT.	LIST PRICE	HP ADD	GRADE 2+
W x D x H							
Laminate Flat Edge							
	8041R2616C	26 x 26 x 16	30	10.75	\$865	\$91	N/A
	8041R3016C	30 x 30 x 16	34	13	\$898	\$108	N/A
Laminate Knife Edge							
	8041R2616CK	26 x 26 x 16	30	10.75	\$1504	N/A	N/A
	8041R3016CK	30 x 30 x 16	34	13	\$1697	N/A	N/A
Solid Surface Flat Edge							
	8041R2616CSF	26 x 26 x 16	43	10.75	\$2789	N/A	\$171
	8041R3016CSF	30 x 30 x 16	51.5	13	\$2982	N/A	\$235
Solid Surface Knife Edge							
	8041R2616CSK	26 x 26 x 16	43	10.75	\$2847	N/A	\$183
	8041R3016CSK	30 x 30 x 16	51.5	13	\$3070	N/A	\$253


Finished height will vary depending on material top. Shipped fully assembled in 1 carton.

Laminate Flat Edge							
	8041R2616I	26 x 26 x 16	28	10.25	\$489	\$91	N/A
	8041R3016I	30 x 30 x 16	33	13	\$522	\$108	N/A
	8041R2120I	21 x 21 x 20	23	8.75	\$487	\$89	N/A
Laminate Knife Edge							
	8041R2616IK	26 x 26 x 16	28	10.25	\$1128	N/A	N/A
	8041R3016IK	30 x 30 x 16	33	13	\$1321	N/A	N/A
	8041R2120IK	21 x 21 x 20	23	8.75	\$941	N/A	N/A
Solid Surface Flat Edge							
	8041R2616ISF	26 x 26 x 16	41	10.25	\$2413	N/A	\$171
	8041R3016ISF	30 x 30 x 16	50	13	\$2606	N/A	\$235
	8041R2120ISF	21 x 21 x 20	31.5	8.75	\$2263	N/A	\$118
Solid Surface Knife Edge							
	8041R2616ISK	26 x 26 x 16	41	10.25	\$2471	N/A	\$183
	8041R3016ISK	30 x 30 x 16	50	13	\$2694	N/A	\$253
	8041R2120ISK	21 x 21 x 20	31.5	8.75	\$2369	N/A	\$123


Finished height will vary depending on material top. Shipped fully assembled in 1 carton.

Laminate Flat Edge							
	8041R2616W	26 x 26 x 16	24	10.75	\$975	\$91	N/A
	8041R3016W	30 x 30 x 16	29	13	\$1008	\$108	N/A
Laminate Knife Edge							
	8041R2616WK	26 x 26 x 16	24	10.75	\$1614	N/A	N/A
	8041R3016WK	30 x 30 x 16	29	13	\$1807	N/A	N/A
Solid Surface Flat Edge							
	8041R2616WSF	26 x 26 x 16	37.5	10.75	\$2899	N/A	\$171
	8041R3016WSF	30 x 30 x 16	46.5	13	\$3092	N/A	\$235
Solid Surface Knife Edge							
	8041R2616WSK	26 x 26 x 16	37.5	10.75	\$2957	N/A	\$183
	8041R3016WSK	30 x 30 x 16	46.5	13	\$3180	N/A	\$253


Finished height will vary depending on material top. Shipped fully assembled in 1 carton.

DESCRIPTION	MODEL #	DIMENSIONS	WT/LB.	CUBIC FT.	LIST PRICE	HP ADD	GRADE 2+
 Square Table w/Polished Chrome Four Star Base	Laminate Flat Edge		W x D x H				
	8042SQ2216C	22.75 x 22.75 x 16	29	7.75	\$865	\$91	N/A
	8042SQ2816C	28.5 x 28.5 x 16	36	11.5	\$898	\$108	N/A
	Laminate Knife Edge						
	8042SQ2216CK	22.75 x 22.75 x 16	29	7.75	\$1300	N/A	N/A
	8042SQ2816CK	28.5 x 28.5 x 16	36	11.5	\$1493	N/A	N/A
	Solid Surface Flat Edge						
	8042SQ2216CSF	22.75 x 22.75 x 16	34	7.75	\$2488	N/A	\$147
	8042SQ2816CSF	28.5 x 28.5 x 16	48.5	11.5	\$2832	N/A	\$235
	Solid Surface Knife Edge						
	8042SQ2216CSK	22.75 x 22.75 x 16	34	7.75	\$2847	N/A	\$176
	8042SQ2816CSK	28.5 x 28.5 x 16	48.5	11.5	\$3421	N/A	\$265


Finished height will vary depending on material top. Shipped fully assembled in 1 carton.

 Square Table w/Sled Base	Laminate Flat Edge						
	8042SQ2216I	22.5 x 22.5 x 16	27	8	\$489	\$91	N/A
	8042SQ2816I	28.5 x 28.5 x 16	35	11.75	\$522	\$108	N/A
	8042SQ1920I	19.5 x 19.5 x 20	23.5	7.75	\$487	\$89	N/A
	Laminate Knife Edge						
	8042SQ2216IK	22.5 x 22.5 x 16	27	8	\$924	N/A	N/A
	8042SQ2816IK	28.5 x 28.5 x 16	35	11.75	\$1117	N/A	N/A
	8042SQ1920IK	19.5 x 19.5 x 20	23.5	7.75	\$881	N/A	N/A
	Solid Surface Flat Edge						
	8042SQ2216ISF	22.5 x 22.5 x 16	32.5	8	\$2112	N/A	\$147
	8042SQ2816ISF	28.5 x 28.5 x 16	53.5	11.75	\$2456	N/A	\$235
	8042SQ1920ISF	19.5 x 19.5 x 20	31.5	7.75	\$2017	N/A	\$123
	Solid Surface Knife Edge						
	8042SQ2216ISK	22.5 x 22.5 x 16	32.5	8	\$2471	N/A	\$176

Finished height will vary depending on material top. Shipped fully assembled in 1 carton.

 Square Table w/Wood Four Star Base	Laminate Flat Edge						
	8042SQ2216W	22.75 x 22.75 x 16	23	7.75	\$975	\$91	N/A
	8042SQ2816W	28.5 x 28.5 x 16	30	11.5	\$1008	\$108	N/A
	Laminate Knife Edge						
	8042SQ2216WK	22.75 x 22.75 x 16	23	7.75	\$1410	N/A	N/A
	8042SQ2816WK	28.5 x 28.5 x 16	30	11.5	\$1603	N/A	N/A
	Solid Surface Flat Edge						
	8042SQ2216WSF	22.75 x 22.75 x 16	29	7.75	\$2598	N/A	\$147
	8042SQ2816WSF	28.5 x 28.5 x 16	50	11.5	\$2942	N/A	\$235
	Solid Surface Knife Edge						
	8042SQ2216WSK	22.75 x 22.75 x 16	29	7.75	\$2957	N/A	\$176
	8042SQ2816WSK	28.5 x 28.5 x 16	50	11.5	\$3531	N/A	\$265

Finished height will vary depending on material top. Shipped fully assembled in 1 carton.

DESCRIPTION	MODEL #	DIMENSIONS	WT/LB.	CUBIC FT.	LIST PRICE	HP ADD	GRADE 2+
 Oval Table w/Polished Chrome Four Star Base	W x D x H						
	Laminate Flat Edge						
	80430V2616C	26 x 22 x 16	30	9.25	\$865	\$91	N/A
	80430V3116C	31 x 26 x 16	34	11.75	\$898	\$108	N/A
	Laminate Knife Edge						
	80430V2616CK	26 x 22 x 16	30	9.25	\$1504	N/A	N/A
	80430V3116CK	31 x 26 x 16	34	11.75	\$1697	N/A	N/A
	Solid Surface Flat Edge						
	80430V2616CSF	26 x 22 x 16	41.5	9.25	\$2789	N/A	\$171
	80430V3116CSF	31 x 26 x 16	51.5	11.75	\$2982	N/A	\$235
	Solid Surface Knife Edge						
	80430V3116CSK	31 x 26 x 16	51.5	11.75	\$3070	N/A	\$253
	80430V3116CSK	31 x 26 x 16	51.5	11.75	\$3070	N/A	\$253

Finished height will vary depending on material top. Shipped fully assembled in 1 carton.



Laminate Flat Edge							
80430V2616I	22 x 26 x 16	28.5	8.75	\$489	\$91	N/A	
80430V3116I	31 x 26 x 16	36	11.75	\$522	\$108	N/A	
80430V2220I	18 x 22 x 20	28	10.75	\$487	\$89	N/A	
Laminate Knife Edge							
80430V2616IK	22 x 26 x 16	28.5	8.75	\$1128	N/A	N/A	
80430V3116IK	31 x 26 x 16	36	11.75	\$1321	N/A	N/A	
80430V2220IK	18 x 22 x 20	28	10.75	\$941	N/A	N/A	
Solid Surface Flat Edge							
80430V2616ISF	22 x 26 x 16	34	8.75	\$2413	N/A	\$171	
80430V3116ISF	31 x 26 x 16	50	11.75	\$2606	N/A	\$235	
80430V2220ISF	18 x 22 x 20	32	10.75	\$2263	N/A	\$118	
Solid Surface Knife Edge							
80430V2616ISK	22 x 26 x 16	38	8.75	\$2471	N/A	\$183	
80430V3116ISK	31 x 26 x 16	50	11.75	\$2694	N/A	\$253	
80430V2220ISK	18 x 22 x 20	32	10.75	\$2369	N/A	\$123	

Finished height will vary depending on material top. Shipped fully assembled in 1 carton.



Laminate Flat Edge							
80430V2616W	26 x 22 x 16	24	9.25	\$975	\$91	N/A	
80430V3116W	31 x 26 x 16	29	11.75	\$1008	\$108	N/A	
Laminate Knife Edge							
80430V2616WK	26 x 22 x 16	24	9.25	\$1614	N/A	N/A	
80430V3116WK	31 x 26 x 16	29	11.75	\$1807	N/A	N/A	
Solid Surface Flat Edge							
80430V2616WSF	26 x 22 x 16	36.5	9.25	\$2899	N/A	\$171	
80430V3116WSF	31 x 26 x 16	46.5	11.75	\$3092	N/A	\$235	
Solid Surface Knife Edge							
80430V3116WSK	31 x 26 x 16	46.5	11.75	\$3180	N/A	\$253	
80430V3116WSK	31 x 26 x 16	46.5	11.75	\$3180	N/A	\$253	

Finished height will vary depending on material top. Shipped fully assembled in 1 carton.

RIVER



Sample Layout



Sample Layout

STANDARD FEATURES

- A seating series that is composed of modular units in straight, curved and corner sections, as well as freestanding units. Soft seating models are available with standard height, high and extended high backs. Linking units can be used together in any combination to create a wide variety of layouts.
- Armless units can be ganged together with a quick connect, disconnect feature. Ganging hardware is standard and is factory installed. Ganging hardware swivels out of sight when not in use.
- Front edge of the seat angles slightly inward, so feet have freedom of movement and don't rub on the seat. This inward slant matches the inward angles of the back. Benches and connecting end tables also reflect the inward angles on the front and back faces, so all units coordinate in visual appearance.
- The unique tapered legs are made of welded steel, with each leg bolted directly to the unit frame. All units except for the laptop tables have the same leg height of 6.5". The leg height makes it easier to clean under the product.
- Legs are standard in Chrome with Black nylon non-marking height adjustable glides.
- All cushions are fixed and non-removable. Perimeter seams feature a decorative single stitch detail, which makes seams lay flat and adds extra seam strength.
- Seating frames are heavy duty with interlocking plywood, puzzle box construction, and are made for active environments. Seats are high density with highly resilient foam.
- Personal Harbor high traffic units are rated at 350 lbs., suitable for 24/7 use and should be specified in textiles that meet or exceed 100,000 double rubs (for the fabric portion of the warranty to apply). These units have the same puzzle box frame construction as other River models except the framing wood is 1" thick, rotary cut, birch plywood.
- Upholstery options: fabric, vinyl or leather. Leather only recommended on seat and may feature a horizontal stitch detail.

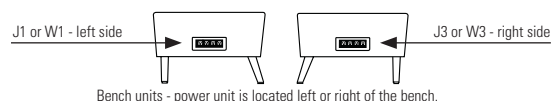
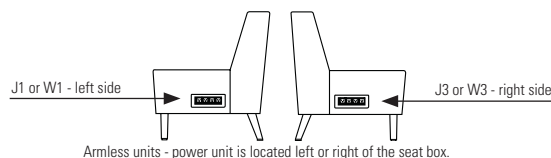
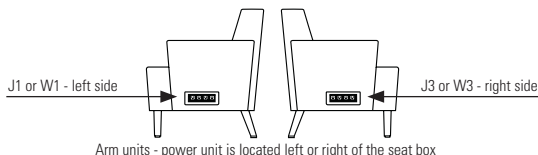
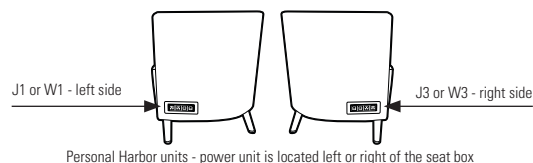
OPTIONAL FEATURES

- Most tables and seating units (except round benches) can be specified with power/USB units, which include two power outlets, two double USB terminals and a Black 5' three-prong power cord. Each power/USB unit is set in predetermined locations, as shown in the electrical illustrations below. Electrical units must be factory installed.
- Power/USB units are available with either Jet Black (**J**) face plate with Black power/USB receptacles or with a White (**W**) face plate with White power/USB receptacles.
- To add a power/USB unit, please specify (**J1**), (**W1**), (**J2**), (**W2**), (**J3**), (**W3**), (**J4**), (**W4**), (**J6**) or (**W6**) after the product model number. Please note on seating units, if both right and left locations are required, add both (**J1/J3**) or (**W1/W3**) to the model number. Add \$729 each.
- Coffee, end and laptop tables are made with high pressure laminate and are offered in the following finishes: Absolute Acajou (ACJ), Asian Night (ASN), Avant Cherry (AWC), Avant Honey (AWH), Blizzard (BZD), Clear Maple (CMB), Custom Grey (CGY), Dark Espresso (DES), Designer White (DWT), Stonedust (SDT), Walnut Heights (WHE), White Chocolate (WHC) and Winter Cherry (WCR). Please specify. Custom high pressure laminate finishes will be considered upon request.
- For leg finish options, please see page 360. No upcharges.
- If more than one fabric or a fabric/vinyl and leather combination is required, please fill out a "Seating Multiple Textile" form, specifying each fabric location. Please contact Customer Service for more information.

ELECTRICAL PLACEMENT

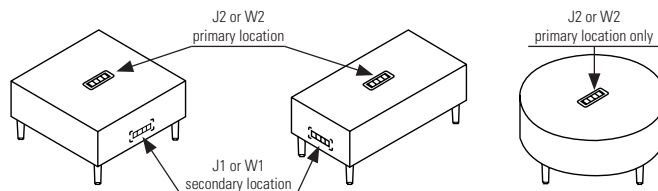
Soft Seating

Locations available on left side J1 (Black) or W1 (White), right side J3 (Black), or W3 (White) or both sides J1/J3 (Black) or W1/W3 (White).

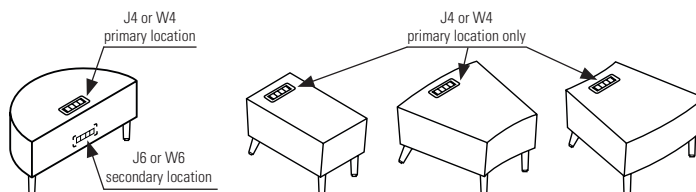



Coffee/End Tables


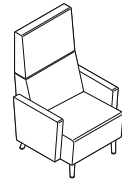
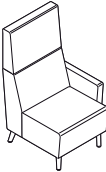
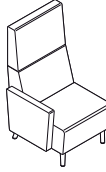
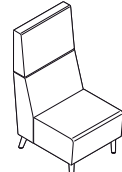
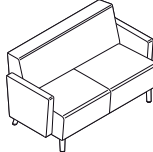
Primary location is on the top of the unit, centered J2 (Black) or W2 (White). Secondary Location is end/side of the unit J1 (Black) or W1 (White).


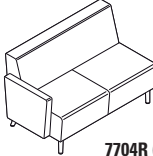


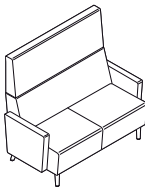
Primary location is on the top rear/edge of the unit J4 (Black) or W4 (White). Secondary Location is the back side of the unit J6 (Black) or W6 (White).

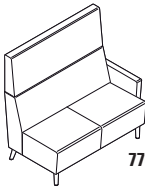
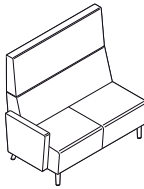



DESCRIPTION		FEATURES	MODEL#	STANDARD TEXTILE GRADES												
	Lounge Chair - Standard Back w/Arms COM: 4 YD 3.66 M Unit weight: 46 LB 20.9 KG Carton weight: 57 LB 25.85 KG Carton volume: 22.5 FT³ 0.63 MT³			1	2	3	4	5	6	7	8	9	10	11	12	
				7701	1920	2048	2156	2280	2484	2672	2860	3024	3228	3420	3680	4048
				OVERALL DIMENSIONS			SEAT DIMENSIONS			BACK DIMENSIONS						
				W	D	H	W	D	H	W	H					
				IN 29.5	29.5	32	24	19	18		24	14				
				MM 749	749	813	610	483	457		610	356				
				RTA 00	1 per carton											
				1	2	3	4	5	6	7	8	9	10	11	12	
			7701L 7701R	1676	1780	1868	1969	2134	2287	2440	2573	2739	2895	3106	3405	
				OVERALL DIMENSIONS			SEAT DIMENSIONS			BACK DIMENSIONS						
				W	D	H	W	D	H	W	H					
			IN 27	29.5	32	24	19	18		24	14					
			MM 686	749	813	610	483	457		610	356					
			RTA 00	1 per carton												
				1	2	3	4	5	6	7	8	9	10	11	12	
			7701NA	1432	1512	1580	1657	1785	1902	2020	2122	2250	2370	2532	2762	
				OVERALL DIMENSIONS			SEAT DIMENSIONS			BACK DIMENSIONS						
				W	D	H	W	D	H	W	H					
			IN 24.5	29.5	32	24	19	18		24	14					
			MM 622	749	813	610	483	457		610	356					
			RTA 00	1 per carton												
				1	2	3	4	5	6	7	8	9	10	11	12	
			7702	2154	2298	2420	2559	2789	3000	3212	3396	3626	3842	4134	4548	
				OVERALL DIMENSIONS			SEAT DIMENSIONS			BACK DIMENSIONS						
				W	D	H	W	D	H	W	H					
			IN 29.5	29.5	41.5	24	19	18		24	24					
			MM 749	749	1054	610	483	457		610	610					
			RTA 00	1 per carton												
				1	2	3	4	5	6	7	8	9	10	11	12	
			7702L 7702R	1913	2033	2134	2251	2442	2618	2794	2948	3139	3319	3563	3908	
				OVERALL DIMENSIONS			SEAT DIMENSIONS			BACK DIMENSIONS						
				W	D	H	W	D	H	W	H					
			IN 27	29.5	41.5	24	19	18		24	24					
			MM 686	749	1054	610	483	457		610	610					
			RTA 00	1 per carton												
				1	2	3	4	5	6	7	8	9	10	11	12	
			7702L (Left arm) 7702R (Right arm)	1913	2033	2134	2251	2442	2618	2794	2948	3139	3319	3563	3908	
				OVERALL DIMENSIONS			SEAT DIMENSIONS			BACK DIMENSIONS						
				W	D	H	W	D	H	W	H					
			IN 27	29.5	41.5	24	19	18		24	24					
			MM 686	749	1054	610	483	457		610	610					
			RTA 00	1 per carton												

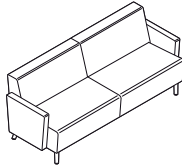
DESCRIPTION		FEATURES	MODEL#	STANDARD TEXTILE GRADES											
	Armless Lounge Chair - High Back COM: 3 YD 2.74 M Unit weight: 28 LB 12.7 KG Carton weight: 41 LB 18.6 KG Carton volume: 28.25 FT³ 0.79 MT³	For power/USB unit please see electrical placement chart. Includes ganging hardware (2 sides).		1	2	3	4	5	6	7	8	9	10	11	12
			7702NA	1669	1765	1846	1939	2092	2233	2374	2497	2650	2794	2989	3265
			OVERALL DIMENSIONS			SEAT DIMENSIONS			BACK DIMENSIONS						
			W	D	H	W	D	H	W	H					
			IN 24.5 MM 622	29.5 749	41.5 1054	24 610	19 483	18 457	24 610	24 610					
			RTA 00		1 per carton										
	Lounge Chair - Extended Back w/Arms COM: 4.75 YD 4.34 M Unit weight: 51 LB 23.2 KG Carton weight: 68 LB 30.84 KG Carton volume: 32.75 FT³ 0.92 MT³	For power/USB unit please see electrical placement chart. Freestanding unit only.		1	2	3	4	5	6	7	8	9	10	11	12
			7703	2247	2399	2527	2675	2917	3140	3363	3558	3800	4028	4337	4774
			OVERALL DIMENSIONS			SEAT DIMENSIONS			BACK DIMENSIONS						
			W	D	H	W	D	H	W	H					
			IN 29.5 MM 749	29.5 749	47 1194	24 610	19 483	18 457	24 610	29 737					
			RTA 00		1 per carton										
 	Lounge Chair-Extended Back w/One Arm COM: 4 YD 3.66 M Unit weight: 41 LB 18.6 KG Carton weight: 58 LB 26.31 KG Carton volume: 32.75 FT³ 0.92 MT³	For power/USB unit please see electrical placement chart. Includes ganging hardware (1 side).		1	2	3	4	5	6	7	8	9	10	11	12
			7703L 7703R	2004	2132	2240	2364	2568	2756	2944	3108	3312	3504	3764	4132
			OVERALL DIMENSIONS			SEAT DIMENSIONS			BACK DIMENSIONS						
			W	D	H	W	D	H	W	H					
			IN 27 MM 686	29.5 749	47 1194	24 610	19 483	18 457	24 610	29 737					
			RTA 00		1 per carton										
	Armless Lounge Chair - Extended Back COM: 3.25 YD 2.97 M Unit weight: 31 LB 14.1 KG Carton weight: 48 LB 21.77 KG Carton volume: 32.75 FT³ 0.92 MT³	For power/USB unit please see electrical placement chart. Includes ganging hardware (2 sides).		1	2	3	4	5	6	7	8	9	10	11	12
			7703NA	1761	1865	1953	2054	2219	2372	2525	2658	2824	2980	3191	3490
			OVERALL DIMENSIONS			SEAT DIMENSIONS			BACK DIMENSIONS						
			W	D	H	W	D	H	W	H					
			IN 24.5 MM 622	29.5 749	47 1194	24 610	19 483	18 457	24 610	29 737					
			RTA 00		1 per carton										
	Two Seater - Standard Back w/Arms COM: 5.5 YD 5.03 M Unit weight: 73 LB 33.2 KG Carton weight: 95 LB 43.09 KG Carton volume: 39 FT³ 1.1 MT³	For power/USB unit please see electrical placement chart. Freestanding unit only.		1	2	3	4	5	6	7	8	9	10	11	12
			7704	2702	2878	3027	3197	3478	3736	3995	4220	4501	4765	5122	5628
			OVERALL DIMENSIONS			SEAT DIMENSIONS			BACK DIMENSIONS						
			W	D	H	W	D	H	W	H					
			IN 53.5 MM 1359	29.5 749	32 813	48 1219	19 483	18 457	48 1219	14 356					
			RTA 00		1 per carton										

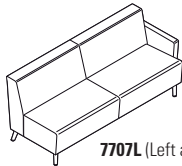
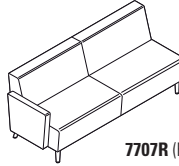
DESCRIPTION		FEATURES	MODEL#	STANDARD TEXTILE GRADES												
		7704L (Left arm)	7704R (Right arm)		1	2	3	4	5	6	7	8	9	10	11	12
				7704L 7704R	2460	2612	2740	2888	3130	3353	3576	3771	4013	4241	4550	4987
				OVERALL DIMENSIONS			SEAT DIMENSIONS			BACK DIMENSIONS						
				W	D	H	W	D	H	W	H					
Two Seater - Standard Back w/One Arm COM: 4.75 YD 4.34 M Unit weight: 63 LB 28.6 KG Carton weight: 85 LB 38.56 KG Carton volume: 39 FT³ 1.1 MT³				IN 51	29.5	32	48	19	18	48	14					
				MM 1295	749	813	1219	483	457	1219	356					
				RTA 00	1 per carton											
					1	2	3	4	5	6	7	8	9	10	11	12
				7704NA	2217	2353	2468	2600	2816	3016	3216	3390	3607	3811	4087	4478
				OVERALL DIMENSIONS			SEAT DIMENSIONS			BACK DIMENSIONS						
				W	D	H	W	D	H	W	H					
Armless Two Seater - Standard Back COM: 4.25 YD 3.89 M Unit weight: 53 LB 24.1 KG Carton weight: 75 LB 34.02 KG Carton volume: 39 FT³ 1.1 MT³				IN 48.5	29.5	32	48	19	18	48	14					
				MM 1232	749	813	1219	483	457	1219	356					
				RTA 00	1 per carton											
					1	2	3	4	5	6	7	8	9	10	11	12
				7705	3172	3380	3556	3757	4089	4394	4700	4966	5298	5610	6032	6630
				OVERALL DIMENSIONS			SEAT DIMENSIONS			BACK DIMENSIONS						
				W	D	H	W	D	H	W	H					
Two Seater - High Back w/Arms COM: 6.5 YD 5.94 M Unit weight: 77 LB 35 KG Carton weight: 101 LB 45.81 KG Carton volume: 49 FT³ 1.38 MT³				IN 53.5	29.5	41.5	48	19	18	48	24					
				MM 1359	749	1054	1219	483	457	1219	610					
				RTA 00	1 per carton											
					1	2	3	4	5	6	7	8	9	10	11	12
				7705L 7705R	2929	3113	3268	3447	3740	4010	4280	4516	4809	5085	5459	5988
				OVERALL DIMENSIONS			SEAT DIMENSIONS			BACK DIMENSIONS						
				W	D	H	W	D	H	W	H					
Two Seater - High Back w/One Arm COM: 5.75 YD 5.26 M Unit weight: 67 LB 30.5 KG Carton weight: 91 LB 41.28 KG Carton volume: 49 FT³ 1.38 MT³				IN 51	29.5	41.5	48	19	18	48	24					
				MM 1295	749	1054	1219	483	457	1219	610					
				RTA 00	1 per carton											
					1	2	3	4	5	6	7	8	9	10	11	12
				7705NA	2687	2855	2997	3160	3427	3674	3921	4136	4404	4656	4997	5480
				OVERALL DIMENSIONS			SEAT DIMENSIONS			BACK DIMENSIONS						
				W	D	H	W	D	H	W	H					
Armless Two Seater - High Back COM: 5.25 YD 4.8 M Unit weight: 57 LB 25.9 KG Carton weight: 81 LB 36.74 KG Carton volume: 49 FT³ 1.38 MT³				IN 48.5	29.5	41.5	48	19	18	48	24					
				MM 1232	749	1054	1219	483	457	1219	610					
				RTA 00	1 per carton											

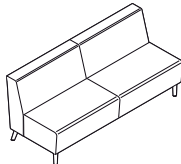
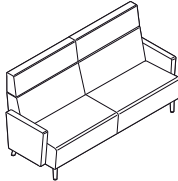
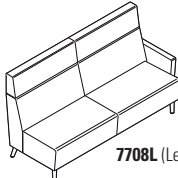

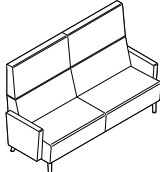
DESCRIPTION		FEATURES	MODEL#	STANDARD TEXTILE GRADES												
	Two Seater - Extended Back w/Arms COM: 7 YD 6.4 M Unit weight: 81 LB 36.8 KG Carton weight: 107 LB 48.53 KG Carton volume: 56.75 FT³ 1.6 MT³		For power/USB unit please see electrical placement chart. Freestanding unit only.													
				1	2	3	4	5	6	7	8	9	10	11	12	
7706				3358	3582	3771	3988	4345	4674	5003	5290	5647	5983	6438	7082	
				OVERALL DIMENSIONS			SEAT DIMENSIONS			BACK DIMENSIONS						
				W	D	H	W	D	H	W	H					
IN 53.5				29.5	47		48	19	18		48	29				
MM 1359				749	1194		1219	483	457		1219	737				
RTA 00				1 per carton												


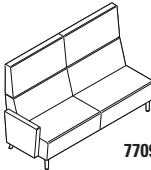
		Two Seater - Extended Back w/One Arm COM: 6.25 YD 5.72 M Unit weight: 71 LB 32.3 KG Carton weight: 97 LB 44 KG Carton volume: 56.75 FT³ 1.6 MT³		For power/USB unit please see electrical placement chart. Includes ganging hardware (1 side).													
				1	2	3	4	5	6	7	8	9	10	11	12		
7706L 7706R				3115	3315	3484	3678	3996	4290	4584	4840	5159	5459	5865	6440		
				OVERALL DIMENSIONS			SEAT DIMENSIONS			BACK DIMENSIONS							
				W	D	H	W	D	H	W	H						
IN 51				29.5	47		48	19	18		48	29					
MM 1295				749	1194		1219	483	457		1219	737					
RTA 00				1 per carton													

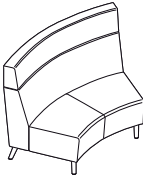
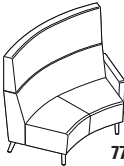
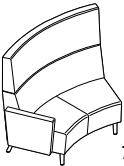
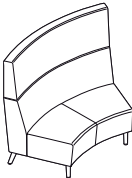

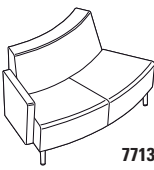
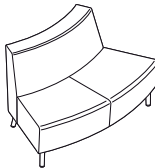
	Armless Two Seater - Extended Back COM: 5.75 YD 5.26 M Unit weight: 61 LB 27.7 KG Carton weight: 87 LB 39.46 KG Carton volume: 56.75 FT³ 1.6 MT³		For power/USB unit please see electrical placement chart. Includes ganging hardware (2 sides).													
				1	2	3	4	5	6	7	8	9	10	11	12	
7706NA				2871	3055	3210	3389	3682	3952	4222	4458	4751	5027	5401	5930	
				OVERALL DIMENSIONS			SEAT DIMENSIONS			BACK DIMENSIONS						
				W	D	H	W	D	H	W	H					
IN 48.5				29.5	47		48	19	18		48	29				
MM 1232				749	1194		1219	483	457		1219	737				
RTA 00				1 per carton												


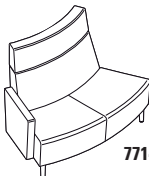



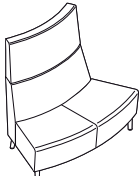
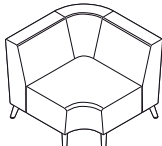
	Three Seater - Standard Back w/Arms COM: 8.25 YD 7.54 M Unit weight: 108 LB 49.1 KG Carton weight: 139 LB 63.05 KG Carton volume: 55.5 FT³ 1.57 MT³		For power/USB unit please see electrical placement chart. Freestanding unit only.													
				1	2	3	4	5	6	7	8	9	10	11	12	
7707				4268	4532	4755	5011	5431	5819	6207	6545	6966	7362	7898	8657	
				OVERALL DIMENSIONS			SEAT DIMENSIONS			BACK DIMENSIONS						
				W	D	H	W	D	H	W	H					
IN 77.5				29.5	32		72	19	18		72	14				
MM 1969				749	813		1829	483	457		1829	356				
RTA 00				1 per carton												

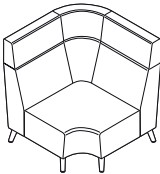
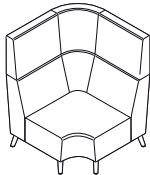
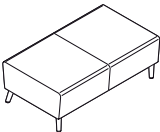
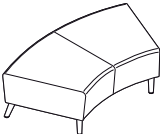
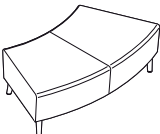
		Three Seater - Standard Back w/One Arm COM: 7.75 YD 7.09 M Unit weight: 98 LB 44.5 KG Carton weight: 129 LB 58.51 KG Carton volume: 55.5 FT³ 1.57 MT³		For power/USB unit please see electrical placement chart. Includes ganging hardware (1 side).													
				1	2	3	4	5	6	7	8	9	10	11	12		
7707L 7707R				4025	4273	4482	4723	5118	5482	5846	6164	6559	6931	7435	8148		
				OVERALL DIMENSIONS			SEAT DIMENSIONS			BACK DIMENSIONS							
				W	D	H	W	D	H	W	H						
IN 75				29.5	32		72	19	18		72	14					
MM 1905				749	813		1829	483	457		1829	356					
RTA 00				1 per carton													

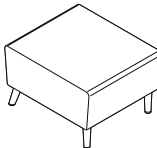
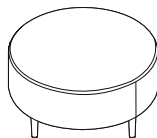
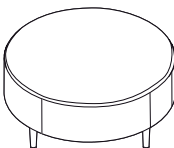
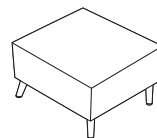
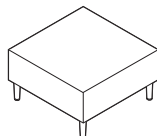
DESCRIPTION		FEATURES	MODEL#	STANDARD TEXTILE GRADES											
	Armless Three Seater - Standard Back COM: 7 YD 6.4 M Unit weight: 88 LB 40 KG Carton weight: 119 LB 53.98 KG Carton volume: 55.5 FT³ 1.57 MT³	For power/USB unit please see electrical placement chart. Includes ganging hardware (2 sides).	7707NA	1	2	3	4	5	6	7	8	9	10	11	12
				3783	4007	4196	4413	4770	5099	5428	5715	6072	6408	6863	7507
				OVERALL DIMENSIONS W D H			SEAT DIMENSIONS W D H			BACK DIMENSIONS W H					
				IN 72.5 MM 1842	29.5 749	32 813	72 1829	19 483	18 457	72 1829	14 356				
				RTA 00			1 per carton								
	Three Seater - High Back w/Arms COM: 10.5 YD 9.6 M Unit weight: 112 LB 50.9 KG Carton weight: 148 LB 67.13 KG Carton volume: 69.75 FT³ 1.97 MT³	For power/USB unit please see electrical placement chart. Freestanding unit only.	7708	1	2	3	4	5	6	7	8	9	10	11	12
				4973	5309	5593	5918	6454	6947	7441	7871	8407	8911	9593	10559
				OVERALL DIMENSIONS W D H			SEAT DIMENSIONS W D H			BACK DIMENSIONS W H					
				IN 77.5 MM 1969	29.5 749	41.5 1054	72 1829	19 483	18 457	72 1829	24 610				
				RTA 00			1 per carton								
	Three Seater - High Back w/One Arm COM: 9.75 YD 8.92 M Unit weight: 102 LB 46.4 KG Carton weight: 139 LB 63.05 KG Carton volume: 69.75 FT³ 1.97 MT³	For power/USB unit please see electrical placement chart. Includes ganging hardware (1 side).	7708L 7708R	1	2	3	4	5	6	7	8	9	10	11	12
				4731	5043	5306	5609	6106	6564	7022	7422	7919	8387	9021	9918
				OVERALL DIMENSIONS W D H			SEAT DIMENSIONS W D H			BACK DIMENSIONS W H					
				IN 75 MM 1905	29.5 749	41.5 1054	72 1829	19 483	18 457	72 1829	24 610				
				RTA 00			1 per carton								
	Armless Three Seater - High Back COM: 9.25 YD 8.46 M Unit weight: 92 LB 41.8 KG Carton weight: 126 LB 57.15 KG Carton volume: 69.75 FT³ 1.97 MT³	For power/USB unit please see electrical placement chart. Includes ganging hardware (2 sides).	7708NA	1	2	3	4	5	6	7	8	9	10	11	12
				4486	4782	5032	5319	5790	6225	6660	7039	7511	7955	8556	9407
				OVERALL DIMENSIONS W D H			SEAT DIMENSIONS W D H			BACK DIMENSIONS W H					
				IN 72.5 MM 1842	29.5 749	41.5 1054	72 1829	19 483	18 457	72 1829	24 610				
				RTA 00			1 per carton								
	Three Seater - Extended Back w/Arms COM: 11 YD 10.06 M Unit weight: 116 LB 52.7 KG Carton weight: 144 LB 65.32 KG Carton volume: 78.75 FT³ 2.22 MT³	For power/USB unit please see electrical placement chart. Freestanding unit only.	7709	1	2	3	4	5	6	7	8	9	10	11	12
				5250	5602	5899	6240	6801	7318	7835	8286	8847	9375	10090	11102
				OVERALL DIMENSIONS W D H			SEAT DIMENSIONS W D H			BACK DIMENSIONS W H					
				IN 77.5 MM 1969	29.5 749	47 1194	72 1829	19 483	18 457	72 1829	29 737				
				RTA 00			1 per carton								

DESCRIPTION		FEATURES	MODEL#	STANDARD TEXTILE GRADES												
		Three Seater - Extended Back w/One Arm COM: 10.5 YD 9.6 M Unit weight: 106 LB 48.2 KG Carton weight: 134 LB 60.78 KG Carton volume: 78.75 FT³ 2.22 MT³	7709L 7709R	1	2	3	4	5	6	7	8	9	10	11	12	
				5007	5343	5627	5952	6488	6981	7475	7905	8441	8945	9627	10593	
				OVERALL DIMENSIONS W D H			SEAT DIMENSIONS W D H			BACK DIMENSIONS W H						
				IN 75 MM 1905	29.5 749	47 1194	72 1829	19 483	18 457			72 1829	29 737			
				RTA 00		1 per carton										
				1	2	3	4	5	6	7	8	9	10	11	12	
				7709NA	4764	5076	5339	5642	6139	6597	7055	7455	7952	8420	9054	9951
				OVERALL DIMENSIONS W D H			SEAT DIMENSIONS W D H			BACK DIMENSIONS W H						
				IN 72.5 MM 1842	29.5 749	47 1194	72 1829	19 483	18 457			72 1829	29 737			
				RTA 00		1 per carton										
				1	2	3	4	5	6	7	8	9	10	11	12	
				7710L	2886	3054	3196	3359	3626	3873	4120	4335	4603	4855	5196	5679
				OVERALL DIMENSIONS W D H			SEAT DIMENSIONS W D H			BACK DIMENSIONS W H						
				IN 57 MM 1448	29.5 749	32 813	42 1067	19 483	18 457			51 1295	14 356			
				RTA 00		1 per carton										
				1	2	3	4	5	6	7	8	9	10	11	12	
				7710NA	2643	2787	2909	3048	3278	3489	3701	3885	4115	4331	4623	5037
				OVERALL DIMENSIONS W D H			SEAT DIMENSIONS W D H			BACK DIMENSIONS W H						
				IN 55 MM 1397	29.5 749	32 813	42 1067	19 483	18 457			51 1295	14 356			
				RTA 00		1 per carton										
				1	2	3	4	5	6	7	8	9	10	11	12	
				7711L	3428	3636	3812	4013	4345	4650	4956	5222	5554	5866	6288	6886
				OVERALL DIMENSIONS W D H			SEAT DIMENSIONS W D H			BACK DIMENSIONS W H						
				IN 57 MM 1448	29.5 749	41.5 1054	42 1067	19 483	18 457			51 1295	24 610			
				RTA 00		1 per carton										

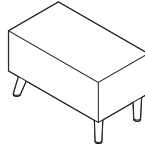
DESCRIPTION		FEATURES	MODEL#	STANDARD TEXTILE GRADES											
	Armless IS Curve - Two Seater - High Back COM: 6 YD 5.49 M Unit weight: 62 LB 28.2 KG Carton weight: 84 LB 38.1 KG Carton volume: 54 FT³ 1.52 MT³	For power/USB unit please see electrical placement chart. Includes ganging hardware (2 sides).		1	2	3	4	5	6	7	8	9	10	11	12
			7711NA	3185	3377	3539	3725	4031	4313	4595	4841	5147	5435	5825	6377
			OVERALL DIMENSIONS			SEAT DIMENSIONS			BACK DIMENSIONS						
			W	D	H	W	D	H	W	H					
			IN 55 MM 1397	29.5 749	41.5 1054	42 1067	19 483	18 457	51 1295	24 610					
			RTA 00	1 per carton											
 	IS Curve - Two Seater - Extended Back w/One Arm COM: 7 YD 6.4 M Unit weight: 76 LB 34.5 KG Carton weight: 99 LB 44.91 KG Carton volume: 62.75 FT³ 1.77 MT³	For power/USB unit please see electrical placement chart. Includes ganging hardware (2 sides).		1	2	3	4	5	6	7	8	9	10	11	12
			7712L 7712R	3741	3965	4154	4371	4728	5057	5386	5673	6030	6366	6821	7465
			OVERALL DIMENSIONS			SEAT DIMENSIONS			BACK DIMENSIONS						
			W	D	H	W	D	H	W	H					
			IN 57 MM 1448	29.5 749	47 1194	42 1067	19 483	18 457	51 1295	29 737					
			RTA 00	1 per carton											
	Armless IS Curve - Two Seater - Extended Back COM: 6.75 YD 6.17 M Unit weight: 66 LB 30 KG Carton weight: 89 LB 40.37 KG Carton volume: 62.75 FT³ 1.77 MT³	For power/USB unit please see electrical placement chart. Includes ganging hardware (2 sides).		1	2	3	4	5	6	7	8	9	10	11	12
			7712NA	3498	3714	3896	4106	4450	4767	5084	5361	5705	6029	6468	7089
			OVERALL DIMENSIONS			SEAT DIMENSIONS			BACK DIMENSIONS						
			W	D	H	W	D	H	W	H					
			IN 55 MM 1397	29.5 749	47 1194	42 1067	19 483	18 457	51 1295	29 737					
			RTA 00	1 per carton											
 	OS Curve - Two Seater - Standard Back w/One Arm COM: 5.25 YD 4.8 M Unit weight: 62 LB 28.2 KG Carton weight: 82 LB 37.19 KG Carton volume: 43 FT³ 1.21 MT³	For power/USB unit please see electrical placement chart. Includes ganging hardware (1 side).		1	2	3	4	5	6	7	8	9	10	11	12
			7713L 7713R	2943	3111	3253	3416	3683	3930	4177	4392	4660	4912	5253	5736
			OVERALL DIMENSIONS			SEAT DIMENSIONS			BACK DIMENSIONS						
			W	D	H	W	D	H	W	H					
			IN 54.5 MM 1384	29.5 749	32 813	48 1219	19 483	18 457	36 914	14 356					
			RTA 00	1 per carton											
	Armless OS Curve - Two Seater - Standard Back COM: 4.5 YD 4.11 M Unit weight: 52 LB 23.6 KG Carton weight: 72 LB 32.66 KG Carton volume: 43 FT³ 1.21 MT³	For power/USB unit please see electrical placement chart. Includes ganging hardware (2 sides).		1	2	3	4	5	6	7	8	9	10	11	12
			7713NA	2699	2843	2965	3104	3334	3545	3757	3941	4171	4387	4679	5093
			OVERALL DIMENSIONS			SEAT DIMENSIONS			BACK DIMENSIONS						
			W	D	H	W	D	H	W	H					
			IN 54 MM 1372	29.5 749	32 813	48 1219	19 483	18 457	36 914	14 356					
			RTA 00	1 per carton											

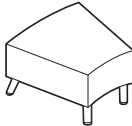
DESCRIPTION		FEATURES	MODEL#	STANDARD TEXTILE GRADES												
 7714L (Left arm)	 7714R (Right arm)	OS Curve - Two Seater - High Back w/One Arm COM: 6.5 YD 5.94 M Unit weight: 66 LB 30 KG Carton weight: 88 LB 39.92 KG Carton volume: 54 FT³ 1.52 MT³		1	2	3	4	5	6	7	8	9	10	11	12	
				7714L	3486	3694	3870	4071	4403	4708	5014	5280	5612	5924	6346	6944
				OVERALL DIMENSIONS W D H			SEAT DIMENSIONS W D H			BACK DIMENSIONS W H						
				IN 54.5 MM 1384	29.5 749	41.5 1054	48 1219	19 483	18 457	36 914	24 610					
			RTA 00	1 per carton												
 7714NA		Armless OS Curve - Two Seater - High Back COM: 6 YD 5.49 M Unit weight: 56 LB 25.5 KG Carton weight: 78 LB 35.38 KG Carton volume: 54 FT³ 1.52 MT³		1	2	3	4	5	6	7	8	9	10	11	12	
				7714NA	3242	3434	3596	3782	4088	4370	4652	4898	5204	5492	5882	6434
				OVERALL DIMENSIONS W D H			SEAT DIMENSIONS W D H			BACK DIMENSIONS W H						
				IN 54 MM 1372	29.5 749	41.5 1054	48 1219	19 483	18 457	36 914	24 610					
			RTA 00	1 per carton												
 7715L (Left arm)	 7715R (Right arm)	OS Curve - Two Seater - Extended Back w/One Arm COM: 7 YD 6.4 M Unit weight: 70 LB 31.8 KG Carton weight: 93 LB 42.18 KG Carton volume: 62.75 FT³ 1.77 MT³		1	2	3	4	5	6	7	8	9	10	11	12	
				7715L	3797	4021	4210	4427	4784	5113	5442	5729	6086	6422	6877	7521
				OVERALL DIMENSIONS W D H			SEAT DIMENSIONS W D H			BACK DIMENSIONS W H						
				IN 54.5 MM 1384	29.5 749	47 1194	48 1219	19 483	18 457	36 914	29 737					
			RTA 00	1 per carton												
 7715NA		Armless OS Curve - Two Seater - Ext. High Back COM: 6.75 YD 6.17 M Unit weight: 60 LB 27.3 KG Carton weight: 83 LB 37.65 KG Carton volume: 62.75 FT³ 1.77 MT³		1	2	3	4	5	6	7	8	9	10	11	12	
				7715NA	3553	3769	3951	4161	4505	4822	5139	5416	5760	6084	6523	7144
				OVERALL DIMENSIONS W D H			SEAT DIMENSIONS W D H			BACK DIMENSIONS W H						
				IN 54 MM 1372	29.5 749	47 1194	48 1219	19 483	18 457	36 914	29 737					
			RTA 00	1 per carton												
 7716		Armless Corner Unit - Standard Back COM: 5.5 YD 5.03 M Unit weight: 55 LB 25 KG Carton weight: 75 LB 34.02 KG Carton volume: 49 FT³ 1.38 MT³		1	2	3	4	5	6	7	8	9	10	11	12	
				7716	3676	3852	4001	4171	4452	4710	4969	5194	5475	5739	6096	6602
				OVERALL DIMENSIONS W D H			SEAT DIMENSIONS W D H			BACK DIMENSIONS W H						
				IN 38 MM 965	38 965	32 813	24 610	19 483	18 457	24 610	14 356					
			RTA 00	1 per carton												

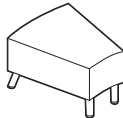
DESCRIPTION	FEATURES	MODEL#	STANDARD TEXTILE GRADES												
	Armless Corner Unit - High Back COM: 7.75 YD 7.09 M Unit weight: 60 LB 27.3 KG Carton weight: 82 LB 37.19 KG Carton volume: 49 FT³ 1.38 MT³		1	2	3	4	5	6	7	8	9	10	11	12	
			7717	4666	4914	5123	5364	5759	6123	6487	6805	7200	7572	8076	8789
			OVERALL DIMENSIONS			SEAT DIMENSIONS			BACK DIMENSIONS						
			W	D	H	W	D	H	W	H					
			IN 38	38	41.5	24	19	18			24	24			
			MM 965	965	1054	610	483	457			610	610			
			RTA 00		1 per carton										
	Armless Corner Unit - Extended Back COM: 8.5 YD 7.77 M Unit weight: 65 LB 29.5 KG Carton weight: 88 LB 39.92 KG Carton volume: 49 FT³ 1.38 MT³		1	2	3	4	5	6	7	8	9	10	11	12	
			7718	5181	5453	5683	5946	6380	6779	7179	7527	7961	8369	8921	9703
			OVERALL DIMENSIONS			SEAT DIMENSIONS			BACK DIMENSIONS						
			W	D	H	W	D	H	W	H					
			IN 38	38	47	24	19	18			24	29			
			MM 965	965	1194	610	483	457			610	737			
			RTA 00		1 per carton										
	Two Seater Bench COM: 2.25 YD 2.06 M Unit weight: 31 LB 14.1 KG Carton weight: 41 LB 18.6 KG Carton volume: 21.25 FT³ 0.6 MT³		1	2	3	4	5	6	7	8	9	10	11	12	
			7725	1796	1868	1929	1999	2113	2219	2325	2417	2532	2640	2786	2993
			OVERALL DIMENSIONS			SEAT DIMENSIONS			BACK DIMENSIONS						
			W	D	H	W	D	H	W	H					
			IN 48.5	28	17.5	-	-	-			-	-			
			MM 1232	711	445	-	-	-			-	-			
			RTA 00		1 per carton										
	IS Curve - Two Seater Bench COM: 3 YD 2.74 M Unit weight: 31 LB 14.1 KG Carton weight: 41 LB 18.6 KG Carton volume: 21.25 FT³ 0.6 MT³		1	2	3	4	5	6	7	8	9	10	11	12	
			7726	2609	2705	2786	2879	3032	3173	3314	3437	3590	3734	3929	4205
			OVERALL DIMENSIONS			SEAT DIMENSIONS			BACK DIMENSIONS						
			W	D	H	W	D	H	W	H					
			IN 54	28	17.5	-	-	-			-	-			
			MM 1372	711	445	-	-	-			-	-			
			RTA 00		1 per carton										
	OS Curve - Two Seater Bench COM: 3 YD 2.74 M Unit weight: 31 LB 14.1 KG Carton weight: 41 LB 18.6 KG Carton volume: 21.25 FT³ 0.6 MT³		1	2	3	4	5	6	7	8	9	10	11	12	
			7727	2597	2693	2774	2867	3020	3161	3302	3425	3578	3722	3917	4193
			OVERALL DIMENSIONS			SEAT DIMENSIONS			BACK DIMENSIONS						
			W	D	H	W	D	H	W	H					
			IN 54	28	17.5	-	-	-			-	-			
			MM 1372	711	445	-	-	-			-	-			
			RTA 00		1 per carton										

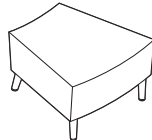
DESCRIPTION	FEATURES	MODEL#	STANDARD TEXTILE GRADES											
	Square Single Seater Bench COM: 1.75 YD <i>1.6 M</i> Unit weight: 25 LB <i>11.4 KG</i> Carton weight: 30 LB <i>13.61 KG</i> Carton volume: 9.25 FT³ <i>0.26 MT³</i>	For power/USB unit please see electrical placement chart. Includes ganging hardware (2 sides).												
			OVERALL DIMENSIONS			SEAT DIMENSIONS			BACK DIMENSIONS					
			W	D	H	W	D	H	W	H				
			IN 24.5 MM 622	28 711	17.5 445	- -	- -	- -	- -	- -				
		RTA 00	1 per carton											
	36" Dia. - Round Bench COM: 3 YD <i>2.74 M</i> Unit weight: 41 LB <i>18.6 KG</i> Carton weight: 46 LB <i>20.87 KG</i> Carton volume: 18.25 FT³ <i>0.51 MT³</i>	No power/USB unit. Freestanding unit only.												
			OVERALL DIMENSIONS			SEAT DIMENSIONS			BACK DIMENSIONS					
			W	D	H	W	D	H	W	H				
			IN 36 MM 914	36 914	17.5 445	- -	- -	- -	- -	- -				
		RTA 00	1 per carton											
	42" Dia. - Round Bench COM: 3.25 YD <i>2.97 M</i> Unit weight: 45 LB <i>20.5 KG</i> Carton weight: 50 LB <i>22.68 KG</i> Carton volume: 22 FT³ <i>0.62 MT³</i>	No power/USB unit. Freestanding unit only.												
			OVERALL DIMENSIONS			SEAT DIMENSIONS			BACK DIMENSIONS					
			W	D	H	W	D	H	W	H				
			IN 42 MM 1067	42 1067	17.5 445	- -	- -	- -	- -	- -				
		RTA 00	1 per carton											
	30" Square Laminate Coffee Table COM: N/A Unit weight: 48 LB <i>21.8 KG</i> Carton weight: 61 LB <i>27.67 KG</i> Carton volume: 11.5 FT³ <i>0.32 MT³</i>	For power/USB unit please see electrical placement chart. Freestanding unit only.	List price											
			7731	1392										
			OVERALL DIMENSIONS			SEAT DIMENSIONS			BACK DIMENSIONS					
			W	D	H	W	D	H	W	H				
			IN 30 MM 762	30 762	17 432	- -	- -	- -	- -	- -				
		RTA 00	1 per carton											
	36" Square Laminate Coffee Table COM: N/A Unit weight: 70 LB <i>31.8 KG</i> Carton weight: 85 LB <i>38.56 KG</i> Carton volume: 16.5 FT³ <i>0.46 MT³</i>	For Power/USB unit please see electrical placement chart. Freestanding unit only.	List price											
			7732	1582										
			OVERALL DIMENSIONS			SEAT DIMENSIONS			BACK DIMENSIONS					
			W	D	H	W	D	H	W	H				
			IN 36 MM 914	36 914	17 432	- -	- -	- -	- -	- -				
		RTA 00	1 per carton											

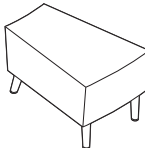
274  globalfurnituregroup.com | canadian


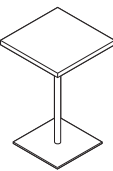



DESCRIPTION	FEATURES	MODEL#	STANDARD TEXTILE GRADES								
	Rectangular Laminate End Table COM: N/A Unit weight: 28 LB 12.7 KG Carton weight: 34 LB 15.42 KG Carton volume: 5.5 FT³ 0.15 MT³			List price							
				7738 1401							
				OVERALL DIMENSIONS		SEAT DIMENSIONS		BACK DIMENSIONS			
				W	D	H	W	D	H	W	H
				IN 15	27.25	17	-	-	-	-	-
				MM 381	692	432	-	-	-	-	-
				RTA 00		1 per carton					

	IS Curve Wide Wedge Laminate End Table COM: N/A Unit weight: 40 LB 18.2 KG Carton weight: 50 LB 22.68 KG Carton volume: 9.5 FT³ 0.26 MT³			List price							
				7739 1850							
				OVERALL DIMENSIONS		SEAT DIMENSIONS		BACK DIMENSIONS			
				W	D	H	W	D	H	W	H
				IN 27.25	27.25	17	-	-	-	-	-
				MM 692	692	432	-	-	-	-	-
				RTA 00		1 per carton					

	IS Curve Narrow Wedge Laminate End Table COM: N/A Unit weight: 28 LB 12.7 KG Carton weight: 34 LB 15.42 KG Carton volume: 6.5 FT³ 0.18 MT³			List price							
				7740 1499							
				OVERALL DIMENSIONS		SEAT DIMENSIONS		BACK DIMENSIONS			
				W	D	H	W	D	H	W	H
				IN 18.25	27.25	17	-	-	-	-	-
				MM 464	692	432	-	-	-	-	-
				RTA 00		1 per carton					

	OS Curve - Wide Wedge Laminate End Table COM: N/A Unit weight: 40 LB 18.2 KG Carton weight: 50 LB 22.68 KG Carton volume: 9.5 FT³ 0.26 MT³			List price							
				7741 1850							
				OVERALL DIMENSIONS		SEAT DIMENSIONS		BACK DIMENSIONS			
				W	D	H	W	D	H	W	H
				IN 27.25	27.25	17	-	-	-	-	-
				MM 692	692	432	-	-	-	-	-
				RTA 00		1 per carton					

	OS Curve - Narrow Wedge Laminate End Table COM: N/A Unit weight: 28 LB 12.7 KG Carton weight: 34 LB 15.42 KG Carton volume: 6.5 FT³ 0.18 MT³			List price							
				7742 1499							
				OVERALL DIMENSIONS		SEAT DIMENSIONS		BACK DIMENSIONS			
				W	D	H	W	D	H	W	H
				IN 18.25	27.25	17	-	-	-	-	-
				MM 464	692	432	-	-	-	-	-
				RTA 00		1 per carton					

DESCRIPTION	FEATURES	MODEL#	STANDARD TEXTILE GRADES												
	18" Round Laminate Laptop Table w/14" Base COM: N/A Unit weight: 22 LB 10 KG Carton weight: 32 LB 14.51 KG Carton volume: 6 FT³ 0.16 MT³	No power/USB unit.	List price												
			7743	1063											
			OVERALL DIMENSIONS			SEAT DIMENSIONS			BACK DIMENSIONS						
			W	D	H	W	D	H	W	H					
			IN 18 MM 457	18 457	25.25 641	-	-	-	-	-					
			RTA 00	courier		1 per carton									
	16" Square Laminate Laptop Table w/14" Base COM: N/A Unit weight: 26 LB 11.8 KG Carton weight: 36 LB 16.33 KG Carton volume: 6 FT³ 0.16 MT³	No power/USB unit.	List price												
			7745	1035											
			OVERALL DIMENSIONS			SEAT DIMENSIONS			BACK DIMENSIONS						
			W	D	H	W	D	H	W	H					
			IN 16 MM 406	16 406	25.25 641	-	-	-	-	-					
			RTA 00	1 per carton											
	Personal Harbor - Standard Back COM: 5.5 YD 5.03 M Unit weight: 70 LB 31.8 KG Carton weight: 85 LB 38.56 KG Carton volume: 31.75 FT³ 0.89 MT³	For power/USB unit please see electrical placement chart. Freestanding unit only. *High traffic model.													
				1	2	3	4	5	6	7	8	9	10	11	12
			7746	3124	3300	3449	3619	3900	4158	4417	4642	4923	5187	5544	6050
			7786*	3568	3744	3893	4063	4344	4602	4861	5086	5367	5631	5988	6494
			OVERALL DIMENSIONS			SEAT DIMENSIONS			BACK DIMENSIONS						
W	D	H	W	D	H	W	H								
IN 45 MM 1143	29.5 749	32 813	24 610	19 483	18 457			27 686		14 356					
			RTA 00	1 per carton											
	Personal Harbor - High Back COM: 7.75 YD 7.09 M Unit weight: 86 LB 39.1 KG Carton weight: 101 LB 45.81 KG Carton volume: 40.25 FT³ 1.13 MT³	For power/USB unit please see electrical placement chart. Freestanding unit only. *High traffic model.													
				1	2	3	4	5	6	7	8	9	10	11	12
			7747	4397	4645	4854	5095	5490	5854	6218	6536	6931	7303	7807	8520
			7787*	4970	5218	5427	5668	6063	6427	6791	7109	7504	7876	8380	9093
			OVERALL DIMENSIONS			SEAT DIMENSIONS			BACK DIMENSIONS						
W	D	H	W	D	H	W	H								
IN 45 MM 1143	29.5 749	41.5 1054	24 610	19 483	18 457			27 686		24 610					
			RTA 00	1 per carton											
	Personal Harbor - Extended Back COM: 8.5 YD 7.77 M Unit weight: 102 LB 46.4 KG Carton weight: 117 LB 53.07 KG Carton volume: 45.75 FT³ 1.29 MT³	For power/USB unit please see electrical placement chart. Freestanding unit only. *High traffic model.													
				1	2	3	4	5	6	7	8	9	10	11	12
			7748	4946	5218	5448	5711	6145	6544	6944	7292	7726	8134	8686	9468
			7788*	5389	5661	5891	6154	6588	6987	7387	7735	8169	8577	9129	9911
			OVERALL DIMENSIONS			SEAT DIMENSIONS			BACK DIMENSIONS						
W	D	H	W	D	H	W	H								
IN 45 MM 1143	29.5 749	47 1194	24 610	19 483	18 457			27 686		29 737					
			RTA 00	1 per carton											

RIVER+ SEATING



River+ Benches & Tables



For River+ benches, please see page 291.
For River+ tables, please see page 296.

EXAMPLE RIVER+ SEATING ORDER CODE:

R27802	-NS	-CE90	-NS	-CE90	-	-FO
Model number	Sealed Seams (back)	Back textile	Sealed seams (seat)	Seat textile	Shelf finish	Connector finish
-CHM	-S6	-NC				
Leg finish	Leg selection	Additional weight				

Additional Options specify at end of order code.	SPECIFY CODE
Additional weight See each model for amount of added weight and upcharge. For models ending in S, applies only to leg selection (S6).	CW
Bottom selection Black lining (standard) Vinyl sealed bottom w/staple strip. Upcharges vary, see model.* Steel bottom. Upcharges vary, see model.**	SB SU BS
Power unit finish Jet Black White	J W
Power/USB unit position (see electrical placement images, not available on corner units) Front left Front right Side left Side right Power/USB unit position (models with shelf only) Center back	\$717 per unit F1 F2 S1 S2 CB
Tamperproof fasteners Upcharges vary, see model.	TP
Moisture barrier Upcharges vary, see model.	MB
Accessory hook finish (for models with shelf) Night. No Upcharge. Fog. No Upcharge. Latte. No Upcharge.	BK FO LB

*linking hardware is lowered to clear the staple strip.
Units will only gang with other units with sealed bottom.
**cannot be combined with linking hardware or power units

STANDARD FEATURES

- A modular series that is composed of straight, curved and corner sections.
- Same seat height units with no upholstered arms can be linked together to create a variety of layouts. Ganging hardware is standard (factory installed) and swivels out of the way when not in use.
- The unique tapered legs are made of welded steel, with each leg bolted directly to the unit frame. Standard leg height is 6.5". The leg height makes it easy to clean under the product.
- Legs are standard in Chrome (CHM) with Black nylon non-scratch height adjustable glides.
- Modular, aluminum loop arms are sold separately (with or without nylon armcaps). These relocatable arms are field installed at any seat to back connector.
- Seating frames are heavy duty with interlocking plywood, puzzle box construction, and are made for active environments. Seats are high density with highly resilient foam.
- Seat to back connector components join back and seat; maintaining offset for cleanout. Connector is available in three finishes.
- All River+ seating models meet or exceed the applicable ANSI/BIFMA standards and are backed by Global's Heavy Duty warranty.
- River+ seating is rated for an active weight up to 600 lbs. per seat and 24/7 use.
- For heavy duty application, Global's Limited Lifetime Warranty is applicable only on fabrics that are rated for 100,000+ double rubs.
- Upholstery options: fabric, vinyl or leather. Leather only recommended on seat and may feature a horizontal stitch detail.
- All units are shipped fully assembled.

OPTIONAL FEATURES

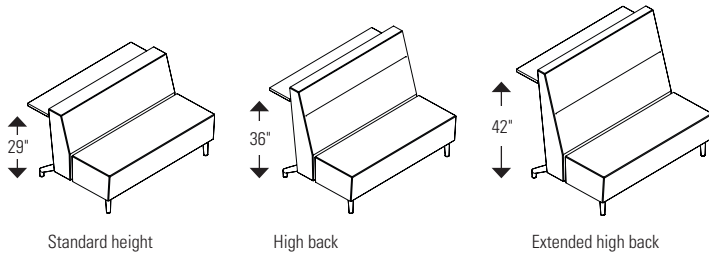
- To add sealed seams to your product, please specify (S2), (SE) - see each model for upcharges.
- A 10" deep, 1" thick back shelf is available on two and three seater units, as well as select corner units, in many low pressure laminate finishes. Shelf supports are aluminum with accessory hook in three finishes. Weight capacity: Shelf - 50 lbs. per seat; Hook - 20 lbs. each.
- Units with shelf available with 6.5" leg. Back legs on these models are (E6) extended legs, as standard.
- To specify tapered legs on shelf models to match models without shelf, select (C6) leg with counterweight. Available on models ending in "S". Upcharges vary.
- Floor mount legs are available. Please specify (F6). Models with shelf will have extended legs. Fastening hardware not included.
- Products can be weighted to reduce the ease of movement. For additional weight options, please specify (CW) - see each model for available additional weight and upcharge.
- Underside of seat is standard with black lining (SB). For improved housekeeping and infection control practices, the underside of the seat can be finished with PVC (vinyl) and sealed to prevent penetration of liquids. Please specify (SU) - see each model for upcharge.
- Steel bottom provides tamperproof protection (includes tamperproof screws). Please specify (BS) - see each model for upcharge. Note: electrical option and ganging are not available with steel bottom.
- Most seating (except corner units) can be specified with power/USB units, which include one power outlet, one double USB terminal with a matching 120" three-prong power cord.
- Power/USB units can be specified in a variety predetermined locations, as shown in the electrical illustrations. Electrical units must be factory installed.

- Power/USB units are available with either Jet Black (J) face plate with Black power/USB receptacles or with a White (W) face plate with White power/USB receptacles.
- Tamperproof fasteners can be requested for a higher level of safety (ganging brackets are not included). Please specify (TP) - see each model for upcharge.
- For moisture barrier on seat, please specify (MB) - see each model for upcharge.

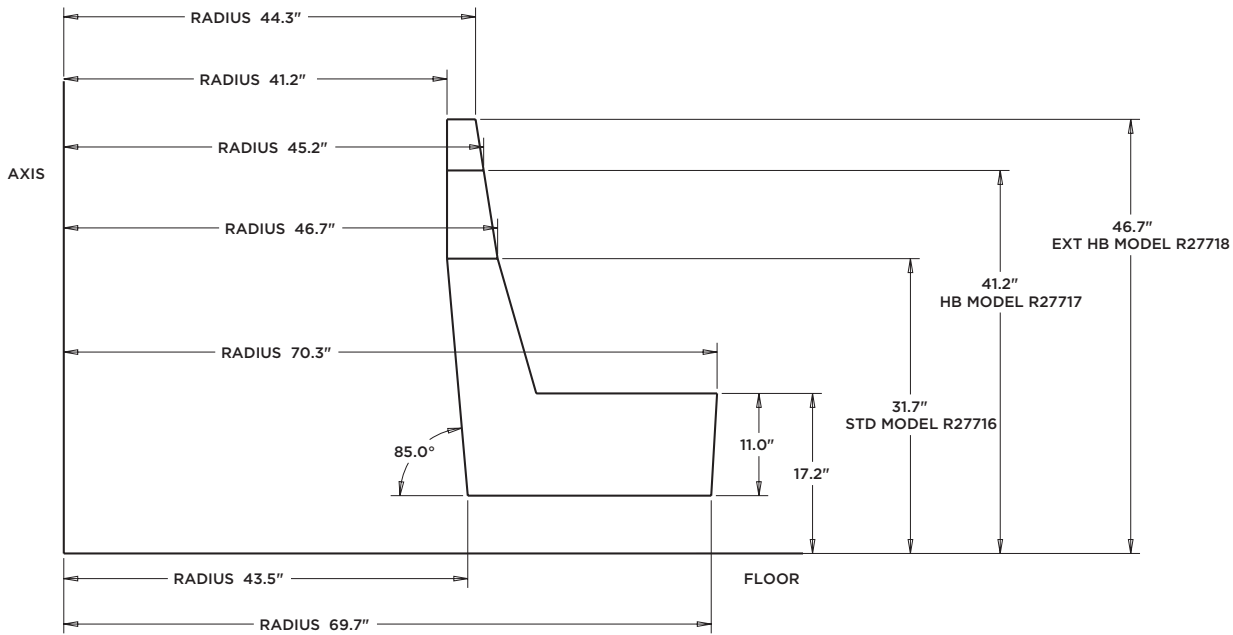
Please add option codes in the following order:

- **Model number**
R27801 to R27803 Lounge chairs
R27804 to R27806 Two seaters
R27807 to R27809 Three seaters
R27810 to R27812 Bariatric lounge chairs
R27815 to R27817 Inside curve two seaters
R27818 to R27820 Outside curve two seaters
R27821 to R27823 90 degree corners
R27824 to R27826 120 degree corners
- Add (S) to model # if ordering with a back shelf (excludes lounge chairs and bariatric models).
- **Back + upholstered arms sealed seams (NS)** Standard seams.
(S2) Back sealed seams. Upcharges vary, see model.
- **Back + upholstered arms textile**
Specify textile code.
- **Seat sealed seams (NS)** Standard seams.
(SE) Seat sealed seams. Upcharges vary, see model.
- **Seat textile**
Specify textile code.
- **Back shelf finish** (for models ending in S)
(colors shown on website)
(ACJ) Absolute Acajou (FCL) First Class
(ASN) Asian Night (NBL) Noce Biondo
(AWC) Avant Cherry (NGL) Noce Grigio
(AWH) Avant Honey (NEL) Noce Leggero
(BLK) Black (NML) Noce Medio
(BZD) Blizzard (QTM) Quartered Mahogany
(BRC) Brushed Cobalt (SBY) Sheer Beauty
(CMB) Clear Maple (SDT) Stonedust
(CGY) Custom Grey (SOG) Storm Grey
(DES) Dark Espresso (WHE) Walnut Heights
(DWT) Designer White (WHC) White Chocolate
(FAS) Fashionista (WCR) Winter Cherry
- **Seat to back connector finish**
(BK) Night. No upcharge.
(FO) Fog. No upcharge.
(LB) Latte. No upcharge.
- **Leg finish**
For leg finish options, please see page 360.
No upcharges.
- **Leg selection** (models without shelf)
(S6) Standard seat height (17.5"), 6.5" leg w/ adjustable glides. No upcharge.
(S8) High seat (19"), 8" leg w/adjustable glides. No upcharge.
(F6) Standard seat height (17.5"), 6.5" leg w/floor mount. Add \$90 for straight units; \$113 for curved, corner units.
(F8) High seat (19"), 8" leg w/floor mount. Add \$90 for straight units; \$113 for curved, corner units.
- **Leg selection** (models with shelf)
(E6) Standard seat height (17.5"), 6.5" extended leg w/adjustable glides.
(F6) Standard seat height (17.5"), 6.5" extended leg w/floor mount. Add \$90 for straight units; \$113 for curved, corner units.
(C6) Standard seat height (17.5"), 6.5" leg w/adjustable glides and counterweight. Upcharges vary, see model.
- **Additional weight** (not available on all models)
(NC) No added weight. No upcharge.
(CW) Counterweight. See each model for weight added and upcharge.

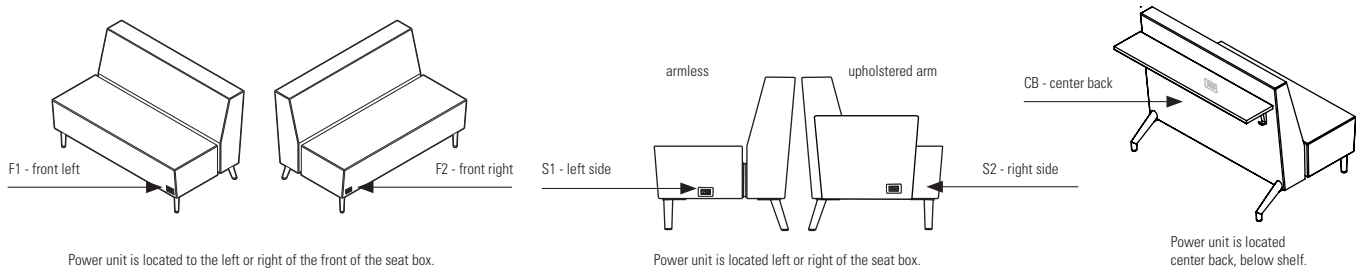
SHELF HEIGHTS

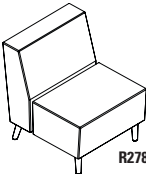

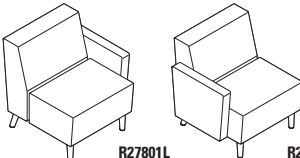
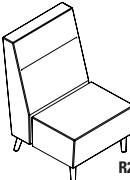



DIMENSIONS

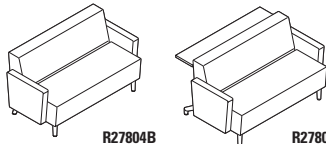
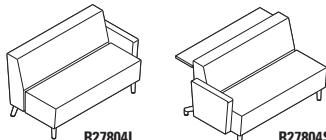
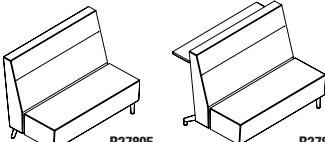
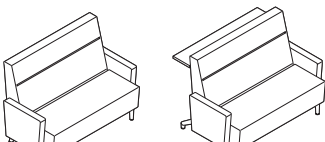
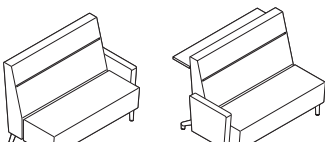


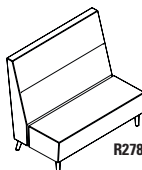
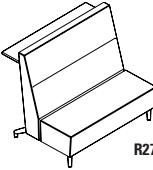
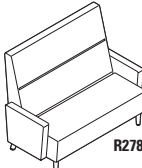
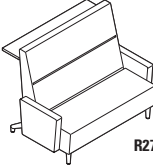
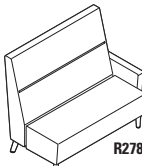
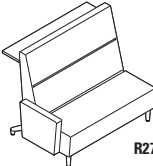
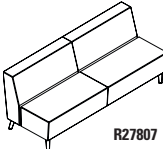
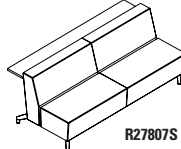
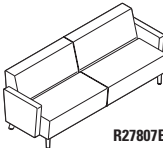
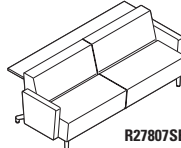
ELECTRICAL PLACEMENT



DESCRIPTION	FEATURES	MODEL#	STANDARD TEXTILE GRADES											
 R27801	For power/USB unit, please see electrical placement chart. Includes ganging hardware (2 sides).	R27801	1	2	3	4	5	6	7	8	9	10	11	12
			1691	1811	1912	2029	2220	2396	2572	2726	2917	3097	3341	3686
			OVERALL DIMENSIONS W D H			SEAT DIMENSIONS W D H			BACK DIMENSIONS W H					
			IN 26 MM 660	30 762	32 813	26 660	19 483	18 457	26 660	14 356				
Lounge Chair - Standard Back COM: 3.75 YD 3.43 M Unit weight: 47 LB 21.4 KG Carton weight: 61 LB 27.67 KG Carton volume: 19.75 FT³ 0.55 MT³	Add \$52, \$46 for (S2), (SE) Add \$533 for 36 lbs. (CW) Add \$59 for (SU) or \$298 for (BS) Add \$28 for (TP) Add \$81 for (MB)	RTA 00	1 per carton											
 R27801B	For power/USB unit, please see electrical placement chart. Ganging not available.	R27801B	1	2	3	4	5	6	7	8	9	10	11	12
			2285	2469	2624	2803	3096	3366	3636	3872	4165	4441	4815	5344
			OVERALL DIMENSIONS W D H			SEAT DIMENSIONS W D H			BACK DIMENSIONS W H					
			IN 33 MM 838	30 762	32 813	26 660	19 483	18 457	26 660	14 356				
Lounge Chair - Standard Back w/Uph Arms COM: 5.75 YD 5.26 M Unit weight: 67 LB 30.5 KG Carton weight: 82 LB 37.19 KG Carton volume: 24.5 FT³ 0.69 MT³	Add \$91, \$46 for (S2), (SE) Add \$533 for 36 lbs. (CW) Add \$57 for (SU) or \$285 for (BS) Add \$28 for (TP) Add \$77 for (MB)	RTA 00	1 per carton											
 R27801L R27801R	For power/USB unit, please see electrical placement chart. Includes ganging hardware (1 side only).	R27801L R27801R	1	2	3	4	5	6	7	8	9	10	11	12
			1988	2140	2268	2416	2658	2881	3104	3299	3541	3769	4078	4515
			OVERALL DIMENSIONS W D H			SEAT DIMENSIONS W D H			BACK DIMENSIONS W H					
			IN 29.5 MM 749	30 762	32 813	26 660	19 483	18 457	26 660	14 356				
Lounge Chair - Standard Back w/Uph Arms (Left/Right) COM: 4.75 YD 4.34 M Unit weight: 57 LB 25.9 KG Carton weight: 72 LB 32.66 KG Carton volume: 24.5 FT³ 0.69 MT³	Add \$71, \$46 for (S2), (SE) Add \$533 for 36 lbs. (CW) Add \$57 for (SU) or \$285 for (BS) Add \$28 for (TP) Add \$77 for (MB)	RTA 00	1 per carton											
 R27802	For power/USB unit, please see electrical placement chart. Includes ganging hardware (2 sides).	R27802	1	2	3	4	5	6	7	8	9	10	11	12
			1878	2022	2143	2284	2513	2724	2935	3120	3349	3565	3858	4272
			OVERALL DIMENSIONS W D H			SEAT DIMENSIONS W D H			BACK DIMENSIONS W H					
			IN 26 MM 660	30.5 775	41.5 1054	26 660	19 483	18 457	26 660	23.5 597				
Lounge Chair - High Back COM: 4.5 YD 4.11 M Unit weight: 52 LB 23.6 KG Carton weight: 71 LB 32.21 KG Carton volume: 24.75 FT³ 0.7 MT³	Add \$72, \$46 for (S2), (SE) Add \$533 for 36 lbs. (CW) Add \$59 for (SU) or \$298 for (BS) Add \$28 for (TP) Add \$81 for (MB)	RTA 00	1 per carton											
 R27802B	For power/USB unit, please see electrical placement chart. Ganging not available.	R27802B	1	2	3	4	5	6	7	8	9	10	11	12
			2472	2680	2855	3058	3389	3694	3999	4266	4597	4909	5332	5930
			OVERALL DIMENSIONS W D H			SEAT DIMENSIONS W D H			BACK DIMENSIONS W H					
			IN 33 MM 838	30.5 775	41.5 1054	26 660	19 483	18 457	26 660	23.5 597				
Lounge Chair - High Back w/Uph Arms COM: 6.5 YD 5.94 M Unit weight: 72 LB 32.7 KG Carton weight: 88.5 LB 40.14 KG Carton volume: 31.25 FT³ 0.88 MT³	Add \$112, \$46 for (S2), (SE) Add \$533 for 36 lbs. (CW) Add \$59 for (SU) or \$298 for (BS) Add \$28 for (TP) Add \$81 for (MB)	RTA 00	1 per carton											

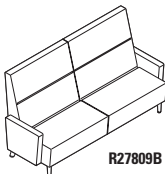
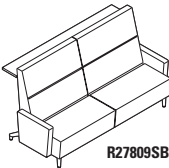

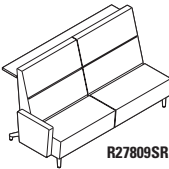

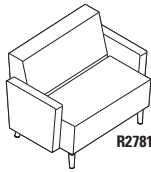
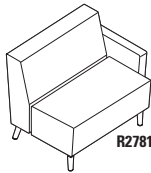
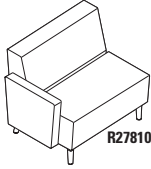
DESCRIPTION		FEATURES	MODEL#	STANDARD TEXTILE GRADES											
 R27802L R27802R		For power/USB unit, please see electrical placement chart.	R27802L R27802R	1	2	3	4	5	6	7	8	9	10	11	12
				2175	2351	2499	2671	2951	3209	3467	3693	3973	4237	4595	5101
				OVERALL DIMENSIONS W D H			SEAT DIMENSIONS W D H			BACK DIMENSIONS W H					
				IN 29.5 MM 749	30.5 775	41.5 1054	26 660	19 483	18 457	26 660	23.5 597				
				RTA 00	1 per carton										
 R27803		For power/USB unit, please see electrical placement chart.	R27803	1	2	3	4	5	6	7	8	9	10	11	12
				1972	2124	2252	2400	2642	2865	3088	3283	3525	3753	4062	4499
				OVERALL DIMENSIONS W D H			SEAT DIMENSIONS W D H			BACK DIMENSIONS W H					
				IN 26 MM 660	31 787	47 1194	26 660	19 483	18 457	26 660	29 597				
				RTA 00	1 per carton										
 R27803B		For power/USB unit, please see electrical placement chart.	R27803B	1	2	3	4	5	6	7	8	9	10	11	12
				2566	2782	2964	3174	3518	3835	4152	4429	4773	5097	5536	6157
				OVERALL DIMENSIONS W D H			SEAT DIMENSIONS W D H			BACK DIMENSIONS W H					
				IN 33 MM 838	31 787	47 1194	26 660	19 483	18 457	26 660	29 737				
				RTA 00	1 per carton										
 R27803L R27803R		For power/USB unit, please see electrical placement chart.	R27803L R27803R	1	2	3	4	5	6	7	8	9	10	11	12
				2269	2453	2608	2787	3080	3350	3620	3856	4149	4425	4799	5328
				OVERALL DIMENSIONS W D H			SEAT DIMENSIONS W D H			BACK DIMENSIONS W H					
				IN 29.5 MM 749	31 787	47 1194	26 660	19 483	18 457	26 660	29 737				
				RTA 00	1 per carton										
 R27804 R27804S		For power/USB unit, please see electrical placement chart.	R27804 R27804S	1	2	3	4	5	6	7	8	9	10	11	12
				2647	2799	2927	3075	3317	3540	3763	3958	4200	4428	4737	5174
				3209	3361	3489	3637	3879	4102	4325	4520	4762	4990	5299	5736
				shelf model IN W52 D40.5 H32 MM W1321 D1029 H813											
				OVERALL DIMENSIONS W D H			SEAT DIMENSIONS W D H			BACK DIMENSIONS W H					
Two Seater - Standard Back COM: 4.75 YD 4.34 M Unit weight: 91 LB 41.4 KG Carton weight: 113 LB 51.26 KG Carton volume: 28 FT³ 0.79 MT³		Includes ganging hardware (2 sides).	R27804 R27804S	IN 52 MM 1321	30 762	32 813	52 1321	19 483	18 457	52 1321	14 356				
				RTA 00	1 per carton										

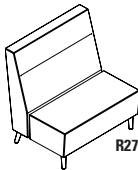

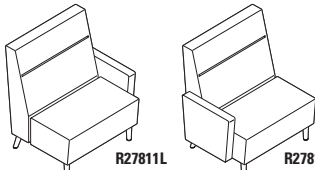
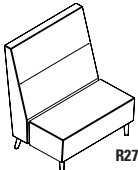
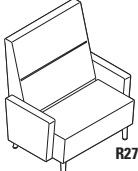
DESCRIPTION	FEATURES	MODEL#	STANDARD TEXTILE GRADES												
 R27804B R27804SB	For power/USB unit, please see electrical placement chart. Ganging not available.		1	2	3	4	5	6	7	8	9	10	11	12	
			R27804B	3241	3457	3639	3849	4193	4510	4827	5104	5448	5772	6211	6832
			R27804SB	3803	4019	4201	4411	4755	5072	5389	5666	6010	6334	6773	7394
shelf model in W59 D40.5 H32 <i>MM W1499 D1029 H813</i>															
Two Seater - Standard Back w/Uph Arms COM: 6.75 YD 6.17 M Unit weight: 111 LB 50.5 KG Carton weight: 133 LB 60.33 KG Carton volume: 42.5 FT³ 1.2 MT³	Add \$127, \$71 for (S2) , (SE) Add \$1067 for 72 lbs. (CW) , (C6) Add \$119 for (SU) or \$476 for (BS) Add \$28 for (TP) Add \$161 for (MB)	RTA 00	OVERALL DIMENSIONS			SEAT DIMENSIONS			BACK DIMENSIONS						
			W	D	H	W	D	H	W	H					
			IN 59	30	32	52	19	18	52	14					
			<i>MM 1499</i>	<i>762</i>	<i>813</i>	<i>1321</i>	<i>483</i>	<i>457</i>	<i>1321</i>	<i>356</i>					
						1 per carton									
 R27804L R27804SR	For power/USB unit, please see electrical placement chart. Includes ganging hardware (1 side only).		1	2	3	4	5	6	7	8	9	10	11	12	
			R27804L	2944	3128	3283	3462	3755	4025	4295	4531	4824	5100	5474	6003
			R27804SR	3506	3690	3845	4024	4317	4587	4857	5093	5386	5662	6036	6565
shelf model in W55.5 D40.5 H32 <i>MM W1410 D1029 H813</i>															
Two Seater - Standard Back w/Uph Arms (Left/Right) COM: 5.75 YD 5.26 M Unit weight: 101 LB 45.9 KG Carton weight: 123 LB 55.79 KG Carton volume: 42.5 FT³ 1.2 MT³	Add \$106, \$71 for (S2) , (SE) Add \$1067 for 72 lbs. (CW) , (C6) Add \$119 for (SU) or \$476 for (BS) Add \$28 for (TP) Add \$161 for (MB)	RTA 00	OVERALL DIMENSIONS			SEAT DIMENSIONS			BACK DIMENSIONS						
			W	D	H	W	D	H	W	H					
			IN 55.5	30	32	52	19	18	52	14					
			<i>MM 1410</i>	<i>762</i>	<i>813</i>	<i>1321</i>	<i>483</i>	<i>457</i>	<i>1321</i>	<i>356</i>					
						1 per carton									
 R27805 R27805S	For power/USB unit, please see electrical placement chart. Includes ganging hardware (2 sides).		1	2	3	4	5	6	7	8	9	10	11	12	
			R27805	2946	3122	3271	3441	3722	3980	4239	4464	4745	5009	5366	5872
			R27805S	3508	3684	3833	4003	4284	4542	4801	5026	5307	5571	5928	6434
shelf model in W52 D41 H41.5 <i>MM W1321 D1041 H1054</i>															
Two Seater - High Back COM: 5.5 YD 5.03 M Unit weight: 94 LB 42.7 KG Carton weight: 116 LB 52.62 KG Carton volume: 19.75 FT³ 0.55 MT³	Add \$115, \$71 for (S2) , (SE) Add \$1067 for 72 lbs. (CW) , (C6) Add \$119 for (SU) or \$476 for (BS) Add \$28 for (TP) Add \$161 for (MB)	RTA 00	OVERALL DIMENSIONS			SEAT DIMENSIONS			BACK DIMENSIONS						
			W	D	H	W	D	H	W	H					
			IN 52	30.5	41.5	52	19	18	52	23.5					
			<i>MM 1321</i>	<i>775</i>	<i>1054</i>	<i>1321</i>	<i>483</i>	<i>457</i>	<i>1321</i>	<i>597</i>					
						1 per carton									
 R27805B R27805SB	For power/USB unit, please see electrical placement chart. Ganging not available.		1	2	3	4	5	6	7	8	9	10	11	12	
			R27805B	3540	3780	3983	4215	4598	4950	5303	5610	5993	6353	6840	7530
			R27805SB	4102	4342	4545	4777	5160	5512	5865	6172	6555	6915	7402	8092
shelf model in W59 D41 H41.5 <i>MM W1499 D1041 H1054</i>															
Two Seater - High Back w/Uph Arms COM: 7.5 YD 6.86 M Unit weight: 114 LB 51.8 KG Carton weight: 116 LB 52.62 KG Carton volume: 19.75 FT³ 0.55 MT³	Add \$155, \$71 for (S2) , (SE) Add \$1067 for 72 lbs. (CW) , (C6) Add \$119 for (SU) or \$476 for (BS) Add \$28 for (TP) Add \$161 for (MB)	RTA 00	OVERALL DIMENSIONS			SEAT DIMENSIONS			BACK DIMENSIONS						
			W	D	H	W	D	H	W	H					
			IN 59	30.5	41.5	52	19	18	52	23.5					
			<i>MM 1499</i>	<i>775</i>	<i>1054</i>	<i>1321</i>	<i>483</i>	<i>457</i>	<i>1321</i>	<i>597</i>					
						1 per carton									
 R27805L R27805SR	For power/USB unit, please see electrical placement chart. Includes ganging hardware (1 side only).		1	2	3	4	5	6	7	8	9	10	11	12	
			R27805L	3243	3451	3627	3828	4160	4465	4771	5037	5369	5681	6103	6701
			R27805SR	3805	4013	4189	4390	4722	5027	5333	5599	5931	6243	6665	7263
shelf model in W55.5 D41 H41.5 <i>MM W1410 D1041 H1054</i>															
Two Seater - High Back w/Uph Arms (Left/Right) COM: 6.5 YD 5.94 M Unit weight: 104 LB 47.3 KG Carton weight: 128 LB 58.06 KG Carton volume: 54 FT³ 1.52 MT³	Add \$134, \$71 for (S2) , (SE) Add \$1067 for 72 lbs. (CW) , (C6) Add \$119 for (SU) or \$476 for (BS) Add \$28 for (TP) Add \$161 for (MB)	RTA 00	OVERALL DIMENSIONS			SEAT DIMENSIONS			BACK DIMENSIONS						
			W	D	H	W	D	H	W	H					
			IN 55.5	30.5	41.5	52	19	18	52	23.5					
			<i>MM 1410</i>	<i>775</i>	<i>1054</i>	<i>1321</i>	<i>483</i>	<i>457</i>	<i>1321</i>	<i>597</i>					
						1 per carton									

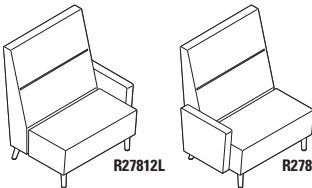
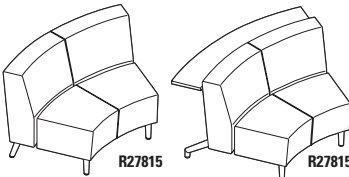
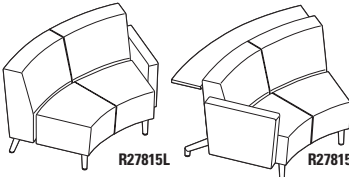
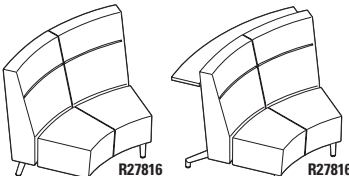
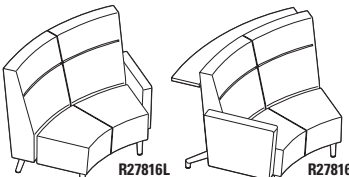
DESCRIPTION		FEATURES	MODEL#	STANDARD TEXTILE GRADES														
				1	2	3	4	5	6	7	8	9	10	11	12			
		For power/USB unit, please see electrical placement chart.	Includes ganging hardware (2 sides).	R27806	3117	3293	3442	3612	3893	4151	4410	4635	4916	5180	5537	6043		
				R27806S	3678	3854	4003	4173	4454	4712	4971	5196	5477	5741	6098	6604		
Two Seater - Extended Back COM: 5.5 YD 5.03 M Unit weight: 106 LB 48.2 KG Carton weight: 71 LB 32.21 KG Carton volume: 24.75 FT³ 0.7 MT³		Add \$123, \$71 for (S2) , (SE) Add \$1067 for 72 lbs. (CW) , (C6) Add \$119 for (SU) or \$476 for (BS) Add \$28 for (TP) Add \$161 for (MB)		OVERALL DIMENSIONS			SEAT DIMENSIONS			BACK DIMENSIONS								
				W	D	H	W	D	H	W	H							
				IN 52	31	47	52	19	18	52	29							
				MM 1321	787	1194	1321	483	457	1321	737							
				RTA 00	1 per carton													
				1	2	3	4	5	6	7	8	9	10	11	12			
		For power/USB unit, please see electrical placement chart.	Ganging not available.	R27806B	3711	3967	4183	4431	4839	5215	5591	5919	6327	6711	7231	7967		
				R27806SB	4272	4528	4744	4992	5400	5776	6152	6480	6888	7272	7792	8528		
Two Seater - Extended Back w/Uph Arms COM: 8 YD 7.32 M Unit weight: 126 LB 57.3 KG Carton weight: 151 LB 68.49 KG Carton volume: 60.5 FT³ 1.71 MT³		Add \$162, \$71 for (S2) , (SE) Add \$1067 for 72 lbs. (CW) , (C6) Add \$119 for (SU) or \$476 for (BS) Add \$28 for (TP) Add \$161 for (MB)		OVERALL DIMENSIONS			SEAT DIMENSIONS			BACK DIMENSIONS								
				W	D	H	W	D	H	W	H							
				IN 59	31	47	52	19	18	52	29							
				MM 1499	787	1194	1321	483	457	1321	737							
				RTA 00	1 per carton													
				1	2	3	4	5	6	7	8	9	10	11	12			
		For power/USB unit, please see electrical placement chart.	Includes ganging hardware (1 side only).	R27806L	3414	3638	3827	4044	4401	4730	5059	5346	5703	6039	6494	7138		
				R27806R														
Two Seater - Extended Back w/Uph Arms (Left/Right) COM: 7 YD 6.4 M Unit weight: 116 LB 52.7 KG Carton weight: 141 LB 63.96 KG Carton volume: 60.5 FT³ 1.71 MT³		Add \$142, \$71 for (S2) , (SE) Add \$1067 for 72 lbs. (CW) , (C6) Add \$119 for (SU) or \$476 for (BS) Add \$28 for (TP) Add \$161 for (MB)		R27806SL	3975	4199	4388	4605	4962	5291	5620	5907	6264	6600	7055	7699		
				R27806SR														
				shelf model IN W55.5 D41.5 H47 MM W1410 D1054 H1194														
				OVERALL DIMENSIONS			SEAT DIMENSIONS			BACK DIMENSIONS								
				W	D	H	W	D	H	W	H							
				IN 55.5	31	47	52	19	18	52	29							
				MM 1410	787	1194	1321	483	457	1321	737							
				RTA 00	1 per carton													
				1	2	3	4	5	6	7	8	9	10	11	12			
		For power/USB unit, please see electrical placement chart.	Includes ganging hardware (2 sides).	R27807	3783	4039	4256	4503	4912	5287	5664	5991	6400	6784	7303	8039		
				R27807S	4531	4787	5004	5251	5660	6035	6412	6739	7148	7532	8051	8787		
Three Seater - Standard Back COM: 8 YD 7.32 M Unit weight: 120 LB 54.5 KG Carton weight: 152 LB 68.95 KG Carton volume: 55.5 FT³ 1.57 MT³		Add \$101, \$84 for (S2) , (SE) Add \$1067 for 72 lbs. (CW) , (C6) Add \$179 for (SU) or \$655 for (BS) Add \$28 for (TP) Add \$243 for (MB)		OVERALL DIMENSIONS			SEAT DIMENSIONS			BACK DIMENSIONS								
				W	D	H	W	D	H	W	H							
				IN 78	30	32	78	19	18	78	14							
				MM 1981	762	813	1981	483	457	1981	356							
				RTA 00	1 per carton													
				1	2	3	4	5	6	7	8	9	10	11	12			
		For power/USB unit, please see electrical placement chart.	Ganging not available.	R27807B	4377	4697	4968	5277	5788	6257	6728	7137	7648	8128	8777	9697		
				R27807SB	5125	5445	5716	6025	6536	7005	7476	7885	8396	8876	9525	10445		
Three Seater - Standard Back w/Uph Arms COM: 10 YD 9.14 M Unit weight: 140 LB 63.6 KG Carton weight: 170 LB 77.11 KG Carton volume: 60.5 FT³ 1.71 MT³		Add \$137, \$84 for (S2) , (SE) Add \$1067 for 72 lbs. (CW) , (C6) Add \$179 for (SU) or \$655 for (BS) Add \$28 for (TP) Add \$243 for (MB)		OVERALL DIMENSIONS			SEAT DIMENSIONS			BACK DIMENSIONS								
				W	D	H	W	D	H	W	H							
				IN 85	30	32	78	19	18	78	14							
				MM 2159	762	813	1981	483	457	1981	356							
				RTA 00	1 per carton													
				shelf model IN W85 D40.5 H32 MM W2159 D1029 H813														

RIVER+ SEATING R

globalfurnituregroup.com | canadian  283

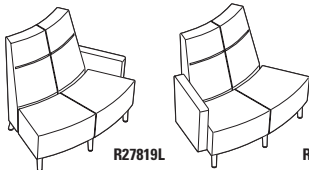
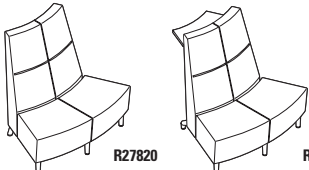
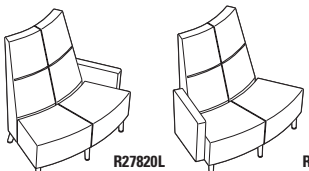
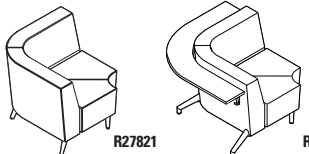
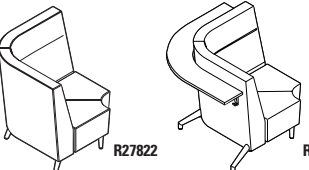
DESCRIPTION		FEATURES	MODEL#	STANDARD TEXTILE GRADES											
				1	2	3	4	5	6	7	8	9	10	11	12
		For power/USB unit, please see electrical placement chart.	R27809B R27809SB shelf model in W85 D41.5 H47 MM W2159 D1054 H1194	5358	5742	6067	6438	7051	7614	8179	8670	9283	9859	10638	11742
				6106	6490	6815	7186	7799	8362	8927	9418	10031	10607	11386	12490
Three Seater - Extended Back w/Uph Arms COM: 12 YD 10.97 M Unit weight: 155 LB 70.5 KG Carton weight: 190 LB 86.18 KG Carton volume: 86.25 FT³ 2.44 MT³		For power/USB unit, please see electrical placement chart.		OVERALL DIMENSIONS			SEAT DIMENSIONS			BACK DIMENSIONS					
		Ganging not available.		W	D	H	W	D	H	W	H				
		Add \$174, \$84 for (S2), (SE) Add \$1067 for 72 lbs. (CW), (C6) Add \$179 for (SU) or \$655 for (BS) Add \$28 for (TP) Add \$243 for (MB)		IN 85 MM 2159	31 787	47 1194	78 1981	19 483	18 457	78 1981	29 737				
			RTA 00	1 per carton											
				1	2	3	4	5	6	7	8	9	10	11	12
		For power/USB unit, please see electrical placement chart.	R27809L R27809R R27809SL R27809SR shelf model in W81.5 D41.5 H47 MM W2070 D1054 H1194	5061	5413	5711	6051	6613	7129	7647	8097	8659	9187	9901	10913
				5809	6161	6459	6799	7361	7877	8395	8845	9407	9935	10649	11661
Three Seater - Extended Back w/Uph Arms (Left/Right) COM: 11 YD 10.06 M Unit weight: 145 LB 65.9 KG Carton weight: 180 LB 81.65 KG Carton volume: 86.25 FT³ 2.44 MT³		For power/USB unit, please see electrical placement chart.		OVERALL DIMENSIONS			SEAT DIMENSIONS			BACK DIMENSIONS					
		Includes ganging hardware (1 side only).		W	D	H	W	D	H	W	H				
		Add \$162, \$84 for (S2), (SE) Add \$1067 for 72 lbs. (CW), (C6) Add \$179 for (SU) or \$655 for (BS) Add \$28 for (TP) Add \$243 for (MB)		IN 81.5 MM 2070	31 787	47 1194	78 1981	19 483	18 457	78 1981	29 737				
			RTA 00	1 per carton											
				1	2	3	4	5	6	7	8	9	10	11	12
		For power/USB unit, please see electrical placement chart.	R27810	2303	2439	2554	2686	2902	3102	3302	3476	3693	3897	4173	4564
				OVERALL DIMENSIONS			SEAT DIMENSIONS			BACK DIMENSIONS					
		Includes ganging hardware (2 sides).		W	D	H	W	D	H	W	H				
		Add \$61, \$52 for (S2), (SE) Add \$533 for 36 lbs. (CW) Add \$83 for (SU) or \$387 for (BS) Add \$28 for (TP) Add \$122 for (MB)		IN 39 MM 991	30 762	32 813	39 991	19 483	18 457	39 991	14 356				
			RTA 00	1 per carton											
				1	2	3	4	5	6	7	8	9	10	11	12
		For power/USB unit, please see electrical placement chart.	R27810B	2897	3097	3266	3460	3778	4072	4366	4622	4941	5241	5647	6222
				OVERALL DIMENSIONS			SEAT DIMENSIONS			BACK DIMENSIONS					
		Ganging not available.		W	D	H	W	D	H	W	H				
		Add \$102, \$52 for (S2), (SE) Add \$533 for 36 lbs. (CW) Add \$83 for (SU) or \$387 for (BS) Add \$28 for (TP) Add \$122 for (MB)		IN 46 MM 1168	30 762	32 813	39 991	19 483	18 457	39 991	14 356				
			RTA 00	1 per carton											
				1	2	3	4	5	6	7	8	9	10	11	12
		For power/USB unit, please see electrical placement chart.	R27810L R27810R	2600	2768	2910	3073	3340	3587	3834	4049	4317	4569	4910	5393
				OVERALL DIMENSIONS			SEAT DIMENSIONS			BACK DIMENSIONS					
		Includes ganging hardware (1 side only).		W	D	H	W	D	H	W	H				
		Add \$82, \$52 for (S2), (SE) Add \$533 for 36 lbs. (CW) Add \$83 for (SU) or \$387 for (BS) Add \$28 for (TP) Add \$122 for (MB)		IN 42.5 MM 1080	30 762	32 813	39 991	19 483	18 457	39 991	14 356				
			RTA 00	1 per carton											
Bariatric Lounge Chair - Standard Back w/Uph Arms (Left/Right) COM: 5.25 YD 4.8 M Unit weight: 79 LB 35.9 KG Carton weight: 98 LB 44.45 KG Carton volume: 33 FT³ 0.93 MT³		For power/USB unit, please see electrical placement chart.													

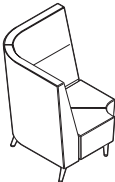
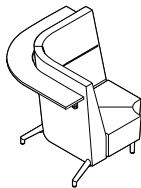
DESCRIPTION	FEATURES	MODEL#	STANDARD TEXTILE GRADES											
 R27811 Bariatric Lounge Chair - High Back COM: 4.75 YD 4.34 M Unit weight: 77 LB 35 KG Carton weight: 98 LB 44.45 KG Carton volume: 36 FT³ 1.01 MT³	For power/USB unit, please see electrical placement chart. Includes ganging hardware (2 sides). Add \$81, \$52 for (S2) , (SE) Add \$533 for 36 lbs. (CW) Add \$83 for (SU) or \$387 for (BS) Add \$28 for (TP) Add \$122 for (MB)	R27811	1	2	3	4	5	6	7	8	9	10	11	12
			2585	2737	2865	3013	3255	3478	3701	3896	4138	4366	4675	5112
			OVERALL DIMENSIONS W D H			SEAT DIMENSIONS W D H			BACK DIMENSIONS W H					
			IN 39 MM 991	30.5 775	41.5 1054	39 991	19 483	18 457	39 991	23.5 597				
		RTA 00	1 per carton											
 R27811B Bariatric Lounge Chair - High Back w/Uph Arms COM: 6.75 YD 6.17 M Unit weight: 97 LB 44.1 KG Carton weight: 117.5 LB 53.3 KG Carton volume: 42.25 FT³ 1.19 MT³	For power/USB unit, please see electrical placement chart. Ganging not available. Add \$120, \$52 for (S2) , (SE) Add \$533 for 36 lbs. (CW) Add \$83 for (SU) or \$387 for (BS) Add \$28 for (TP) Add \$122 for (MB)	R27811B	1	2	3	4	5	6	7	8	9	10	11	12
			3179	3395	3577	3787	4131	4448	4765	5042	5386	5710	6149	6770
			OVERALL DIMENSIONS W D H			SEAT DIMENSIONS W D H			BACK DIMENSIONS W H					
			IN 46 MM 1168	30.5 775	41.5 1054	39 991	19 483	18 457	39 991	23.5 597				
		RTA 00	1 per carton											
 R27811L R27811R Bariatric Lounge Chair - High Back w/Uph Arms (Left/Right) COM: 5.75 YD 5.26 M Unit weight: 87 LB 39.5 KG Carton weight: 107.5 LB 48.76 KG Carton volume: 42.25 FT³ 1.19 MT³	For power/USB unit, please see electrical placement chart. Includes ganging hardware (1 side only). Add \$100, \$52 for (S2) , (SE) Add \$533 for 36 lbs. (CW) Add \$83 for (SU) or \$387 for (BS) Add \$28 for (TP) Add \$122 for (MB)	R27811L R27811R	1	2	3	4	5	6	7	8	9	10	11	12
			2882	3066	3221	3400	3693	3963	4233	4469	4762	5038	5412	5941
			OVERALL DIMENSIONS W D H			SEAT DIMENSIONS W D H			BACK DIMENSIONS W H					
			IN 42.5 MM 1080	30.5 775	41.5 1054	39 991	19 483	18 457	39 991	23.5 597				
		RTA 00	1 per carton											
 R27812 Bariatric Lounge Chair - Extended Back COM: 5.25 YD 4.8 M Unit weight: 91 LB 41.4 KG Carton weight: 115 LB 52.16 KG Carton volume: 41 FT³ 1.16 MT³	For power/USB unit, please see electrical placement chart. Includes ganging hardware (2 sides). Add \$85, \$52 for (S2) , (SE) Add \$533 for 36 lbs. (CW) Add \$83 for (SU) or \$387 for (BS) Add \$28 for (TP) Add \$122 for (MB)	R27812	1	2	3	4	5	6	7	8	9	10	11	12
			2697	2865	3007	3170	3437	3684	3931	4146	4414	4666	5007	5490
			OVERALL DIMENSIONS W D H			SEAT DIMENSIONS W D H			BACK DIMENSIONS W H					
			IN 39 MM 991	31 787	47 1194	39 991	19 483	18 457	39 991	29 737				
		RTA 00	1 per carton											
 R27812B Bariatric Lounge Chair - Extended Back w/Uph Arms COM: 7.25 YD 6.63 M Unit weight: 111 LB 50.5 KG Carton weight: 132.5 LB 60.1 KG Carton volume: 47.25 FT³ 1.33 MT³	For power/USB unit, please see electrical placement chart. Ganging not available. Add \$127, \$52 for (S2) , (SE) Add \$533 for 36 lbs. (CW) Add \$83 for (SU) or \$387 for (BS) Add \$28 for (TP) Add \$122 for (MB)	R27812B	1	2	3	4	5	6	7	8	9	10	11	12
			3291	3523	3719	3944	4313	4654	4995	5292	5662	6010	6481	7148
			OVERALL DIMENSIONS W D H			SEAT DIMENSIONS W D H			BACK DIMENSIONS W H					
			IN 46 MM 1168	31 787	47 1194	39 991	19 483	18 457	39 991	29 737				
		RTA 00	1 per carton											

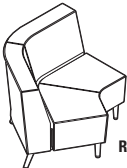

DESCRIPTION		FEATURES	MODEL#	STANDARD TEXTILE GRADES											
				1	2	3	4	5	6	7	8	9	10	11	12
 <div>R27812L R27812R</div>		For power/USB unit, please see electrical placement chart. Includes ganging hardware (1 side only). Add \$106, \$52 for (S2) , (SE) Add \$533 for 36 lbs. (CW) Add \$83 for (SU) or \$387 for (BS) Add \$28 for (TP) Add \$122 for (MB)	R27812L R27812R	2994	3194	3363	3557	3875	4169	4463	4719	5038	5338	5744	6319
			OVERALL DIMENSIONS W D H			SEAT DIMENSIONS W D H			BACK DIMENSIONS W H						
			IN 42.5 MM 1080	31 787	47 1194	39 991	19 483	18 457	39 991	29 737					
			RTA 00		1 per carton										
				1	2	3	4	5	6	7	8	9	10	11	12
 <div>R27815 R27815S</div>		For power/USB unit, please see electrical placement chart. Includes ganging hardware (2 sides). Add \$85, \$61 for (S2) , (SE) Add \$1067 for 72 lbs. (CW) , (C6) Add \$108 for (SU) or \$446 for (BS) Add \$35 for (TP) Add \$161 for (MB)	R27815 R27815S	2643 shelf model IN W58	2803 D40.5	2938 H32	3093 MM W1473	3348 D1029	3583 H813	3818	4023	4278	4518	4843	5303
			OVERALL DIMENSIONS W D H			SEAT DIMENSIONS W D H			BACK DIMENSIONS W H						
			IN 50.5 MM 1283	30 762	32 813	42 1067	19 483	18 457	51 1295	14 356					
			RTA 00		1 per carton										
				1	2	3	4	5	6	7	8	9	10	11	12
 <div>R27815L R27815SR</div>		For power/USB unit, please see electrical placement chart. Includes ganging hardware (1 side only). Add \$106, \$61 for (S2) , (SE) Add \$1067 for 72 lbs. (CW) , (C6) Add \$108 for (SU) or \$446 for (BS) Add \$35 for (TP) Add \$161 for (MB)	R27815L R27815R R27815SL R27815SR	2940 shelf model IN W61.5	3132 D40.5	3294 H32	3480 MM W1562	3786 D1029	4068 H813	4350	4596	4902	5190	5580	6132
			OVERALL DIMENSIONS W D H			SEAT DIMENSIONS W D H			BACK DIMENSIONS W H						
			IN 54 MM 1372	30 762	32 813	42 1067	19 483	18 457	51 1295	14 356					
			RTA 00		1 per carton										
				1	2	3	4	5	6	7	8	9	10	11	12
 <div>R27816 R27816S</div>		For power/USB unit, please see electrical placement chart. Includes ganging hardware (2 sides). Add \$115, \$61 for (S2) , (SE) Add \$1067 for 72 lbs. (CW) , (C6) Add \$108 for (SU) or \$446 for (BS) Add \$35 for (TP) Add \$161 for (MB)	R27816 R27816S	3185 shelf model IN W58.5	3361 D41	3510 H41.5	3680 MM W1486	3961 D1041	4219 H1054	4478	4703	4984	5248	5605	6111
			OVERALL DIMENSIONS W D H			SEAT DIMENSIONS W D H			BACK DIMENSIONS W H						
			IN 51 MM 1295	30.5 775	41.5 1054	42 1067	19 483	18 457	51 1295	23.5 597					
			RTA 00		1 per carton										
				1	2	3	4	5	6	7	8	9	10	11	12
 <div>R27816L R27816SR</div>		For power/USB unit, please see electrical placement chart. Includes ganging hardware (1 side only). Add \$134, \$61 for (S2) , (SE) Add \$1067 for 72 lbs. (CW) , (C6) Add \$108 for (SU) or \$446 for (BS) Add \$35 for (TP) Add \$161 for (MB)	R27816L R27816R R27816SL R27816SR	3482 shelf model IN W62	3690 D41	3866 H41.5	4067 MM W1575	4399 D1041	4704 H1054	5010	5276	5608	5920	6342	6940
			OVERALL DIMENSIONS W D H			SEAT DIMENSIONS W D H			BACK DIMENSIONS W H						
			IN 54.5 MM 1384	30.5 775	41.5 1054	42 1067	19 483	18 457	51 1295	23.5 597					
			RTA 00		1 per carton										


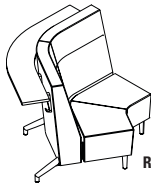
RIVER+ SEATING R


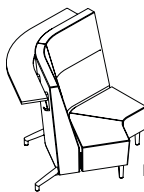
globalfurnituregroup.com | canadian global 287


DESCRIPTION	FEATURES	MODEL#	STANDARD TEXTILE GRADES											
 R27819L R27819R	For power/USB unit, please see electrical placement chart. Includes ganging hardware (1 side only). Add \$118, \$68 for (S2) , (SE) Add \$1067 for 72 lbs. (CW) , (C6) Add \$108 for (SU) or \$536 for (BS) Add \$35 for (TP) Add \$161 for (MB)		1	2	3	4	5	6	7	8	9	10	11	12
		R27819L	3539	3739	3908	4102	4420	4714	5008	5264	5583	5883	6289	6864
		R27819R												
 R27820 R27820S	For power/USB unit, please see electrical placement chart. Includes ganging hardware (2 sides). Add \$104, \$68 for (S2) , (SE) Add \$1067 for 72 lbs. (CW) , (C6) Add \$108 for (SU) or \$536 for (BS) Add \$35 for (TP) Add \$161 for (MB)		1	2	3	4	5	6	7	8	9	10	11	12
		R27820	3553	3753	3922	4116	4434	4728	5022	5278	5597	5897	6303	6878
		R27820S	4052	4252	4421	4615	4933	5227	5521	5777	6096	6396	6802	7377
 R27820L R27820R	For power/USB unit, please see electrical placement chart. Includes ganging hardware (1 side only). Add \$126, \$68 for (S2) , (SE) Add \$1067 for 72 lbs. (CW) , (C6) Add \$108 for (SU) or \$536 for (BS) Add \$35 for (TP) Add \$161 for (MB)		1	2	3	4	5	6	7	8	9	10	11	12
		R27820L	3850	4082	4278	4503	4872	5213	5554	5851	6221	6569	7040	7707
		R27820R												
 R27821 R27821S	No power/USB unit. Includes ganging hardware (2 sides). Add \$95, \$47 for (S2) , (SE) Add \$533 for 36 lbs. (CW) , (C6) Add \$108 for (SU) or \$536 for (BS) Add \$35 for (TP) Add \$161 for (MB)		1	2	3	4	5	6	7	8	9	10	11	12
		R27821	3676	3868	4030	4216	4522	4804	5086	5332	5638	5926	6316	6868
		R27821S	4674	4866	5028	5214	5520	5802	6084	6330	6636	6924	7314	7866
 R27822 R27822S	No power/USB unit. Includes ganging hardware (2 sides). Add \$127, \$47 for (S2) , (SE) Add \$533 for 36 lbs. (CW) , (C6) Add \$108 for (SU) or \$536 for (BS) Add \$35 for (TP) Add \$161 for (MB)		1	2	3	4	5	6	7	8	9	10	11	12
		R27822	4666	4914	5123	5364	5759	6123	6487	6805	7200	7572	8076	8789
		R27822S	5664	5912	6121	6362	6757	7121	7485	7803	8198	8570	9074	9787

DESCRIPTION		FEATURES	MODEL#	STANDARD TEXTILE GRADES												
				1	2	3	4	5	6	7	8	9	10	11	12	
 R27823	 R27823S	No power/USB unit. Includes ganging hardware (2 sides).		R27823	5181	5445	5668	5924	6344	6732	7120	7458	7879	8275	8811	9570
				R27823S	6179	6443	6666	6922	7342	7730	8118	8456	8877	9273	9809	10568
shelf model IN W49.5 D49.5 H47 MM W1257 D1257 H1194																
				OVERALL DIMENSIONS W D H			SEAT DIMENSIONS W D H			BACK DIMENSIONS W H						
				IN 39	39	47	24	19	18			24	29			
				MM 991	991	1194	610	483	457			610	737			
				RTA 00	1 per carton											

				1	2	3	4	5	6	7	8	9	10	11	12	
 R27824	 R27824S	No power/USB unit. Includes ganging hardware (2 sides).		R27824	3676	3868	4030	4216	4522	4804	5086	5332	5638	5926	6316	6868
				R27824S	4612	4804	4966	5152	5458	5740	6022	6268	6574	6862	7252	7804
shelf model IN W62.5 D40.5 H32 MM W1588 D1029 H813																
				OVERALL DIMENSIONS W D H			SEAT DIMENSIONS W D H			BACK DIMENSIONS W H						
				IN 52.5	30	32	52	19	18			52	14			
				MM 1334	762	813	1321	483	457			1321	356			
				RTA 00	1 per carton											

				1	2	3	4	5	6	7	8	9	10	11	12	
 R27825	 R27825S	No power/USB unit. Includes ganging hardware (2 sides).		R27825	4666	4914	5123	5364	5759	6123	6487	6805	7200	7572	8076	8789
				R27825S	5602	5850	6059	6300	6695	7059	7423	7741	8136	8508	9012	9725
shelf model IN W63.5 D41 H41.5 MM W1613 D1041 H1054																
				OVERALL DIMENSIONS W D H			SEAT DIMENSIONS W D H			BACK DIMENSIONS W H						
				IN 53.5	30.5	41.5	41	21	18			51	23.5			
				MM 1359	775	1054	1041	533	457			1295	597			
				RTA 00	1 per carton											

				1	2	3	4	5	6	7	8	9	10	11	12	
 R27826	 R27826S	No power/USB unit. Includes ganging hardware (2 sides).		R27826	5181	5445	5668	5924	6344	6732	7120	7458	7879	8275	8811	9570
				R27826S	6116	6380	6603	6859	7279	7667	8055	8393	8814	9210	9746	10505
shelf model IN W64 D41.5 H47 MM W1626 D1054 H1194																
				OVERALL DIMENSIONS W D H			SEAT DIMENSIONS W D H			BACK DIMENSIONS W H						
				IN 54	31.5	47	41	21	18			51	29			
				MM 1372	800	1194	1041	533	457			1295	737			
				RTA 00	1 per carton											

				List price											
 R2770		Arms sold separately (1 pc).		R2770	238										
				OVERALL DIMENSIONS W D H			SEAT DIMENSIONS W D H			BACK DIMENSIONS W H					
				IN 2.5	14	19.5	-	-	-			-	-		
				MM 64	356	495	-	-	-			-	-		
				RTA 1	1 per carton										

Loop Arm COM: N/A Unit weight: 5 LB 2.3 KG Carton weight: 7 LB 3.18 KG Carton volume: 0.6 FT³ 0.01 MT³		
		Arms sold separately (1 pc).

RIVER+ BENCHES



model R27832

model R27842



model R27845



model R27840

River+ Seating & Tables



For River+ seating, please see page 277.
For River+ tables, please see page 296.

EXAMPLE RIVER+ BENCH ORDER CODE:

R27832	-NS	-CE90	-CHM	-S6	-AS	-NC
Model number	Sealed Seams	Textile	Leg finish	Leg selection	Leg angle	Additional weight
-SB	-W	-F1				
Bottom selection	Power finish	Power/USB position				

Additional Options specify at end of order code.	SPECIFY CODE
Tamperproof fasteners Upcharges vary, see model.	TP
Moisture barrier Upcharges vary, see model.	MB

*linking hardware is lowered to clear the staple strip.
Units will only gang with other units with sealed bottom.
**cannot be combined with linking hardware or power units

STANDARD FEATURES

- A modular series that is composed of straight, and curved sections, as well as freestanding units.
- Linking units can be used together in any combination to create a wide variety of layouts. Ganging hardware is standard and is factory installed. Ganging hardware swivels out of the way when not in use.
- The unique tapered legs are made of welded steel, with each leg bolted directly to the unit frame. Standard leg height of 6.5". The leg height makes it easier to clean under the product.
- Legs are straight (vertical) as standard. Linking models are optionally available with angled back legs to match River+ seating units.
- Legs are standard in Chrome with Black nylon non-marking height adjustable glides.
- River+ is rated for an active weight up to 600 lbs. per seat and 24/7 use.
- For heavy duty application, Global's Limited Lifetime Warranty is applicable only on fabrics that are rated for 100,000 double rubs.
- Upholstery options: fabric, vinyl or leather. Vinyl and leather models may feature stitch detail across the seat and/or back cushions, if applicable.
- All units are shipped fully assembled.

OPTIONAL FEATURES

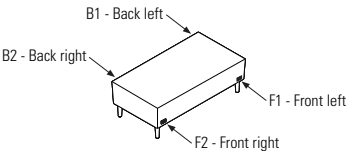
- To add sealed seams to your product, please specify **(SS)** - see each model for upcharge.
- Legs are available in 3" and 8" heights. All heights are available with fixed-to-floor option. Please specify. Upcharges vary. *Fastening hardware not included.*
- Products can be weighted to reduce the ease of movement. For additional weight options, please specify **(CW)** - see each model for available additional weight and upcharge.
- The underside of the seat can be finished with PVC (vinyl) and sealed to prevent penetration of liquids. Please specify **(SU)** - see each model for upcharge.
- Steel bottom provides tamperproof protection (includes tamperproof screws). Please specify **(BS)** - see each model for upcharge.
- Most benches (except corner and freestanding units) can be specified with power/USB units, which include one power outlet, one double USB terminal and a Black 120" three-prong power cord.
- Each power/USB unit is set in predetermined locations, as shown in the electrical illustrations below. Electrical units must be factory installed. Add \$717 per unit.
- Power/USB units are available with either Jet Black **(J)** face plate with Black power/USB receptacles or with a White **(W)** face plate with White power/USB receptacles.

Please add option codes in the following order:

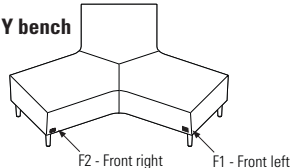
- **Model number**
R27831 to R27833 Straight benches
R27834 to R27835 Curved benches
R27836 to R27839 Corner benches
R27840 to R27841 Boomerang benches
R27842 Y bench
R27843 to R27846 Round non-linking benches
R27847 to R27850 Square non-linking benches
- **Seat sealed seams**
(NS) Standard seams.
(SS) Sealed seams. Upcharges vary, see model.
- **Textile**
Specify textile code.
- **Leg finish**
For leg finish options, please see page 360. No upcharges.
- **Leg selection**
(S6) Standard seat height (17.5"), 6.5" leg w/ adjustable glides. No upcharge.
(S3) Low seat (14"), 3" leg w/adjustable glides. No upcharge.
(S8) High seat (19"), 8" leg w/adjustable glides. No upcharge.
(F6) Standard seat height (17.5"), 6.5" leg, fixed to floor. Upcharges vary.
(F3) Low seat (14"), 3" leg, fixed to floor. Upcharges vary.
(F8) High seat (19"), 8" leg, fixed to floor. Upcharges vary.
- **Leg angle**
(AS) Straight legs. No upcharge.
(SA) Straight front legs, angled back legs (available only for 6.5" and 8" high legs on straight, curved, corner and boomerang units). No upcharge.
- **Additional weight**
(NC) No additional weight.
(CW) Additional weight. Upcharges vary, see model.
- **Bottom selection**
(SB) Standard bottom.
(SU) Vinyl sealed bottom w/staple strip. Upcharges vary, see model.*
(BS) Steel bottom. Upcharges vary, see model.**
- **Power unit finish**
(NP) No power
(J) Jet Black
(W) White
- **Power/USB unit position** (straight, curved, boomerang and Y benches only, as shown below). Add \$717 per unit.
(F1) Front left
(F2) Front right
(B1) Back left
(B2) Back right

ELECTRICAL PLACEMENT

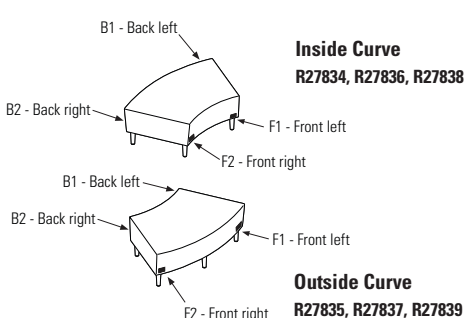
Straight benches



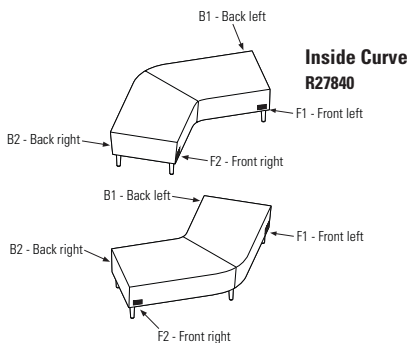
Y bench

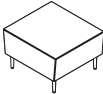
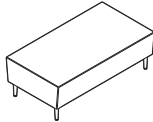
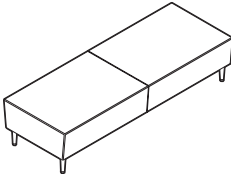
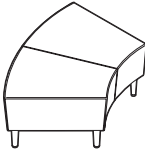



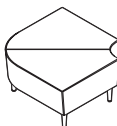
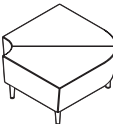

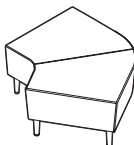
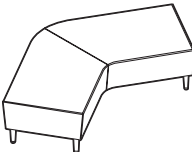
Curved benches



Boomerang benches



DESCRIPTION	FEATURES	MODEL#	STANDARD TEXTILE GRADES											
			1	2	3	4	5	6	7	8	9	10	11	12
 Single Seater Bench COM: 1.75 YD 1.6 M Unit weight: 40 LB 18.2 KG Carton weight: 48 LB 21.77 KG Carton volume: 10.5 FT³ 0.29 MT³	For power/USB unit, please see electrical placement chart. Includes ganging hardware (2 sides). Add \$47 for (SS) Add \$90 for (F_) Add \$533 for 36 lbs. (CW) Add \$47 for (SU) or \$247 for (BS) Add \$28 for (TP) Add \$81 for (MB)	R27831	1157	1213	1260	1315	1404	1486	1568	1640	1729	1813	1927	2088
			OVERALL DIMENSIONS W D H			SEAT DIMENSIONS W D H			BACK DIMENSIONS W H					
			IN 26 MM 660	28.5 724	17.5 445	- -	- -	- -	- -	- -	- -	- -	- -	- -
			RTA 00			1 per carton								
 Two Seater Bench COM: 2.75 YD 2.51 M Unit weight: 55 LB 25 KG Carton weight: 65 LB 29.48 KG Carton volume: 20.5 FT³ 0.58 MT³	For power/USB unit, please see electrical placement chart. Includes ganging hardware (2 sides). Add \$59 for (SS) Add \$90 for (F_) Add \$1067 for 72 lbs. (CW) Add \$72 for (SU) or \$407 for (BS) Add \$28 for (TP) Add \$161 for (MB)	R27832	1796	1884	1958	2044	2184	2313	2442	2555	2695	2827	3006	3259
			OVERALL DIMENSIONS W D H			SEAT DIMENSIONS W D H			BACK DIMENSIONS W H					
			IN 52 MM 1321	28.5 724	17.5 445	- -	- -	- -	- -	- -	- -	- -	- -	- -
			RTA 00			1 per carton								
 Three Seater Bench COM: 4.5 YD 4.11 M Unit weight: 88 LB 40 KG Carton weight: 103 LB 46.72 KG Carton volume: 30.25 FT³ 0.85 MT³	For power/USB unit, please see electrical placement chart. Includes ganging hardware (2 sides). Add \$88 for (SS) Add \$90 for (F_) Add \$1067 for 72 lbs. (CW) Add \$101 for (SU) or \$521 for (BS) Add \$28 for (TP) Add \$243 for (MB)	R27833	2489	2633	2755	2894	3124	3335	3547	3731	3961	4177	4469	4883
			OVERALL DIMENSIONS W D H			SEAT DIMENSIONS W D H			BACK DIMENSIONS W H					
			IN 78 MM 1981	28.5 724	17.5 445	- -	- -	- -	- -	- -	- -	- -	- -	- -
			RTA 00			1 per carton								
 Inside Curve Two Seater Bench COM: 3 YD 2.74 M Unit weight: 49 LB 22.3 KG Carton weight: 60 LB 27.22 KG Carton volume: 22.75 FT³ 0.64 MT³	For power/USB unit, please see electrical placement chart. Includes ganging hardware (2 sides). Add \$55 for (SS) Add \$113 for (F_) Add \$1067 for 72 lbs. (CW) Add \$72 for (SU) or \$327 for (BS) Add \$35 for (TP) Add \$161 for (MB)	R27834	2609	2705	2786	2879	3032	3173	3314	3437	3590	3734	3929	4205
			OVERALL DIMENSIONS W D H			SEAT DIMENSIONS W D H			BACK DIMENSIONS W H					
			IN 50 MM 1270	30.5 775	17.5 445	- -	- -	- -	- -	- -	- -	- -	- -	- -
			RTA 00			1 per carton								
 Outside Curve Two Seater Bench COM: 3 YD 2.74 M Unit weight: 49 LB 22.3 KG Carton weight: 60 LB 27.22 KG Carton volume: 22.75 FT³ 0.64 MT³	For power/USB unit, please see electrical placement chart. Includes ganging hardware (2 sides). Add \$55 for (SS) Add \$113 for (F_) Add \$1067 for 72 lbs. (CW) Add \$72 for (SU) or \$327 for (BS) Add \$35 for (TP) Add \$161 for (MB)	R27835	2609	2705	2786	2879	3032	3173	3314	3437	3590	3734	3929	4205
			OVERALL DIMENSIONS W D H			SEAT DIMENSIONS W D H			BACK DIMENSIONS W H					
			IN 50 MM 1270	30.5 775	17.5 445	- -	- -	- -	- -	- -	- -	- -	- -	- -
			RTA 00			1 per carton								

DESCRIPTION	FEATURES	MODEL#	STANDARD TEXTILE GRADES											
	For power/USB unit, please see electrical placement chart. Includes ganging hardware (2 sides). Add \$55 for (SS) Add \$113 for (F_) Add \$533 for 36 lbs. (CW) Add \$83 for (SU) or \$382 for (BS) Add \$35 for (TP) Add \$161 for (MB)		1	2	3	4	5	6	7	8	9	10	11	12
		R27836	2609	2713	2801	2902	3067	3220	3373	3506	3672	3828	4039	4338
		OVERALL DIMENSIONS			SEAT DIMENSIONS			BACK DIMENSIONS						
		W	D	H	W	D	H	W	H					
		IN 36.5 MM 927	36.5 927	17.5 445	- -	- -	- -	- -	- -					
		RTA 00	1 per carton											
	For power/USB unit, please see electrical placement chart. Includes ganging hardware (2 sides). Add \$55 for (SS) Add \$113 for (F_) Add \$533 for 36 lbs. (CW) Add \$83 for (SU) or \$382 for (BS) Add \$35 for (TP) Add \$161 for (MB)		1	2	3	4	5	6	7	8	9	10	11	12
		R27837	2609	2713	2801	2902	3067	3220	3373	3506	3672	3828	4039	4338
		OVERALL DIMENSIONS			SEAT DIMENSIONS			BACK DIMENSIONS						
		W	D	H	W	D	H	W	H					
		IN 36.5 MM 927	36.5 927	17.5 445	- -	- -	- -	- -	- -					
		RTA 00	1 per carton											
	For power/USB unit, please see electrical placement chart. Includes ganging hardware (2 sides). Add \$57 for (SS) Add \$113 for (F_) Add \$533 for 36 lbs. (CW) Add \$83 for (SU) or \$421 for (BS) Add \$35 for (TP) Add \$161 for (MB)		1	2	3	4	5	6	7	8	9	10	11	12
		R27838	2609	2721	2816	2924	3103	3267	3432	3575	3754	3922	4149	4471
		OVERALL DIMENSIONS			SEAT DIMENSIONS			BACK DIMENSIONS						
		W	D	H	W	D	H	W	H					
		IN 36.5 MM 927	51.5 1308	17.5 445	- -	- -	- -	- -	- -					
		RTA 00	1 per carton											
	For power/USB unit, please see electrical placement chart. Includes ganging hardware (2 sides). Add \$57 for (SS) Add \$113 for (F_) Add \$533 for 36 lbs. (CW) Add \$83 for (SU) or \$421 for (BS) Add \$35 for (TP) Add \$161 for (MB)		1	2	3	4	5	6	7	8	9	10	11	12
		R27839	2609	2721	2816	2924	3103	3267	3432	3575	3754	3922	4149	4471
		OVERALL DIMENSIONS			SEAT DIMENSIONS			BACK DIMENSIONS						
		W	D	H	W	D	H	W	H					
		IN 36.5 MM 927	51.5 1308	17.5 445	- -	- -	- -	- -	- -					
		RTA 00	1 per carton											
	For power/USB unit, please see electrical placement chart. Includes ganging hardware (2 sides). Add \$84 for (SS) Add \$113 for (F_) Add \$1067 for 72 lbs. (CW) Add \$114 for (SU) or \$736 for (BS) Add \$35 for (TP) Add \$243 for (MB)		1	2	3	4	5	6	7	8	9	10	11	12
		R27840	3233	3401	3543	3706	3973	4220	4467	4682	4950	5202	5543	6026
		OVERALL DIMENSIONS			SEAT DIMENSIONS			BACK DIMENSIONS						
		W	D	H	W	D	H	W	H					
		IN 82 MM 2083	45 1143	17.5 445	- -	- -	- -	- -	- -					
		RTA 00	1 per carton											



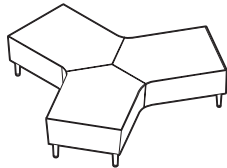
Outside Curve Boomerang Bench
COM: 5.25 YD | 4.8 M
Unit weight: 84 LB | 38.2 KG
Carton weight: 126 LB | 57.15 KG
Carton volume: 47.75 FT³ | 1.35 MT³

For power/USB unit, please see electrical placement chart.

Includes ganging hardware (2 sides).

Add \$84 for **(SS)**
Add \$113 for **(F_)**
Add \$1067 for 72 lbs. **(CW)**
Add \$114 for **(SU)** or \$736 for **(BS)**
Add \$35 for **(TP)**
Add \$243 for **(MB)**

MODEL#	STANDARD TEXTILE GRADES											
	1	2	3	4	5	6	7	8	9	10	11	12
R27841	3233	3401	3543	3706	3973	4220	4467	4682	4950	5202	5543	6026
OVERALL DIMENSIONS			SEAT DIMENSIONS			BACK DIMENSIONS						
	W	D	H		W	D	H		W		H	
IN	82	45	17.5		-	-	-		-		-	
MM	2083	1143	445		-	-	-		-		-	
RTA 00												
	1 per carton											



Y Bench
COM: 8 YD | 7.32 M
Unit weight: 122 LB | 55.5 KG
Carton weight: 203 LB | 92.08 KG
Carton volume: 101.25 FT³ | 2.86 MT³

For power/USB unit, please see electrical placement chart.

Includes ganging hardware (2 sides).

Add \$141 for **(SS)**
Add \$158 for **(F_)**
Add \$800 for 54 lbs. **(CW)**
Add \$179 for **(SU)** or \$917 for **(BS)**
Add \$51 for **(TP)**
Add \$324 for **(MB)**

	1	2	3	4	5	6	7	8	9	10	11	12
R27842	5623	5879	6095	6343	6751	7127	7503	7831	8239	8623	9143	9879
OVERALL DIMENSIONS			SEAT DIMENSIONS			BACK DIMENSIONS						
	W	D	H		W	D	H		W		H	
IN	82	70	17.5		-	-	-		-		-	
MM	2083	1778	445		-	-	-		-		-	
RTA 00		1 per carton										
	1	2	3	4	5	6	7	8	9	10	11	12



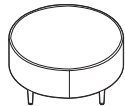
18" Dia. Round Bench
COM: 1 YD | 0.91 M
Unit weight: 20 LB | 9.1 KG
Carton weight: 25 LB | 11.34 KG
Carton volume: 4.7 FT³ | 0.13 MT³

No power/USB unit.

Freestanding unit only.

Add \$31 for **(SS)**
Add \$90 for **(F_)**
Not available **(CW)**
Add \$35 for **(SU)**, **(BS)** not available
Add \$28 for **(TP)**
Add \$81 for **(MB)**

	1	2	3	4	5	6	7	8	9	10	11	12
R27843	686	718	745	776	827	874	921	962	1013	1061	1126	1218
OVERALL DIMENSIONS			SEAT DIMENSIONS			BACK DIMENSIONS						
	W	D	H		W	D	H		W		H	
IN	18	18	17.5		-	-	-		-		-	
MM	457	457	445		-	-	-		-		-	
RTA 00		1 per carton										



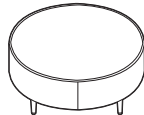
36" Dia. Round Bench
COM: 3.25 YD | 2.97 M
Unit weight: 41 LB | 18.6 KG
Carton weight: 50 LB | 22.68 KG
Carton volume: 18.25 FT³ | 0.51 MT³

No power/USB unit.

Freestanding unit only.

Add \$51 for **(SS)**
Add \$90 for **(F_)**
Add \$533 for 36 lbs. **(CW)**
Add \$72 for **(SU)** or \$422 for **(BS)**
Add \$28 for **(TP)**
Add \$81 for **(MB)**

	1	2	3	4	5	6	7	8	9	10	11	12
R27844	1546	1650	1738	1839	2004	2157	2310	2443	2609	2765	2976	3275
OVERALL DIMENSIONS			SEAT DIMENSIONS			BACK DIMENSIONS						
	W	D	H		W	D	H		W		H	
IN	36	36	17.5		-	-	-		-		-	
MM	914	914	445		-	-	-		-		-	
RTA 00		1 per carton										



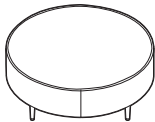
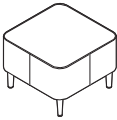
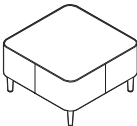
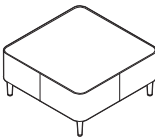
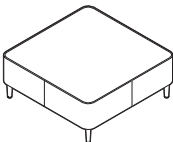
42" Dia. Round Bench
COM: 3.5 YD | 3.2 M
Unit weight: 45 LB | 20.5 KG
Carton weight: 55 LB | 24.95 KG
Carton volume: 23 FT³ | 0.65 MT³

No power/USB unit.


Freestanding unit only.

Add \$55 for **(SS)**
Add \$90 for **(F_)**
Add \$1067 for 72 lbs. **(CW)**
Add \$83 for **(SU)** or \$461 for **(BS)**
Add \$28 for **(TP)**
Add \$161 for **(MB)**

	1	2	3	4	5	6	7	8	9	10	11	12
R27845	1813	1925	2020	2128	2307	2471	2636	2779	2958	3126	3353	3675
OVERALL DIMENSIONS			SEAT DIMENSIONS			BACK DIMENSIONS						
	W	D	H		W	D	H		W		H	
IN	42	42	17.5		-	-	-		-		-	
MM	1067	1067	445		-	-	-		-		-	
RTA 00		1 per carton										

DESCRIPTION	FEATURES	MODEL#	STANDARD TEXTILE GRADES											
	No power/USB unit. Freestanding unit only. Add \$59 for (SS) Add \$90 for (F.) Add \$1067 for 72 lbs. (CW) Add \$101 for (SU) or \$491 for (BS) Add \$28 for (TP) Add \$243 for (MB)	R27846	1	2	3	4	5	6	7	8	9	10	11	12
			2130	2250	2351	2468	2659	2835	3011	3165	3356	3536	3780	4125
			OVERALL DIMENSIONS			SEAT DIMENSIONS			BACK DIMENSIONS					
			W	D	H	W	D	H	W	H				
			IN 48	48	17.5	-	-	-	-	-				
			MM 1219	1219	445	-	-	-	-	-				
			RTA 00		1 per carton									
	No power/USB unit. Freestanding unit only. Add \$43 for (SS) Add \$90 for (F.) Add \$533 for 36 lbs. (CW) Add \$38 for (SU) or \$189 for (BS) Add \$28 for (TP) Add \$81 for (MB)	R27847	1	2	3	4	5	6	7	8	9	10	11	12
			968	1016	1057	1103	1180	1250	1321	1382	1459	1531	1628	1766
			OVERALL DIMENSIONS			SEAT DIMENSIONS			BACK DIMENSIONS					
			W	D	H	W	D	H	W	H				
			IN 24	24	17.5	-	-	-	-	-				
			MM 610	610	445	-	-	-	-	-				
			RTA 00		1 per carton									
	No power/USB unit. Freestanding unit only. Add \$51 for (SS) Add \$90 for (F.) Add \$1067 for 36 lbs. (CW) Add \$72 for (SU) or \$233 for (BS) Add \$28 for (TP) Add \$81 for (MB)	R27848	1	2	3	4	5	6	7	8	9	10	11	12
			1290	1378	1452	1538	1678	1807	1936	2049	2189	2321	2500	2753
			OVERALL DIMENSIONS			SEAT DIMENSIONS			BACK DIMENSIONS					
			W	D	H	W	D	H	W	H				
			IN 30	30	17.5	-	-	-	-	-				
			MM 762	762	445	-	-	-	-	-				
			RTA 00		1 per carton									
	No power/USB unit. Freestanding unit only. Add \$55 for (SS) Add \$90 for (F.) Add \$1067 for 72 lbs. (CW) Add \$77 for (SU) or \$311 for (BS) Add \$28 for (TP) Add \$161 for (MB)	R27849	1	2	3	4	5	6	7	8	9	10	11	12
			1598	1694	1775	1868	2021	2162	2303	2426	2579	2723	2918	3194
			OVERALL DIMENSIONS			SEAT DIMENSIONS			BACK DIMENSIONS					
			W	D	H	W	D	H	W	H				
			IN 36	36	17.5	-	-	-	-	-				
			MM 914	914	445	-	-	-	-	-				
			RTA 00		1 per carton									
	No power/USB unit. Freestanding unit only. Add \$61 for (SS) Add \$90 for (F.) Add \$1067 for 72 lbs. (CW) Add \$96 for (SU) or \$430 for (BS) Add \$28 for (TP) Add \$243 for (MB)	R27850	1	2	3	4	5	6	7	8	9	10	11	12
			1955	2059	2147	2248	2413	2566	2719	2852	3018	3174	3385	3684
			OVERALL DIMENSIONS			SEAT DIMENSIONS			BACK DIMENSIONS					
			W	D	H	W	D	H	W	H				
			IN 42	42	17.5	-	-	-	-	-				
			MM 1067	1067	445	-	-	-	-	-				
			RTA 00		1 per carton									

RIVER+ TABLES



model R27858

model R27864



model 7743

River+ Seating & Benches



For River+ seating, please see page 277.
For River+ benches, please see page 291.

STANDARD FEATURES

- A modular series that is composed of straight and curved sections, as well as freestanding units.
- Linking units can be used together in any combination with River+ seating and bench units to create a wide variety of layouts. Ganging hardware is standard and is factory installed. Ganging hardware swivels out of the way when not in use.
- Front and back faces of end (linking) tables angles slightly inwards. This inward slant matches the inward angles of River seating so all units coordinate in visual appearance.
- The unique tapered legs are made of welded steel, with each leg bolted directly to the unit frame. All units have the same standard leg height of 6.5". The leg height makes it easier to clean under the product.
- Legs are straight (vertical) as standard. Linking models are optionally available with an angled back leg to visually align with River seating units.
- Legs are standard in Chrome with Black nylon non-marking height adjustable glides.

OPTIONAL FEATURES

- Tables are made with high pressure laminate and are offered in the finishes listed on the right. Please specify. Custom high pressure laminate finishes will be considered upon request.
- Legs of coffee and end (linking) tables are available in 3" and 8" heights. All heights are available with fixed-to-floor option. Please specify.
- Products can be weighted to reduce the ease of movement. For additional weight options, please specify **(CW)** - see each model for available additional weight and upcharge.
- Most tables (except freestanding units) can be specified with power/USB units, which include one power outlets, one double USB terminals and a Black 120" three-prong power cord.
- Each power/USB unit is set in predetermined locations, as shown in the electrical illustrations below. Electrical units must be factory installed. Add \$881 per unit.
- Power/USB units are available with either Jet Black **(J)** face plate with Black power/USB receptacles or with a White **(W)** face plate with White power/USB receptacles.

Please add option codes in the following order:

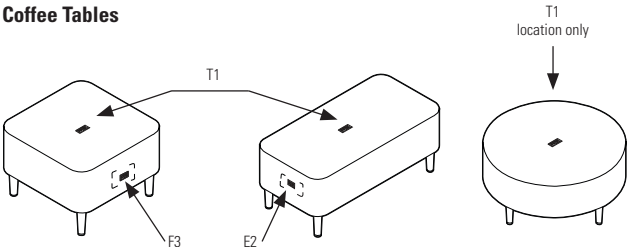
- **Model number**
R27855 to R27858 Square coffee tables
R27859 Rectangular coffee table
R27860 to R27861 Round coffee tables
R27862 to R27864 Linking/end tables
7443 and 7745 Freestanding tables
- **Laminate finishes** (colors shown on website)
(ACJ) Absolute Acajou
(ASN) Asian Night
(AWC) Avant Cherry
(AWH) Avant Honey
(BLK) Black
(BZD) Blizzard
(BRC) Brushed Cobalt
(CMB) Clear Maple
(CGY) Custom Grey
(DES) Dark Espresso
(DWT) Designer White
(FAS) Fashionista
(FCL) First Class
(NBL) Noce Biondo
(NGL) Noce Grigio
(NEL) Noce Leggero
(NML) Noce Medio
(QTM) Quartered Mahogany
(SBY) Sheer Beauty
(SDT) Stonedust
(SOG) Storm Grey
(WHE) Walnut Heights
(WHC) White Chocolate
(WCR) Winter Cherry
- **Leg finish**
For leg finish options, please see page 360.
No upcharges.
- **Leg selection**
(S6) Standard height (6.5") w/adjustable glides. No upcharge.
(S3) Low (3") w/adjustable glides. No upcharge.
(S8) High (8") w/adjustable glides. No upcharge.
(F6) Standard height (6.5"), fixed to floor. Add \$90.
(F3) Low (3"), fixed to floor. Add \$90.
(F8) High (8"), fixed to floor. Add \$90.
- **Leg angle** (linking/end tables only)
(AS) Straight legs. No upcharge.
(SA) Straight front legs, angled back legs. No upcharge.
- **Additional weight**
(NC) No additional weight.
(CW) Additional weight. Upcharges vary, see model.
- **Power unit finish**
(J) Jet Black
(W) White
- **Power/USB unit position** (coffee and linking/end tables only, as shown below). Add \$881 per unit.
(NP) No power. No upcharge.
(E1) Left end (rectangular coffee table only)
(E2) Right end (rectangular coffee table only)
(F3) Front center (square coffee table only)
(T1) Top
- **Fasteners**
(RS) Standard
(TP) Tamperproof. Add \$119.

EXAMPLE RIVER+ TABLE ORDER CODE:

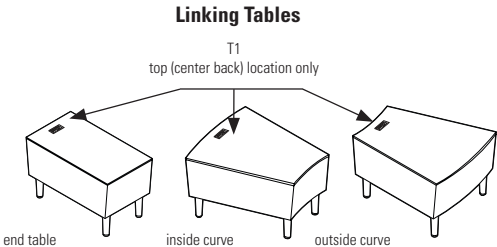
R27858	-ACJ	-CHM	-S6	-AS	-NC	-W	-T1	-RS
Model number	Laminate	Leg finish	Leg selection	Leg angle	Additional weight	Power finish	Power/USB	Fasteners

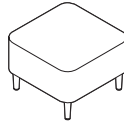
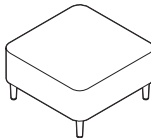
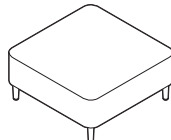
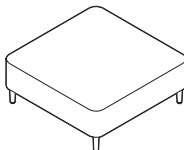
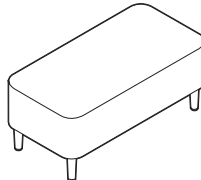
ELECTRICAL PLACEMENT



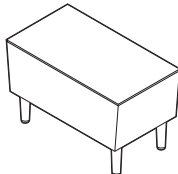


Coffee Tables




Linking Tables



DESCRIPTION	FEATURES	MODEL#	STANDARD TEXTILE GRADES									
	24" Square Laminate Coffee Table COM: N/A Unit weight: 40 LB 18.14 KG Carton weight: 40 LB 18.14 KG Carton volume: 10.7 FT³ 0.3 MT³			List price								
				R278551329								
	30" Square Laminate Coffee Table COM: N/A Unit weight: 53 LB 24.04 KG Carton weight: 53 LB 24.04 KG Carton volume: 15.3 FT³ 0.43 MT³			List price								
				R278561392								
	36" Square Laminate Coffee Table COM: N/A Unit weight: 75 LB 34.01 KG Carton weight: 75 LB 34.04 KG Carton volume: 20.6 FT³ 0.58 MT³			List price								
				R278571541								
	42" Square Laminate Coffee Table COM: N/A Unit weight: 115 LB 52.16 KG Carton weight: 115 LB 52.16 KG Carton volume: 26.7 FT³ 0.75 MT³			List price								
				R278581706								
	Rectangular Laminate Coffee Table COM: N/A Unit weight: 55 LB 24.94 KG Carton weight: 55 LB 24.95 KG Carton volume: 14.2 FT³ 0.4 MT³			List price								
				R278591400								
				OVERALL DIMENSIONS				SEAT DIMENSIONS			BACK DIMENSIONS	
				W D H				W D H			W H	
IN				242417				- - -			- -	
MM				610610432				- - -			- -	
				RTA 00							1 per carton	

DESCRIPTION	FEATURES	MODEL#	STANDARD TEXTILE GRADES																																																
	36" Dia. Round Laminate Coffee Table COM: N/A Unit weight: 63 LB 28.57 KG Carton weight: 63 LB 28.58 KG Carton volume: 15.3 FT³ 0.43 MT³	For power/USB unit, please see electrical placement chart.	Freestanding unit only. Add \$267 for 18 lbs. (CW)	List price																																															
				R27860 1729																																															
	42" Dia. Round Laminate Coffee Table COM: N/A Unit weight: 85 LB 38.55 KG Carton weight: 85 LB 38.56 KG Carton volume: 20.6 FT³ 0.58 MT³	For power/USB unit, please see electrical placement chart.	Freestanding unit only. No additional weight required.	List price																																															
				R27861 1889																																															
	Rectangular Laminate End Table COM: N/A Unit weight: 40 LB 18.14 KG Carton weight: 40 LB 18.14 KG Carton volume: 20.6 FT³ 0.58 MT³	For power/USB unit, please see electrical placement chart.	Includes ganging hardware (2 sides). Add \$533 for 36 lbs. (CW)	List price																																															
				R27862 1401																																															
	Inside Curve Laminate End Table COM: N/A Unit weight: 47 LB 21.31 KG Carton weight: 47 LB 21.32 KG Carton volume: 13.3 FT³ 0.37 MT³	For power/USB unit, please see electrical placement chart.	Includes ganging hardware (2 sides). Add \$533 for 36 lbs. (CW)	List price																																															
				R27863 1850																																															
	Outside Curve Laminate End Table COM: N/A Unit weight: 47 LB 21.31 KG Carton weight: 47 LB 21.32 KG Carton volume: 13.3 FT³ 0.37 MT³	For power/USB unit, please see electrical placement chart.	Includes ganging hardware (2 sides). Add \$533 for 36 lbs. (CW)	List price																																															
				R27864 1850																																															
				<table><tr><th colspan="3">OVERALL DIMENSIONS</th><th colspan="3">SEAT DIMENSIONS</th><th colspan="2">BACK DIMENSIONS</th></tr><tr><th>W</th><th>D</th><th>H</th><th>W</th><th>D</th><th>H</th><th>W</th><th>H</th></tr><tr><td>IN 36</td><td>36</td><td>17</td><td>-</td><td>-</td><td>-</td><td>-</td><td>-</td></tr><tr><td>MM 914</td><td>914</td><td>432</td><td>-</td><td>-</td><td>-</td><td>-</td><td>-</td></tr><tr><td colspan="3">RTA 00</td><td colspan="5">1 per carton</td></tr></table>								OVERALL DIMENSIONS			SEAT DIMENSIONS			BACK DIMENSIONS		W	D	H	W	D	H	W	H	IN 36	36	17	-	-	-	-	-	MM 914	914	432	-	-	-	-	-	RTA 00			1 per carton				
OVERALL DIMENSIONS			SEAT DIMENSIONS			BACK DIMENSIONS																																													
W	D	H	W	D	H	W	H																																												
IN 36	36	17	-	-	-	-	-																																												
MM 914	914	432	-	-	-	-	-																																												
RTA 00			1 per carton																																																
				<table><tr><th colspan="3">OVERALL DIMENSIONS</th><th colspan="3">SEAT DIMENSIONS</th><th colspan="2">BACK DIMENSIONS</th></tr><tr><th>W</th><th>D</th><th>H</th><th>W</th><th>D</th><th>H</th><th>W</th><th>H</th></tr><tr><td>IN 42</td><td>42</td><td>17</td><td>-</td><td>-</td><td>-</td><td>-</td><td>-</td></tr><tr><td>MM 1067</td><td>1067</td><td>432</td><td>-</td><td>-</td><td>-</td><td>-</td><td>-</td></tr><tr><td colspan="3">RTA 00</td><td colspan="5">1 per carton</td></tr></table>								OVERALL DIMENSIONS			SEAT DIMENSIONS			BACK DIMENSIONS		W	D	H	W	D	H	W	H	IN 42	42	17	-	-	-	-	-	MM 1067	1067	432	-	-	-	-	-	RTA 00			1 per carton				
OVERALL DIMENSIONS			SEAT DIMENSIONS			BACK DIMENSIONS																																													
W	D	H	W	D	H	W	H																																												
IN 42	42	17	-	-	-	-	-																																												
MM 1067	1067	432	-	-	-	-	-																																												
RTA 00			1 per carton																																																
				<table><tr><th colspan="3">OVERALL DIMENSIONS</th><th colspan="3">SEAT DIMENSIONS</th><th colspan="2">BACK DIMENSIONS</th></tr><tr><th>W</th><th>D</th><th>H</th><th>W</th><th>D</th><th>H</th><th>W</th><th>H</th></tr><tr><td>IN 28</td><td>15</td><td>17</td><td>-</td><td>-</td><td>-</td><td>-</td><td>-</td></tr><tr><td>MM 711</td><td>381</td><td>432</td><td>-</td><td>-</td><td>-</td><td>-</td><td>-</td></tr><tr><td colspan="3">RTA 00</td><td colspan="5">1 per carton</td></tr></table>								OVERALL DIMENSIONS			SEAT DIMENSIONS			BACK DIMENSIONS		W	D	H	W	D	H	W	H	IN 28	15	17	-	-	-	-	-	MM 711	381	432	-	-	-	-	-	RTA 00			1 per carton				
OVERALL DIMENSIONS			SEAT DIMENSIONS			BACK DIMENSIONS																																													
W	D	H	W	D	H	W	H																																												
IN 28	15	17	-	-	-	-	-																																												
MM 711	381	432	-	-	-	-	-																																												
RTA 00			1 per carton																																																
				<table><tr><th colspan="3">OVERALL DIMENSIONS</th><th colspan="3">SEAT DIMENSIONS</th><th colspan="2">BACK DIMENSIONS</th></tr><tr><th>W</th><th>D</th><th>H</th><th>W</th><th>D</th><th>H</th><th>W</th><th>H</th></tr><tr><td>IN 28</td><td>17</td><td>17</td><td>-</td><td>-</td><td>-</td><td>-</td><td>-</td></tr><tr><td>MM 711</td><td>432</td><td>432</td><td>-</td><td>-</td><td>-</td><td>-</td><td>-</td></tr><tr><td colspan="3">RTA 00</td><td colspan="5">1 per carton</td></tr></table>								OVERALL DIMENSIONS			SEAT DIMENSIONS			BACK DIMENSIONS		W	D	H	W	D	H	W	H	IN 28	17	17	-	-	-	-	-	MM 711	432	432	-	-	-	-	-	RTA 00			1 per carton				
OVERALL DIMENSIONS			SEAT DIMENSIONS			BACK DIMENSIONS																																													
W	D	H	W	D	H	W	H																																												
IN 28	17	17	-	-	-	-	-																																												
MM 711	432	432	-	-	-	-	-																																												
RTA 00			1 per carton																																																
				<table><tr><th colspan="3">OVERALL DIMENSIONS</th><th colspan="3">SEAT DIMENSIONS</th><th colspan="2">BACK DIMENSIONS</th></tr><tr><th>W</th><th>D</th><th>H</th><th>W</th><th>D</th><th>H</th><th>W</th><th>H</th></tr><tr><td>IN 28</td><td>17</td><td>17</td><td>-</td><td>-</td><td>-</td><td>-</td><td>-</td></tr><tr><td>MM 711</td><td>432</td><td>432</td><td>-</td><td>-</td><td>-</td><td>-</td><td>-</td></tr><tr><td colspan="3">RTA 00</td><td colspan="5">1 per carton</td></tr></table>								OVERALL DIMENSIONS			SEAT DIMENSIONS			BACK DIMENSIONS		W	D	H	W	D	H	W	H	IN 28	17	17	-	-	-	-	-	MM 711	432	432	-	-	-	-	-	RTA 00			1 per carton				
OVERALL DIMENSIONS			SEAT DIMENSIONS			BACK DIMENSIONS																																													
W	D	H	W	D	H	W	H																																												
IN 28	17	17	-	-	-	-	-																																												
MM 711	432	432	-	-	-	-	-																																												
RTA 00			1 per carton																																																

DESCRIPTION	FEATURES	MODEL#	STANDARD TEXTILE GRADES					
	No power/USB unit.	7743	List price					
			1063					

VITROLA



model 8271 model 8275



model 8274, 8275 and 8276

STANDARD FEATURES

- Classic soft seating upholstery design with swooping arms.
- Available in lounge, high back lounge, two seat sofa and three seat sofa.
- Matching ottoman and accent pillow complete the offering.
- Fully upholstered with piping details at the bottom of frame.
- Seat cushions are fixed or sewn tight.
- Standard in tapered maple wood legs. Legs are equipped with White non-marking glides as standard. Suitable for both carpet and hard surface flooring.
- Upholstery options: fabric, vinyl or leather. Vinyl and leather models may feature stitch detail across the seat and/or back cushions, if applicable.
- Back upholstery is continuous without seams. In the event the textile cannot be railroaded, stitch lines will be required (one for 2 seater and two for 3 seater).
- All models ship fully assembled.


OPTIONAL FEATURES


Please add option codes in the following order:


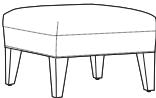

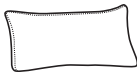
- **Model number**
8271 Lounge chair
8272 Two seat sofa
8273 Three seat sofa
8274 Ottoman
8275 High back lounge chair
8276 Accent pillow
- **Fabric**
Specify fabric code.
- **Wood Legs**
(AB) Absolute (AAM)
(BM) Black (BKM)
(AC) Cherry (ACM)
(EO) English Oak (EOM)
(EC) Espresso Café (ECM)
(HT) Grey (HGM)
(AH) Honey (AHM)
(TM) Mahogany (TMM)
(AM) Maple (AVM)
(MW) Medium Walnut (MWM)
(NL) Natural Walnut (NLW)
(AT) Night (ASM)
(BI) Noce Biondo (NBM)
(GI) Noce Grigio (NGM)
(EI) Noce Leggero (NEM)
(MI) Noce Medio (NMM)
(SH) Shaker Cherry (SKM)
(TF) Fruitwood (TFM)
(TW) Walnut (TWM)
(WR) WC Cream (WTM)
(WH) White (WHM)
(WM) Winter Cherry (WCM)
(colors shown on website)






EXAMPLE VITROLA ORDER CODE:

8271	WA50	HT
Model #	Fabric	Wood Legs

DESCRIPTION	FEATURES	MODEL #	STANDARD TEXTILE GRADES											
 Lounge Chair COM: 5.25 YD 4.8 M Unit weight: 80 LB 36.4 KG Carton weight: 90 LB 40.82 KG Carton volume: 20.25 FT³ 0.57 MT³			1	2	3	4	5	6	7	8	9	10	11	12
		8271	1423	1591	1733	1896	2163	2410	2657	2872	3140	3392	3733	4216
		OVERALL DIMENSIONS			SEAT DIMENSIONS			BACK DIMENSIONS						
			W	D	H	W	D	H	W	H				
		IN	28	31	34	22	20	18	22	16				
		MM	711	787	864	559	508	457	559	406				
		RTA 00	1 per carton											

 Two Seat Sofa COM: 7.25 YD 6.63 M Unit weight: 95 LB 43.2 KG Carton weight: 107 LB 48.53 KG Carton volume: 36.5 FT³ 1.03 MT³			1	2	3	4	5	6	7	8	9	10	11	12
		8272	2349	2581	2777	3002	3371	3712	4053	4350	4720	5068	5539	6206
		OVERALL DIMENSIONS			SEAT DIMENSIONS			BACK DIMENSIONS						
			W	D	H	W	D	H	W	H				
		IN	51	31	34	45	20	18	45	16				
		MM	1295	787	864	1143	508	457	1143	406				
		RTA 00	1 per carton											

DESCRIPTION	FEATURES	MODEL #	STANDARD TEXTILE GRADES											
	Three Seat Sofa COM: 9.25 YD 8.46 M Unit weight: 125 LB 56.8 KG Carton weight: 140 LB 63.5 KG Carton volume: 51.75 FT³ 1.46 MT³		1	2	3	4	5	6	7	8	9	10	11	12
		8273	3113	3409	3659	3946	4417	4852	5287	5666	6138	6582	7183	8034
		OVERALL DIMENSIONS			SEAT DIMENSIONS			BACK DIMENSIONS						
		W	D	H	W	D	H	W	H					
		IN 74.25 MM 1886	31 787	34 864	68.25 1734	20 508	18 457	68.25 1734	16 406					
		RTA 00	1 per carton											
	Ottoman COM: 1.75 YD 1.6 M Unit weight: 15 LB 6.8 KG Carton weight: 20 LB 9.07 KG Carton volume: 8 FT³ 0.22 MT³		1	2	3	4	5	6	7	8	9	10	11	12
		8274	525	581	628	683	772	854	936	1008	1097	1181	1295	1456
		OVERALL DIMENSIONS			SEAT DIMENSIONS			BACK DIMENSIONS						
		W	D	H	W	D	H	W	H					
		IN 24 MM 610	24 610	17 432	24 610	- -	17 432	- -	- -					
		RTA 00	1 per carton											
	High Back Lounge Chair COM: 6.25 YD 5.72 M Unit weight: 85 LB 38.6 KG Carton weight: 96 LB 43.54 KG Carton volume: 28.25 FT³ 0.79 MT³		1	2	3	4	5	6	7	8	9	10	11	12
		8275	1652	1852	2021	2215	2533	2827	3121	3377	3696	3996	4402	4977
		OVERALL DIMENSIONS			SEAT DIMENSIONS			BACK DIMENSIONS						
		W	D	H	W	D	H	W	H					
		IN 28 MM 711	31 787	42 1067	22 559	20 508	18 457	22 559	18 457					
		RTA 00	1 per carton											
	Accent Pillow COM: 0.75 YD 0.69 M Unit weight: 3 LB 1.4 KG Carton weight: 4 LB 1.81 KG Carton volume: 1 FT³ 0.02 MT³		1	2	3	4	5	6	7	8	9	10	11	12
		8276	175	199	219	243	281	316	351	382	420	456	505	574
		OVERALL DIMENSIONS			SEAT DIMENSIONS			BACK DIMENSIONS						
		W	D	H	W	D	H	W	H					
		IN 23 MM 584	6 152	8 203	- -	- -	- -	- -	- -					
		RTA 00	1 per carton											

GLIDES	SURFACE	CARPET	VINYL SHEET	LVT	VCT	RUBBER	CORK	HARDWOOD	LAMINATE	CERAMIC TILE, STONE	MARBLE, GRANITE	CONCRETE
NO GLIDE (XG) 		●	NR	NR	NR	●	NR	NR	NR	NR	NR	NR
CLEAR POLYCARBONATE GLIDE (CG) 		●	NR	NR	NR	●	NR	NR	NR	NR	NR	●
STAINLESS STEEL PAD ON POLYCARBONATE GLIDE (SG) 		●	NR	NR	NR	●	NR	NR	NR	NR	NR	NR
FELT PAD ON POLYCARBONATE GLIDE (FG) 		NR	●	●	NR	NR	●	NR	●	NR	NR	NR
RUBBER NO SLIP PAD ON POLYCARBONATE GLIDE (RG) 		NR	●	●	●	NR	NR	●	●	●	●	NR

NOTE: The above is only a guideline based on clean and properly finished floors. Glides that are not recommended for use will not be covered by Global's Limited Lifetime Warranty. Site conditions can dramatically affect how appropriate a glide is for any application. Regular inspection of glides is critical to preventing floor damage. See descriptions below.

● = BEST FOR APPLICATION

NR = NOT RECOMMENDED FOR USE

NO GLIDE (XG): The plain Chrome sled based frame slides easily and silently over carpeted surfaces. Note: do not use in damp areas.
CLEAR POLYCARBONATE GLIDE (CG): The polycarbonate glide is easy to move over most flooring. It does not leave marks and it reduces noise on hard surfaces.
STAINLESS STEEL PAD ON POLYCARBONATE GLIDE (SG): The stainless steel bottomed glide slides easily. It is extremely durable, reduces floor contact and noise on hard surfaces.
FELT PAD ON POLYCARBONATE GLIDE (FG): The felt bottomed glide moves silently and smoothly on hard surface flooring. Helps to prevent floor damage.
RUBBER NO SLIP PAD ON POLYCARBONATE GLIDE (RG): The rubber bottomed glide is slip-resistant. It grips flooring, reduces movement, scratching and eliminates noise.

* Glides with felt pads (FG) and rubber pads (RG) are also available on four-legged guest chairs in the following series: Caprice, Comet, Diplomat, Lite, Locust, Sidero, Sonic, Supra, Twilight and Vion. Glide and flooring surface combinations follow the recommendations above.

textiles and finishes

Care and Cleaning

Textiles

Fabrics: To extend the life of your seating upholstered in fabric, regularly dust the chair to prevent airborne particles from penetrating the fabric surface.

For light soiling, use a damp cloth and blot the spot with very light pressure, taking care never to soak the fabric. Dry with a clean cloth by blotting - never rub fabric. More intense stains can be treated the same way, but with a mild detergent. Always test fabric first in an unseen area before using any cleaning method.

Leather: For regular cleaning, simply use a soft damp cloth, taking care not to soak the leather. For more thorough treatment, soak a soft cloth in a mild soap solution and wipe surface in a light circular motion. Repeat with clean water. Allow to dry and polish with a soft dry cloth. Do not use detergents, aerosol sprays or other polishes.

Hard Surfaces

Laminate, painted and plated metal finishes + solid surfaces:

Wipe the surface with a clean soft damp cloth; if needed, a mild soap solution (i.e. Ivory dishwashing liquid) can be used. To prevent streaks, dry the surface with a clean dry soft cloth moving in a circular motion.

Textiles

- **Water-based cleaner (W):** Spot clean, using the foam only from a water-based cleaning agent, such as a mild detergent or non-solvent upholstery shampoo product. Apply foam with a soft brush in a circular motion. Vacuum when dry. Pretest small area before proceeding.
- **Solvent cleaner (S):** Spot clean, using a mild water-free solvent or dry cleaning product. Clean only in a well-ventilated room and avoid any product containing carbon tetrachloride or other toxic materials. Pretest a small area before proceeding.
- **Water/solvent cleaner (WS):** Spot clean with a mild solvent, an upholstery shampoo, or the foam from a mild detergent. When using a solvent or dry cleaning product, follow instructions carefully and clean only in a well-ventilated room. Avoid any product that contains carbon tetrachloride or other toxic materials. With either method, pretest a small area before proceeding.
- **Vacuum only (X):** Clean this fabric only by vacuuming or light brushing to prevent accumulation of dust and grime. Water-based foam cleaning agents of any kind may cause excessive shrinking, staining, or distortion of the surface pile and therefore, should not be used.
- **Crypton cleaning (C):** Generally stains are removed with plain water and powdered enzyme detergent. Upholstery foam shampoo, water-based cleaning products and germicidal detergents can be used. Be sure to remove all residue from cleaning products with clean water. Do not use solvent-based cleaners or dry cleaning products.
- These recommendations and codes were developed by fabric specialists. However, because of the various ways fabric can be stained or damaged, there is no guarantee that the results will be completely successful. Use suggested methods on your own responsibility. To help prevent overall soil, frequent vacuuming or light brushing to remove dust and grime is recommended. Use professional furniture cleaning service when overall soiled condition has been reached.

METAL LEG, FRAME + BASE FINISH CHART

	paint finishes																				plated finishes			
	Black	Tungsten	Shadow	Latte	Mocha	Kalua	Toast	Designer White	Nevada	Fog	Cloud	Sand	Frost	Dijon	Carrot	Scarlet	Cactus	Buzz Blue	Eggplant	Ink	Chrome	Brushed Chrome	Satin Brass	Antique Copper
OLD FINISH CODE	BLK	TUN	SHW	LAB	J52	KAL	TOA	DWT	NEV	FOG	IVC	-	-	-	-	-	-	-	-	-	CH	BSC	-	-
NEW FINISH CODE	TBL	TTU	TSH	TLA	TMO	TKA	TOA	TDW	TNE	TFO	TIV	TSN	TFR	TDJ	TCR	TSR	TCC	TBZ	TEG	TIN	CHM	BCH	SBR	ACO

GUEST SEATING																								
Comet	•	•	•	•	•	•	•	•	•	•	•	•	•	•	•	•	•	•	•	•	•*			
	•	•	•																					

Moda (four leg)	•*	•*	Also available in three woodgrain patterns																		•			
Sas	•	•						•													•*			
	•	•	•	•	•	•	•	•	•	•	•	•	•								•*			

STACKING/NESTING CHAIRS																								
Duet (sled bases)																					•			
Moda (stacking)																					•			
Popcorn (sled bases)																					•			
	•	•	•	•	•	•	•	•	•	•	•	•	•	•	•	•	•	•	•	•	•*	•*	•*	•*

Sonic	•	•	•	•	•	•	•	•	•	•	•	•	•	•	•	•	•	•	•	•	•			
Stream (multi-purpose)	•	•	•	•	•	•	•	•	•	•	•	•	•	•	•	•	•	•	•	•	•*	•*	•*	•*
	•	•	•							•											•*			

LOUNGE SEATING																								
Ballara	•	•						•													•*	•*		

Drift (sled base seating + tables)	•	•	•	•	•	•	•	•	•	•	•	•	•	•	•	•	•	•	•	•	•*			
------------------------------------	---	---	---	---	---	---	---	---	---	---	---	---	---	---	---	---	---	---	---	---	----	--	--	--

River	•	•	•	•	•	•	•	•	•	•	•	•	•								•			
River+ (legs)	•	•	•	•	•	•	•	•	•	•	•	•	•								•			

* Upcharge required for this finish selection.

This illustrated list price book has been designed to facilitate fast reference and easy use. Products are categorized into "seating", "desks", "files", "panels" or "tables" and are listed numerically within their categories. The line drawings match actual photographs (where possible) to aid in instant recognition of the total range within a series.

Sales of Global Furniture Group ("Global") products are made only on Global's standard Terms and Conditions of sale which are contained in this list price book. The "Purchaser" in these Terms and Conditions shall refer to Dealers and those who originally purchase directly from Global for use or re-sale. These standard Terms and Conditions may be modified or supplemented only by a separately written document signed by Global's authorized personnel at its head office in Toronto, Ontario, Canada. Any term or condition contained in any purchase order or other form used by the Purchaser to order goods (including standard, printed language) which is different from, in addition to, or in any way inconsistent with Global's standard Terms and Conditions shall be of no force or effect whatsoever.

All illustrations, specifications and prices in this list price book are based on the latest product information available at time of publication. Global reserves the right to make changes at any time and without prior notice to prices, colors, materials, specifications and models offered.

Description

Each product shown or described in this list price book is standard Global product. Available options are noted at the beginning of each series. Available options may require additional delivery time and cost, and may affect the warranty given. Sizes and weights shown are approximate and are subject to slight changes from time to time.

Prices and Payment

The prices shown in this list price book as well as those quoted by Global, are in Canadian dollars for orders shipped to destinations in Canada.

If shipping date requested is more than 90 days from date of order, Global shall reserve the right to use published list prices effective at time of shipment.

Orders are invoiced at time of shipment. Terms of payment are net 30 days from date of invoice unless otherwise stated. The Purchaser agrees that Global shall reserve the right to enforce a charge amounting to 1.5% per month (18% per year) on invoices outstanding more than 30 days.

If the Purchaser's most recent annual net volume is less than \$5,000, Global may suggest payment be made in advance.

All orders are subject to the Purchaser complying with Global's prevailing credit policy.

Any products sold by Global shall remain the property of Global until fully paid.

Prices are suggested list prices only and are subject to change without notice. Global will, however, attempt to keep the Purchasers up-to-date on all developments including price changes.

Taxes

All prices shown in this list price book are exclusive of sales, use, excise, HST and other applicable taxes and duties which may be the Purchaser's responsibility as per the invoice issued by Global. If the Purchaser claims an exemption from such taxes, it shall be the Purchaser's responsibility to furnish Global with an appropriate exemption certificate at time of order.

Ordering Information

Global requires that all orders be submitted in writing and will be acknowledged on Global's acknowledgement forms governing the transaction.

The details appearing on this acknowledgement will describe the items to be shipped and the approximate shipping date. It is the Purchaser's responsibility to determine that the information in the acknowledgment is correct. In the event of an error, the Purchaser must notify their Global Customer Service representative immediately by telephone followed by written confirmation. Shipping dates are assigned to orders based on the items having the longest manufacturing lead time (unless instructed to partial ship).

At time of order, please provide the following information:

1. Account number (if possible)
2. PO number
3. "Bill to" and/or "Ship to" and name and address
4. Complete model number and selected options including textiles/finishes
5. Special instructions and tag information
6. Shipping instructions, please indicate:
 - a. pick up
 - b. Global trailer program
 - c. common carrier, provide name of carrier, your account number
7. Special quote (SQ) # or MTM # (if applicable)
8. Customer's Own Material (COM), Global Purchased Material (GPM), Customer's Own Leather (COL), see below.
9. For specials and custom quoted product, please indicate the custom quote # on your PO. If changes are made to the quote a new quote must be issued prior to submitting the order. It is the Purchaser's responsibility to determine that the information on the quote is correct. Global will not be responsible for wrong product due to errors in the quote.

The above points will be checked by Global for accuracy. Global will process orders using the codes provided by the Purchaser. Price discrepancy is the responsibility of the Purchaser. The Purchaser must notify Global prior to invoicing.

The Purchaser is responsible for providing correct information at time of order. If no option(s) are selected the system will default to standard feature(s). Orders with missing/incorrect information (finish, etc.) will be put on hold until all information is complete. Orders will be scheduled for manufacturing upon receipt of complete information.

Changes and Cancellations

After the date of Global's acknowledgment of the Purchaser's order, the order may not be changed or cancelled by the Purchaser without the written consent of Global. Orders for products upholstered in "special order textiles" (GPM) cannot be cancelled once material has been purchased. Special order items, COM and textile-covered items already in production are not subject to change or cancellation under any circumstances. Textile-covered items are considered to be in production once the textile is scheduled for cutting. Other standard items already in production are subject to a minimum 35% cancellation charge.

Errors and Omissions

All quotations, acknowledgements and invoices are subject to corrections for any errors and omissions.

Casters

The list price book specifies the caster which comes standard with each chair model. Most chairs are equipped with C1 or C65 casters which are best used on carpeted surfaces. If it is intended to use the product on hard surfaces such as ceramics, concrete, linoleum or hardwood, it is recommended to use different casters. It is the responsibility of the customer to determine the standard caster for a particular product and whether such caster is appropriate for the given application. The Arm and Caster section illustrates the caster options offered by Global and their suggested uses.

FINISHES

Seating Finishes - Painted

Where painted frames are not a standard color, a special quote is required.

Seating Finishes - Wood Stained

A one time setup fee of \$250 net will be applied per order for custom wood staining/color matching requests. This payment will be valid for 5 years from the date it is set up. After 5 years, the \$250 setup fee will apply again. Restrictions may apply. The customer must provide a 3" x 3" color chip/sample.

For application of customer's own wood stain, there will be an upcharge of 10% list price, per unit (in addition to the option upcharge, when applicable). For orders with custom stain unit quantities of 30 or more, the upcharge may be reduced or eliminated. A [Special Product Request](#) must be submitted for a quotation.

Custom Wood Staining

Custom wood staining procedure for wood seating is as follows. Customer provides a sample of the desired wood finish. That sample is sent to Global's Specials Department. Several finished samples will be sent back. The customer/end user will sign off on the samples (keeping one for their records) and return the rest of the samples. Global will not necessarily match the wood species but rather will generate a color that will coordinate with the sample when it is applied to the wood species used in the seating frame.

File Finishes

There is no upcharge on any standard file finish. Any non-standard file finish must be approved by Global prior to acceptance of order and may be subject to an upcharge.

9300 Series, 9300 Plus Series, G Series Pedestals can be ordered in non-standard finishes with a 10% upcharge on orders up to and including 10 units. There is no upcharge on orders of 11 units or more.

Please note:

- You can only combine 9300 Series and 9300 Plus Series to meet the 11 unit minimum.

An upcharge of 10% will apply to Metallic, Mica and any non-standard White finishes regardless of the number of units ordered.

Wood Veneer Finishes

Because the distinctive characteristics and the nature of wood products cause variations, exact matches are not always possible. Global will not be held responsible if the finishes cannot be matched.

Customer's Own Material (COM)

Use of COM must be approved by Global prior to acceptance of order. Please submit the Authorization Request Form. Photocopy and use this form as often as necessary. The customer must provide a 12" x 12" textile sample and advise how the textile is to be applied and quantity of textile being sent. **Textile yardage requirement will be advised by the factory, and additional yardage may be required if pattern requires matching.** Upon approval from Global, send textile to the COM Department at: 596 Supertest Road, Toronto ON, M3J 2M5. Send to the address provided on shipping document upon approval from Global. If COM is difficult to apply or if product is required to be modified, extra charges will apply. Global reserves the right to cancel an order at any time if COM is inadequate for any reason. COM must be shipped freight and duties paid if applicable to our factory. Such shipment must be fully identified with the Purchaser's order number, and the item for which the material is intended. Performance of COM when applied to product is the sole responsibility of the Purchaser. Global's standard product warranty shall not apply to COM.

COM price is the lowest published price/grade for the series. The published yardage requirement for COM orders is approximate and shown beside each item in the list price book. The yardage shown there is based on the textile requirements for cutting and sewing a single chair in a plain patterned textile. For textiles with a pattern repeat or for COM orders involving 10 or more chairs, please consult with Customer Service for recalculation of the yardage requirements as this may significantly change the textile requirement.

Textile Grading

All products are priced according to their standard textile grade. Lower grade textiles may be available but at the same price as standard textile grade. See Textiles and Finishes section for graded textiles.

Combining two grades of textiles may result in a revised grade. Please refer to "Two Grades Combination Chart" in the Textiles and Finishes section. For more than two textiles a special quotation is required.

Global Purchased Material, Customer Specified (GPM)

Global may purchase material specified by the customer. Use of GPM must be approved by Global prior to acceptance of order. If it is difficult to apply or if product is required to be modified, extra charges will apply. Global reserves the right to cancel an order at any time if GPM is inadequate for any reason. Performance of GPM when applied to product is the sole responsibility of the textile vendor. Global's standard warranty will not apply to GPM materials.

Customer's Own Leather (COL)

Not all seating can be upholstered in leather. Please consult series notes for availability. COL price is the lowest published grade for the series (leather or fabric).

Upholstery Coverings

Slight variations in color may occur between dye lots. Although Global attempts to minimize these variances, they do occur and must be accepted as normal and will not be considered defects.

Leather is a Natural Product

Natural variations occur in the color, grain and texture of leather. As a result, a degree of variation should be expected. As leather is used it develops a patina. Its color changes slightly, it will get marked and it will stretch and pull, these are the hallmarks of genuine leather and are not considered defects.

Yardage

Required yardage (yd) is based on unmatched materials with widths of 54" for seating, 63" for panels.

Arms

A wide selection of arms are available for some series. See Arm Chart in the Seating list price book.

Weight

In the Seating list price book, weight is provided for both unit weight and carton weight. In the Desking + Tables and Metal Filing + Storage list price books, carton weight is provided.

Delays

Global's order acknowledgment will state a shipping date which is Global's best estimate at the time the order is acknowledged. However, Global shall not incur any obligation or liability to the Purchaser for failure to ship by specified date unless Global has agreed to an unequivocal shipping date in a separately signed written document executed by its authorized personnel at its head office. In addition, Global will not be liable for any loss or damage resulting from any delay or failure in shipment or other failure to perform all or any part of the agreement between the parties with respect to the goods shown on the face of the order acknowledgement where such delay, failure, loss or damage is the proximate result of any act of any governmental authority or political subdivision thereof, revolution, riot, civil disorder or disturbance, delay or default in transportation, strike disputes among or between labor unions or other labor disputes, delay or inability in obtaining materials and facilities, fire, flood, act of God or any cause not within the reasonable control of Global.

Free on Board (FOB)

FOB point is Global's Factory, Toronto, Ontario, Canada.

Courier Type Shipments

This symbol is used to indicate that the adjacent product can be sent by courier type shipments, such as Federal Express, Purolator, CanPar and UPS.

Shipping

The Purchaser must select, at time of order, one of two methods of freight payment. Global will make no end-user shipments unless special arrangements have been made.

1. FOB point of shipment, freight collect - pick up and common carrier.
2. FOB point of shipment, freight prepaid and invoiced to the Purchaser - Global Trailer Program.

All deliveries are dock to dock.

Service

Service requests are normally the responsibility of Global's authorized Dealers. Where this cannot be accomplished on a local level, service problems should be referred to Global's Customer Service Department.

Global/Express (Canada)

Tel: (905) 660-5101 or 1-800-567-8901

Fax: (905) 660-4759 or 1-800-375-5134

Global International

Tel: (416) 661-3660

Fax: (416) 661-661-0983 or 1-877-585-5579

Returns

No returns of goods will be accepted without written consent and shipping instruction from Global. A minimum re-stocking charge of 35% is made on all authorized returns for credit or refund, provided goods are received by Global in the condition in which they left the factory. This may increase depending on the type of product. Global's Return Goods Authorization (RGA) numbers must appear prominently on all authorized returns. Global will not be responsible for return freight costs. No credit will be given if goods cannot be reused as new. Special order items, non-stock items and COM products are in no event subject to return. All returns must be approved and authorized in writing by Global Customer Service. Global reserves the right to refuse delivery of any unauthorized returns.

Claims

All goods are sold FOB plant or Global Distribution Center. Global is not responsible for damage which occurs in transit (or in storage). The carrier signs for all goods received in apparently good order. It is the Purchaser's responsibility to examine goods upon receipt and to file any claims with the carrier for losses or damage to the product occurring during transit, including concealed damage.

Any claims made against Global for apparent defects, errors or shortages must be made by the Purchaser, in writing, within 15 working days after any delivery. Failure by the Purchaser to make any claim against Global within 15 days shall constitute acceptance of the goods and a waiver of any apparent defects, errors or shortages.

Suspension

In the event that the Purchaser defaults in the payment of any sum due to Global, or in the event the Purchaser's financial condition becomes unsatisfactory to Global, Global shall have the right to defer or discontinue shipment of any goods until such time as the default is cured or the Purchaser provides assurance of payment to Global.

Copyright

All catalogs, photographs, drawings, list price books and other printed materials are protected by copyright. All rights reserved.

Trademarks

All trademarks are owned by Global Furniture Group other than OBUSFORME™ which is owned by OBUSFORME LTD CO., a division of Homematics Inc., MOR-CARE which is owned by MORBERN INC, Perma-Mesh which is the property of J.B. Research Inc. SCHUKRA™ which is owned by SCHUKRA MANUFACTURING INC. OBUSFORME® and the distinctive backrest design are registered trademarks of OBUSFORME LTD CO.

Designs and Patents

Many of the products produced by Global are protected by design registrations, design patents and/or patents. Design and specifications are subject to change, discontinuance or additions without notice.

For a full listing of issued trademarks, please visit globalfurnituregroup.com.

Cubic Measure

The stated volume is an approximate cubic foot measure that may be used to calculate freight costs. The figure shown is the total shipping volume of a unit (e.g. if a part is sent in 2 cartons the volume indicated reflects both cartons together) and is subject to change without notice. It is most economical to purchase the specified number per carton.

Combined Shipments

Global will make every effort to combine shipments and orders on written request. However, Global cannot be held responsible where such requests are not complied with.

Offer of Sale

Possession of this list price book or any other literature shall not imply the company's willingness to sell to the holder and shall not be construed as a direct offer of sale.

If a conflict arises between: (i) prices found in software support packages furnished to the customer by Global or by any other source on behalf of Global; and (ii) Global's current pricing found on Global's website, then the most current shall prevail.

Testing Qualifications

Many Global products pass or exceed the most stringent industry testing standards.

Disclaimer

Metric dimensions are provided for seating products for reference only. In the event that there is a discrepancy between imperial measurements and metric measurements, imperial measurements shall prevail. Prices shown are current manufacturer's suggested list prices at time of printing. Updated pricing is available on Global's website. All applicable taxes are extra. Descriptions, specifications and prices are subject to change without notice. Errors and omissions are subject to correction.

Fire Rating

The state of California recently repealed CAL TB133, but requests for it may still occur until local fire codes are updated and/or a national standard is declared. Global will no longer test products to meet CAL TB133.

The industry is supporting the adoption of CAL TB117-2013 as the accepted fire standard and will be what Global can support. CAL TB117 outlines performance standards and methods for testing the smolder resistance of cover textiles, barrier materials, filing materials and decking materials used in upholstered furniture. This is done by a "cigarette test".

CAL TB117-2013 does not require a fire blocker or any additional components to achieve the rating. All Global foams and textiles (carded & GPM) meet CAL TB117-2013 requirements without any harmful chemicals. Global can provide third party CAL TB117-2013 certifications upon request for any textile or foam by model.

Often the Fire Marshal will request 'NFPA 261', however, this is not a test required by our industry or provided by Global. CAL TB117-2013 is the equivalent and can be accepted at the discretion of the Fire Marshal.

WARNING - SEATING PRODUCTS**TO PREVENT PRODUCT FAILURE AND POSSIBLE INJURY:**

Ensure that the appropriate selection is made for the intended use of the chair including user's weight. Some chairs are not recommended for users above a certain weight. Frequently inspect the chair for visible cracks and tighten all screws, bolts and adjustable knobs. If the chair is damaged or unstable, immediately remove it from service.

Any information or suggestions concerning applications, specifications or compliances with codes and standards is provided solely for your convenient reference and without any representation as to accuracy or suitability. Global disclaims any legal responsibility. The user must verify and test the suitability of any information or products for his specific application. Global reserves the right to change the Terms and Conditions in the list price book without notice.

This list price book is effective as of January 2025.

For periodic updates, please check the PDF at globalfurnituregroup.com. After login, select Resources then Price Lists. From here you will have the option to select either the Seating, Desking + Tables or Metal Filing + Storage price list books. Global warrants that all commercial products are free from defects in material and workmanship, for the life of the product, to the original Purchaser.

Global warrants that all commercial products are free from defects in material and workmanship, for the life of the product, to the original Purchaser.

Global will repair or replace, at Global's option, as the sole remedy for any defect covered by the warranty. The warranty applies to products manufactured after March 22, 2016.

Global makes no warranty that any of its products are suitable for any particular purpose and makes no other warranties, express or implied, other than those set out here. As codes and standards vary from one jurisdiction to another, references to compliance are solely for convenience and without any representation as to accuracy or suitability. Users must verify the suitability of such information or product for their specific application. In no event shall Global be liable in either tort or contract for any loss or direct, special, incidental, consequential, or exemplary damages.

General Commercial Seating

Global's warranty for general commercial seating covers all chair components including pneumatic cylinders, bases, casters, glides, frames, arms, plastic seats, backs and other structural components. The warranty applies to single shift, standard commercial usage, defined as a standard eight (8) hour day, forty (40) hour week for users weighing up to 300 lbs.

Exceptions to the warranty for general commercial seating are as follows:

- Foam, upholstery, textiles (as sampled on Global branded and textile program cards), mesh material and electrical devices, are warranted for five (5) years
- Control mechanisms are warranted for twelve (12) years
- Heavy duty seating and light use seating are not defined as General commercial seating (see below for warranty exceptions)

Heavy Duty Seating

Global offers products designed for multiple shift applications (24 hours a day / 7 days a week) and larger individuals weighing up to 350, 400, 500 and/or 600 lbs. (depending on series and/or model). Global warrants these products for twelve (12) years to the original Purchaser. All components (including control mechanisms, pneumatic cylinders, bases, casters, glides, frames, arms, plastic seats/backs, etc.) are covered for 24/7 applications under the warranty. The exceptions are foam, upholstery and textiles, which are covered for five (5) years. Fabric or upholstery material on these products must exceed 100,000 double rubs for the textile portion of the warranty to apply. Heavy duty product series that apply under this warranty can be found in the Heavy Duty section of the list price book.

Light Use Seating

Global offers light use seating that is warranted for ten (10) years for the original Purchaser. The warranty covers all components (frames, glides and arms). The foam/textiles are warranted for five (5) years. The warranty on these light use series is for an eight (8) hour day, forty (40) hour week for users up to 200 lbs. Light use product series that apply under this warranty currently consists of the Key series.

Outdoor Furniture

Global offers products designed for use indoors or outdoors. Global warrants these products for three (3) years to the original purchaser. This warranty applies to single shift (eight (8) hour day, forty (40) hour week) for users weighing up to 275 pounds, unless noted otherwise. Outdoor furniture must be stored indoors during inclement or extreme weather such as extreme cold, extreme heat, or excessive wind.

Exceptions to the warranty for indoor/outdoor furniture is as follows:

- Only Global branded textiles and Alliance Partner carded textile program materials expressly identified for outdoor application are covered for three (3) years when used outdoors.

Seating Warranty Summary

Seating Type	Components Warranty For Original Purchaser	Use Time For Warranty Coverage	Exceptions
General commercial seating	lifetime	8 hours/5 days per week	foam/upholstery/textiles/mesh/electrical devices - 5 years control mechanisms - 12 years
Heavy duty seating	12 years	24 hours/7 days per week	foam/upholstery/textiles - 5 years
Light use seating	10 years	8 hours/5 days per week	foam/upholstery/textiles - 5 years
Indoor + outdoor furniture	3 years	8 hours/5 days per week	outdoor use textiles - 3 years

Global's warranty does not apply (for any product category) to the following:

- Nominal or normal amount of wear and tear that can occur over time
- Failures which result from negligence, abuse, accident or misuse
- Failure to apply, install or maintain products according to Global's written instructions and warnings
- Modifications, attachments or repair methods not approved by Global
- Damage caused by a carrier in transit, or delivery/installation contractors
- The matching of colors, grains or textures (wood, leather, etc.) of natural materials
- Products exposed to extreme hot or cold temperatures or excessively dry or humid environments
- Color fastness or the matching of color of textiles, dye lots of textile can vary
- Damage by markings or staining; damage by sharp objects or imprinting from instruments
- Damage to textiles or laminate and wood surfaces/edges from exposure to sunlight (including UV rays)
- Products not purchased directly from authorized Global resellers
- Products used for rental purposes
- Purchased parts are warranted for one (1) year
- Failure to follow specific cleaning and disinfecting instructions posted on globalfurnituregroup.com

Global's warranty does not cover the costs of transportation or labor. Repair or replacement will be at Global's discretion.

Textiles

Global warrants Global branded textiles and Global carded textile programs inclusive of fabrics, vinyls and leather products for five (5) years. Global does not warrant COM (Customer's Own Material) or GPM (Global Purchased Material) that are customer specified materials, or graded-in and purchased by Global for a customer. For GPM or COM products, please contact the textile supplier for performance information and warranty details. Please refer to our website at globalfurnituregroup.com for detailed information on cleaning and disinfecting procedures. Improper usage of disinfecting/cleaning products may void the warranty.

Global textiles and finishes are updated periodically to meet the demand and trends of the market. As a result, some textiles and finishes may be discontinued by Global or the manufacturer. In the event that a textile or finish is discontinued, Global will make every reasonable effort to provide an alternative product(s) of comparable function.

Global offices in Canada

Head Office

560 Supertest Road
Toronto, Ontario
M3J 2M6
T (416) 650-6500

Toronto Sales Office

1350 Flint Road
Toronto, Ontario
M3J 2J7
T (416) 661-3660

Showrooms

Calgary

237 8 Avenue SE, Suite 302
Calgary, Alberta
T2G 5C3
T (403) 250-7770

The Blueprint Montreal

1010 Sainte-Catherine Street W, Mezz 2
Montreal, Quebec
H3B 1E7
T (514) 866-4331

Vancouver

675 West Hastings Street, Suite 1000
Vancouver, British Columbia
V6B 1N2
T (604) 432-1701

Edmonton

10158 103 Street NW, Suite
201 Edmonton, Alberta
T5J 0X6
T (780) 444-8922

Toronto

1350 Flint Road
Toronto, Ontario
M3J 2J7
T (416) 661-3660

Winnipeg

111 Lombard Avenue, Suite 220
Winnipeg, Manitoba
R3B 0T4
T (204) 925-3350

Halifax

1061 Marginal Road, Suite 120
Halifax, Nova Scotia
B3H 4P7
T (902) 422-7434

Ottawa

251 Laurier Avenue West, Suite 400
Ottawa, Ontario
K1P 5J6
T (613) 234-2881

Please call ahead to book an appointment.

